

Circuito de Jerez  
Euroformula Open  
Free Practice - 1  
Provisional Results



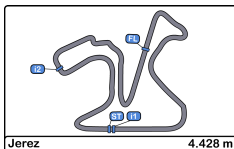
Clas	Nº	Entrant	Nat	Driver	Nat	Cat	Clas	Chassis	Team	Laps	Best	Time	Gap	Interval	Km/h
1	6			Mercedes				Dallara F312		5	4	1:36.889			164.5
2	7			Volkswagen				Dallara F312		3	3	1:37.218	0.329	0.329	163.9
3	28	Carlin Motorsport	GBR	Cameron Das	USA			Dallara F312	Carlin Motorsport	14	12	1:37.367	0.478	0.149	163.7
4	10	RACE	ESP	Bent Viscaal	NLD	R	1	Dallara F312	Teo Martin Motorsport	14	13	1:37.522	0.633	0.155	163.4
5	4	RP Motorsport	ITA	Felipe Drugovich	BRA			Dallara F312	RP Motorsport	14	14	1:37.829	0.940	0.307	162.9
6	58	Drivex School	ESP	Javier Gonzalez	MEX	R	2	Dallara F312	Drivex School	14	6	1:37.884	0.995	0.055	162.8
7	34	Carlin Motorsport	GBR	Matheus Iorio	BRA			Dallara F312	Carlin Motorsport	12	12	1:37.995	1.106	0.111	162.6
8	11	Campos Racing	ESP	Petru Florescu	ROU			Dallara F312	Campos Racing	12	10	1:38.047	1.158	0.052	162.5
9	77	RP Motorsport	ITA	Guilherme Samaia	BRA			Dallara F312	RP Motorsport	15	14	1:38.281	1.392	0.234	162.1
10	18	Campos Racing	ESP	Marcos Siebert	ARG			Dallara F312	Campos Racing	13	13	1:38.283	1.394	0.002	162.1
11	8	Drivex School	ESP	Lukas Dunner	AUT	R	3	Dallara F312	Drivex School	14	12	1:38.480	1.591	0.197	161.8
12	3	RP Motorsport	ITA	Christian Hahn	BRA			Dallara F312	RP Motorsport	15	11	1:38.814	1.925	0.334	161.3
13	1	RP Motorsport	ITA	David Schumacher	DEU	R	4	Dallara F312	RP Motorsport	13	13	1:39.016	2.127	0.202	160.9
14	51	RACE	ESP	Aldo Festante	ITA	R	5	Dallara F312	Teo Martin Motorsport	14	13	1:39.081	2.192	0.065	160.8
15	5	Carlin Motorsport	GBR	Dev Gore	USA	R	6	Dallara F312	Carlin Motorsport	16	16	1:40.006	3.117	0.925	159.3

Published at:.....

Track Temp: 24.8 °C    Air Temp: 25.0 °C    Humidity: 36 %    Track Status: DRY

Stewards:	Race Director:	Timekeeper: 
-----------	----------------	---





Circuito de Jerez  
Euroformula Open  
Free Practice - 1  
Provisional Results by Class



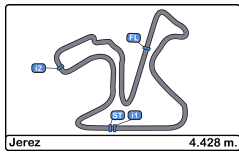
Clas	Nº	Entrant	Nat	Driver	Nat	Cat	Clas	Chassis	Team	Laps	Best	Time	Gap	Interval	Km/h
1	6			Mercedes				Dallara F312		5	4	1:36.889			164.5
2	7			Volkswagen				Dallara F312		3	3	1:37.218	0.329	0.329	163.9
3	28	Carlin Motorsport	GBR	Cameron Das	USA			Dallara F312	Carlin Motorsport	14	12	1:37.367	0.478	0.149	163.7
4	4	RP Motorsport	ITA	Felipe Drugovich	BRA			Dallara F312	RP Motorsport	14	14	1:37.829	0.940	0.462	162.9
5	34	Carlin Motorsport	GBR	Matheus Iorio	BRA			Dallara F312	Carlin Motorsport	12	12	1:37.995	1.106	0.166	162.6
6	11	Campos Racing	ESP	Petru Florescu	ROU			Dallara F312	Campos Racing	12	10	1:38.047	1.158	0.052	162.5
7	77	RP Motorsport	ITA	Guilherme Samaia	BRA			Dallara F312	RP Motorsport	15	14	1:38.281	1.392	0.234	162.1
8	18	Campos Racing	ESP	Marcos Siebert	ARG			Dallara F312	Campos Racing	13	13	1:38.283	1.394	0.002	162.1
9	3	RP Motorsport	ITA	Christian Hahn	BRA			Dallara F312	RP Motorsport	15	11	1:38.814	1.925	0.531	161.3
<b>Rookie</b>															
1	10	RACE	ESP	Bent Viscaal	NLD	R	1	Dallara F312	Teo Martin Motorsport	14	13	1:37.522			163.4
2	58	Drivex School	ESP	Javier Gonzalez	MEX	R	2	Dallara F312	Drivex School	14	6	1:37.884	0.362	0.362	162.8
3	8	Drivex School	ESP	Lukas Dunner	AUT	R	3	Dallara F312	Drivex School	14	12	1:38.480	0.958	0.596	161.8
4	1	RP Motorsport	ITA	David Schumacher	DEU	R	4	Dallara F312	RP Motorsport	13	13	1:39.016	1.494	0.536	160.9
5	51	RACE	ESP	Aldo Festante	ITA	R	5	Dallara F312	Teo Martin Motorsport	14	13	1:39.081	1.559	0.065	160.8
6	5	Carlin Motorsport	GBR	Dev Gore	USA	R	6	Dallara F312	Carlin Motorsport	16	16	1:40.006	2.484	0.925	159.3

Published at:.....

Track Temp: 24.8 °C    Air Temp: 25.0 °C    Humidity: 36 %    Track Status: DRY

Stewards:	Race Director:	Timekeeper: 
-----------	----------------	---





**Circuito de Jerez**  
**Euroformula Open**  
**Free Practice - 1**  
**Lap Analysis**



**1** David Schumacher R Dallara F312 **5** Dev Gore R Dallara F312  
 RP Motorsport Carlin Motorsport

Lap	D	Time	Sector 1	Sector 2	Sector 3	T. Spd	Elapsed	Lap	D	Time	Sector 1	Sector 2	Sector 3	T. Spd	Elapsed
1		10:12:31.307 P			10:12:31.307		10:12:31.307	1		10:10:24.582 P			10:10:24.582		10:10:24.582
2		1:59.267	50.172	30.468	38.627	192.1	10:14:30.574	2		5:39.057 P	57.195	38.216	4:03.646	155.3	10:16:03.639
3		1:41.465	38.622	27.550	35.293	206.1	10:16:12.039	3		2:09.787	54.064	33.231	42.492	180.6	10:18:13.426
4		1:40.448	37.973	27.378	35.097	208.8	10:17:52.487	4		1:56.975	44.576	31.784	40.615	185.5	10:20:10.401
5		5:14.795 P	46.817	38.612	3:49.366	133.6	10:23:07.282	5		1:51.386	42.567	30.296	38.523	201.8	10:22:01.787
6		1:52.345	48.362	28.458	35.525	197.8	10:24:59.627	6		1:48.796	41.140	30.272	37.384	204.9	10:23:50.583
7		1:39.910	37.755	27.286	34.869	208.8	10:26:39.537	7		1:44.661	39.362	28.818	36.481	205.7	10:25:35.244
8		1:40.434	38.116	27.202	35.116	205.7	10:28:19.971	8		1:42.807	38.820	28.322	35.665	206.5	10:27:18.051
9		5:16.817 P	37.813	27.223	4:11.781	206.8	10:33:36.788	9		1:42.358	38.726	28.130	35.502	205.7	10:29:00.409
10		1:48.221	44.602	28.574	35.045	197.8	10:35:25.009	10		1:41.943	38.512	28.001	35.430	206.1	10:30:42.352
11		1:39.434	37.740	27.130	34.564	207.6	10:37:04.443	11		1:41.504	38.419	27.648	35.437	208.4	10:32:23.856
12		1:39.053	37.566	27.143	34.344	208.8	10:38:43.496	12		1:41.212	38.002	27.906	35.304	209.7	10:34:05.068
13		1:39.016	37.536	27.221	34.259	208.4	10:40:22.512	13		1:41.348	38.313	27.722	35.313	209.7	10:35:46.416
14			38.154	27.699		208.4		14		1:40.448	37.937	27.540	34.971	208.4	10:37:26.864

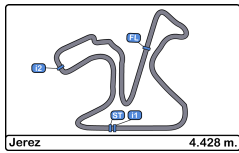
**3** Christian Hahn Dallara F312 **6** Mercedes Dallara F312  
 RP Motorsport

Lap	D	Time	Sector 1	Sector 2	Sector 3	T. Spd	Elapsed	Lap	D	Time	Sector 1	Sector 2	Sector 3	T. Spd	Elapsed
1		10:12:24.579 P			10:12:24.579		10:12:24.579	1		10:34:24.039 P			10:34:24.039		10:34:24.039
2		2:01.873	52.582	31.547	37.744	193.2	10:14:26.452	2		1:47.112	45.337	27.699	34.076	204.9	10:36:11.151
3		1:42.726	38.855	28.370	35.501	208.8	10:16:09.178	3		1:36.984	36.788	26.638	33.558	208.0	10:37:48.135
4		1:40.959	38.151	27.730	35.078	204.9	10:17:50.137	4		1:36.889	36.667	26.593	33.629	210.5	10:39:25.024
5		1:40.362	37.886	27.544	34.932	209.3	10:19:30.499	5		1:37.117	36.731	26.480	33.906	210.5	10:41:02.141
6		1:40.172	37.706	27.521	34.945	210.5	10:21:10.671	6			36.914	26.484		210.1	
7		1:40.581	37.757	27.577	35.247	210.9	10:22:51.252	7							
8		6:44.036 P	38.429	28.061	5:37.546	208.8	10:29:35.288	8							
9		1:51.157	47.418	28.220	35.519	204.5	10:31:26.445	9							
10		1:40.705	38.352	27.469	34.884	210.1	10:33:07.150	10							
11		1:38.814	37.274	27.013	34.527	211.7	10:34:45.964	11							
12		1:39.081	37.374	27.248	34.459	208.8	10:36:25.045	12							
13		1:51.510	39.071	31.991	40.448	200.0	10:38:16.555	13							
14		1:39.062	37.426	27.152	34.484	210.5	10:39:55.617	14							
15		1:38.879	37.401	26.863	34.615	210.5	10:41:34.496	15							
16			39.132	27.997		211.3		16							

**4** Felipe Drugovich Dallara F312 **8** Lukas Dunner R Dallara F312  
 RP Motorsport Drivex School

Lap	D	Time	Sector 1	Sector 2	Sector 3	T. Spd	Elapsed	Lap	D	Time	Sector 1	Sector 2	Sector 3	T. Spd	Elapsed
1		10:11:47.667 P			10:11:47.667		10:11:47.667	1		10:11:31.771 P			10:11:31.771		10:11:31.771
2		1:59.721	50.380	30.717	38.624	202.6	10:13:47.388	2		1:58.632	46.622	33.235	38.775	174.4	10:13:30.403
3		1:39.958	38.021	27.245	34.692	208.8	10:15:27.346	3		1:47.268	40.542	29.995	36.731	203.0	10:15:17.671
4		1:39.587	37.677	27.138	34.772	211.7	10:17:06.933	4		1:44.517	39.108	29.231	36.178	206.8	10:17:02.188
5		1:39.352	37.589	27.221	34.542	212.1	10:18:46.285	5		1:44.131	38.352	28.657	37.122	206.8	10:18:46.319
6		1:38.673	37.279	26.954	34.440	211.7	10:20:24.958	6		1:56.525	47.990	30.559	37.976	159.2	10:20:42.844
7		1:56.423	44.069	32.120	40.234	208.4	10:22:21.381	7		1:40.724	38.151	27.514	35.059	210.1	10:22:23.568
8		7:59.340 P	56.836	37.484	6:25.020	120.2	10:30:20.721	8		6:29.015 P	38.597	29.144	5:21.274	203.7	10:28:52.583
9		1:56.927	50.805	29.526	36.596	201.8	10:32:17.648	9		1:57.021	49.214	31.098	36.709	195.2	10:30:49.604
10		1:43.490	38.784	27.954	36.752	207.6	10:34:01.138	10		1:40.545	38.403	27.618	34.524	206.1	10:32:30.149
11		1:38.510	37.389	26.703	34.418	208.8	10:35:39.648	11		1:38.602	37.302	26.731	34.569	209.7	10:34:08.751
12		1:38.044	37.194	26.744	34.106	210.9	10:37:17.692	12		1:38.480	37.231	26.710	34.539	211.3	10:35:47.231
13		1:55.764	41.897	34.150	39.717	196.7	10:39:13.456	13		1:56.135	45.597	34.022	36.516	206.1	10:37:43.366
14		1:37.829	37.338	26.544	33.947	211.7	10:40:51.285	14		1:38.542	37.426	26.794	34.322	209.3	10:39:21.908
15			40.451	29.480		205.7		15			37.008	26.599		211.7	





**Circuito de Jerez**  
**Euroformula Open**  
**Free Practice - 1**  
**Lap Analysis**



**10** Bent Viscaal R Dallara F312 **28** Cameron Das Dallara F312  
 Teo Martin Motorsport Carlin Motorsport

Lap	D	Time	Sector 1	Sector 2	Sector 3	T. Spd	Elapsed	Lap	D	Time	Sector 1	Sector 2	Sector 3	T. Spd	Elapsed	
1		10:10:19.003	P		10:10:19.003		10:10:19.003	1		10:10:21.041	P		10:10:21.041		10:10:21.041	
2		1:54.394	46.239	29.722	38.433	205.3	10:12:13.397	2		4:59.965	P	45.277	29.444	3:45.244	173.3	10:15:21.006
3		1:48.678	38.078	29.677	40.923	208.0	10:14:02.075	3		1:46.860	41.831	30.228	34.801	163.8	10:17:07.866	
4		1:40.493	37.487	27.261	35.745	210.9	10:15:42.568	4		1:42.281	37.458	27.051	37.772	215.1	10:18:50.147	
5		1:39.594	37.490	27.204	34.900	210.1	10:17:22.162	5		1:39.443	37.839	26.979	34.625	210.9	10:20:29.590	
6		1:55.641	37.853	39.590	38.198	180.0	10:19:17.803	6		1:39.385	37.799	27.041	34.545	208.8	10:22:08.975	
7		1:39.191	37.631	27.121	34.439	210.9	10:20:56.994	7		1:39.742	37.353	27.129	35.260	211.3	10:23:48.717	
8		8:05.665	P	37.504	27.006	7:01.155	211.7	10:29:02.659	8		1:38.761	37.427	26.934	34.400	210.1	10:25:27.478
9		1:56.559	45.680	31.926	38.953	205.7	10:30:59.218	9		5:55.887	P	37.719	26.984	4:51.184	208.8	10:31:23.365
10		1:44.200	38.557	28.786	36.857	208.8	10:32:43.418	10		1:56.090	46.183	31.784	38.123	203.7	10:33:19.455	
11		1:41.006	37.062	26.733	37.211	211.7	10:34:24.424	11		1:42.644	39.953	28.167	34.524	163.3	10:35:02.099	
12		1:37.577	36.977	26.624	33.976	210.9	10:36:02.001	12		1:37.367	36.975	26.598	33.794	211.7	10:36:39.466	
13		1:37.522	36.987	26.677	33.858	210.5	10:37:39.523	13		1:37.645	37.150	26.639	33.856	211.7	10:38:17.111	
14		1:37.524	37.017	26.599	33.908	211.7	10:39:17.047	14		1:38.922	37.319	27.027	34.576	214.7	10:39:56.033	
15			36.989	26.506		213.0		15			37.600	27.863		210.9		

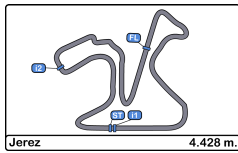
**11** Petru Florescu Dallara F312 **34** Matheus Iorio Dallara F312  
 Campos Racing Carlin Motorsport

Lap	D	Time	Sector 1	Sector 2	Sector 3	T. Spd	Elapsed	Lap	D	Time	Sector 1	Sector 2	Sector 3	T. Spd	Elapsed	
1		10:10:40.033	P		10:10:40.033		10:10:40.033	1		10:10:12.240	P		10:10:12.240		10:10:12.240	
2		2:06.467	55.550	32.372	38.545	178.5	10:12:46.500	2		7:24.609	P	49.773	31.636	6:03.200	179.1	10:17:36.849
3		6:54.159	P	39.489	30.095	5:44.575	205.3	10:19:40.659	3		1:49.789	45.542	28.932	35.315	207.2	10:19:26.638
4		1:53.546	44.777	32.803	35.966	203.3	10:21:34.205	4		1:40.357	37.871	27.689	34.797	210.1	10:21:06.995	
5		1:40.450	37.994	27.225	35.231	210.1	10:23:14.655	5		1:39.426	37.599	27.335	34.492	209.7	10:22:46.421	
6		1:39.747	38.088	27.106	34.553	209.3	10:24:54.402	6		1:39.026	37.469	27.172	34.385	210.5	10:24:25.447	
7		5:40.634	P	38.397	28.134	4:34.103	206.8	10:30:35.036	7		1:42.043	37.469	27.802	36.772	210.1	10:26:07.490
8		1:59.076	50.690	32.013	36.373	190.1	10:32:34.112	8		6:43.811	P	38.693	30.404	5:34.714	197.8	10:32:51.301
9		1:41.349	38.431	27.774	35.144	208.4	10:34:15.461	9		1:49.964	45.491	28.935	35.538	194.9	10:34:41.265	
10		1:38.047	37.021	26.701	34.325	209.3	10:35:53.508	10		1:42.517	38.495	28.303	35.719	202.2	10:36:23.782	
11		1:38.336	37.256	26.550	34.530	210.5	10:37:31.844	11		1:38.016	37.123	26.822	34.071	211.3	10:38:01.798	
12		1:38.145	37.144	26.793	34.208	211.7	10:39:09.989	12		1:37.995	36.995	26.802	34.198	211.3	10:39:39.793	
13			37.332	27.325		213.8		13			37.083	26.804		211.3		

**18** Marcos Siebert Dallara F312 **51** Aldo Festante R Dallara F312  
 Campos Racing Teo Martin Motorsport

Lap	D	Time	Sector 1	Sector 2	Sector 3	T. Spd	Elapsed	Lap	D	Time	Sector 1	Sector 2	Sector 3	T. Spd	Elapsed	
1		10:10:46.430	P		10:10:46.430		10:10:46.430	1		10:10:11.210	P		10:10:11.210		10:10:11.210	
2		1:57.957	48.062	32.527	37.368	168.2	10:12:44.387	2		1:56.750	48.495	31.151	37.104	197.8	10:12:07.960	
3		5:37.416	P	39.835	28.995	4:28.586	176.4	10:18:21.803	3		1:44.326	40.542	28.342	35.442	207.2	10:13:52.286
4		1:46.387	42.935	28.475	34.977	201.1	10:20:08.190	4		3:06.162	P	38.995	30.937	1:56.230	209.3	10:16:58.448
5		1:39.825	38.024	27.276	34.525	210.5	10:21:48.015	5		1:53.537	50.041	28.132	35.364	208.0	10:18:51.985	
6		1:41.231	37.415	27.075	36.741	210.5	10:23:29.246	6		1:41.365	38.329	27.839	35.197	210.9	10:20:33.350	
7		6:59.594	P	37.344	26.917	5:55.333	210.5	10:30:28.840	7		1:41.433	38.519	27.696	35.218	210.1	10:22:14.783
8		1:51.591	46.742	29.152	35.697	184.6	10:32:20.431	8		1:40.517	38.184	27.575	34.758	208.4	10:23:55.300	
9		1:43.455	38.590	29.061	35.804	134.8	10:34:03.886	9		7:50.575	P	40.615	29.399	6:40.561	205.7	10:31:45.875
10		1:41.475	37.298	27.235	36.942	209.3	10:35:45.361	10		1:47.998	45.164	27.807	35.027	206.8	10:33:33.873	
11		1:38.842	37.494	26.948	34.400	210.1	10:37:24.203	11		1:40.270	38.008	27.407	34.855	208.4	10:35:14.143	
12		1:38.535	37.399	26.785	34.351	210.5	10:39:02.738	12		1:39.827	37.986	27.284	34.557	208.4	10:36:53.970	
13		1:38.283	37.399	26.781	34.103	210.5	10:40:41.021	13		1:39.081	37.539	27.074	34.468	211.3	10:38:33.051	
14			37.571	27.130		208.4		14		1:39.735	37.760	27.371	34.604	211.7	10:40:12.786	
								15			39.372	29.159		207.6		





**Circuito de Jerez**  
**Euroformula Open**  
**Free Practice - 1**  
**Lap Analysis**



**58**

Javier Gonzalez

R

Dallara F312

Drivex School

Lap	D	Time	Sector 1	Sector 2	Sector 3	T. Spd	Elapsed
1		10:13:23.790 P			10:13:23.790		10:13:23.790
2		2:09.984	54.966	33.041	41.977	177.0	10:15:33.774
3		1:44.956	40.706	29.155	35.095	188.8	10:17:18.730
4		1:38.170	37.236	27.022	<b>33.912</b>	211.3	10:18:56.900
5		1:42.419	37.102	26.902	38.415	212.1	10:20:39.319
6		<b>1:37.884</b>	37.058	<b>26.806</b>	34.020	210.1	10:22:17.203
7		1:45.052	<b>36.927</b>	26.987	41.138	212.1	10:24:02.255
8		1:38.226	37.066	26.932	34.228	210.5	10:25:40.481
9		6:51.771 P	38.061	29.152	5:44.558	203.3	10:32:32.252
10		1:55.634	45.323	32.322	37.989	201.8	10:34:27.886
11		1:38.697	37.486	27.093	34.118	209.7	10:36:06.583
12		1:47.938	41.928	30.803	35.207	193.2	10:37:54.521
13		1:38.160	37.217	26.936	34.007	210.5	10:39:32.681
14		1:43.079	39.652	28.609	34.818	205.3	10:41:15.760
15			37.278	26.881		210.1	

**77**

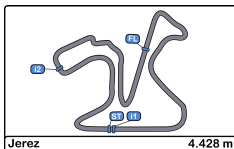
Guilherme Samaia

Dallara F312

RP Motorsport

Lap	D	Time	Sector 1	Sector 2	Sector 3	T. Spd	Elapsed
1		10:12:52.061 P			10:12:52.061		10:12:52.061
2		1:55.403	46.915	31.179	37.309	203.0	10:14:47.464
3		1:42.292	39.115	28.221	34.956	206.8	10:16:29.756
4		1:39.720	37.636	27.508	34.576	210.5	10:18:09.476
5		1:39.618	37.546	27.620	34.452	210.5	10:19:49.094
6		1:42.731	39.167	28.525	35.039	208.0	10:21:31.825
7		1:40.497	37.891	27.837	34.769	208.8	10:23:12.322
8		6:30.725 P	37.841	27.590	5:25.294	209.7	10:29:43.047
9		1:51.430	45.799	29.380	36.251	203.3	10:31:34.477
10		1:39.362	37.799	27.324	34.239	210.5	10:33:13.839
11		1:38.284	37.145	27.074	34.065	211.3	10:34:52.123
12		1:40.428	<b>37.063</b>	27.717	35.648	211.3	10:36:32.551
13		1:38.554	37.283	27.164	34.107	210.5	10:38:11.105
14		<b>1:38.281</b>	37.207	27.083	<b>33.991</b>	210.9	10:39:49.386
15		1:38.675	37.222	<b>26.918</b>	34.535	210.5	10:41:28.061
16			41.588	30.270		205.7	



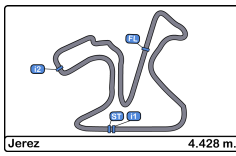


Circuito de Jerez  
Euroformula Open  
Free Practice - 1  
Best Sectors Results



Sector - 1				Sector - 2				Sector - 3				Ideal Lap vs Best Lap				
Clas	Nº	Driver	Time	Nº	Driver	Time	Nº	Driver	Time	Clas	Nº	Driver	Ideal Lap	Best Lap	Clas	
1	7	Volkswagen	36.636	6	Mercedes	26.480	6	Mercedes	33.558	1	6	Mercedes	1:36.705	1:36.889	1	
2	6	Mercedes	36.667	10	Bent Viscaal	26.506	28	Cameron Das	33.794	2	7	Volkswagen	1:37.031	1:37.218	2	
3	58	Javier Gonzalez	36.927	7	Volkswagen	26.524	10	Bent Viscaal	33.858	3	10	Bent Viscaal	1:37.341	1:37.522	4	
4	28	Cameron Das	36.975	4	Felipe Drugovich	26.544	7	Volkswagen	33.871	4	28	Cameron Das	1:37.367	1:37.367	3	
5	10	Bent Viscaal	36.977	11	Petru Florescu	26.550	58	Javier Gonzalez	33.912	5	58	Javier Gonzalez	1:37.645	1:37.884	6	
6	34	Matheus Iorio	36.995	28	Cameron Das	26.598	4	Felipe Drugovich	33.947	6	4	Felipe Drugovich	1:37.685	1:37.829	5	
7	8	Lukas Dunner	37.008	8	Lukas Dunner	26.599	77	Guilherme Samaia	33.991	7	11	Petru Florescu	1:37.779	1:38.047	8	
8	11	Petru Florescu	37.021	18	Marcos Siebert	26.781	34	Matheus Iorio	34.071	8	34	Matheus Iorio	1:37.868	1:37.995	7	
9	77	Guilherme Samaia	37.063	34	Matheus Iorio	26.802	18	Marcos Siebert	34.103	9	8	Lukas Dunner	1:37.929	1:38.480	11	
10	4	Felipe Drugovich	37.194	58	Javier Gonzalez	26.806	11	Petru Florescu	34.208	10	77	Guilherme Samaia	1:37.972	1:38.281	9	
11	3	Christian Hahn	37.274	3	Christian Hahn	26.863	1	David Schumacher	34.259	11	18	Marcos Siebert	1:38.182	1:38.283	10	
12	18	Marcos Siebert	37.298	77	Guilherme Samaia	26.918	8	Lukas Dunner	34.322	12	3	Christian Hahn	1:38.596	1:38.814	12	
13	1	David Schumacher	37.536	51	Aldo Festante	27.074	3	Christian Hahn	34.459	13	1	David Schumacher	1:38.925	1:39.016	13	
14	51	Aldo Festante	37.539	1	David Schumacher	27.130	51	Aldo Festante	34.468	14	51	Aldo Festante	1:39.081	1:39.081	14	
15	5	Dev Gore	37.712	5	Dev Gore	27.293	5	Dev Gore	34.882	15	5	Dev Gore	1:39.887	1:40.006	15	



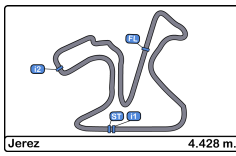


Circuito de Jerez  
Euroformula Open  
Free Practice - 1  
Best 5 Lap Times



Cls	Nº	Entrant	Nat	Driver	Nat	Cat	Cls	Chassis	Team	Best 1		Best 2		Best 3		Best 4		Best 5	
										Time	Lap	Time	Lap	Time	Lap	Time	Lap	Time	Lap
1	6			Mercedes				Dallara F312		<b>1:36.889</b>	4	1:36.984	3	1:37.117	5	1:47.112	2		
2	7			Volkswagen				Dallara F312		<b>1:37.218</b>	3	1:47.626	2						
3	28	Carlin Motorsport	GBR	Cameron Das	USA			Dallara F312	Carlin Motorsport	<b>1:37.367</b>	12	1:37.645	13	1:38.761	8	1:38.922	14	1:39.385	6
4	10	RACE	ESP	Bent Viscaal	NLD	R	1	Dallara F312	Teo Martin Motorsport	<b>1:37.522</b>	13	1:37.524	14	1:37.577	12	1:39.191	7	1:39.594	5
5	4	RP Motorsport	ITA	Felipe Drugovich	BRA			Dallara F312	RP Motorsport	<b>1:37.829</b>	14	1:38.044	12	1:38.510	11	1:38.673	6	1:39.352	5
6	58	Drivex School	ESP	Javier Gonzalez	MEX	R	2	Dallara F312	Drivex School	<b>1:37.884</b>	6	1:38.160	13	1:38.170	4	1:38.226	8	1:38.697	11
7	34	Carlin Motorsport	GBR	Matheus Iorio	BRA			Dallara F312	Carlin Motorsport	<b>1:37.995</b>	12	1:38.016	11	1:39.026	6	1:39.426	5	1:40.357	4
8	11	Campos Racing	ESP	Petru Florescu	ROU			Dallara F312	Campos Racing	<b>1:38.047</b>	10	1:38.145	12	1:38.336	11	1:39.747	6	1:40.450	5
9	77	RP Motorsport	ITA	Guilherme Samaia	BRA			Dallara F312	RP Motorsport	<b>1:38.281</b>	14	1:38.284	11	1:38.554	13	1:38.675	15	1:39.362	10
10	18	Campos Racing	ESP	Marcos Siebert	ARG			Dallara F312	Campos Racing	<b>1:38.283</b>	13	1:38.535	12	1:38.842	11	1:39.825	5	1:41.231	6
11	8	Drivex School	ESP	Lukas Dunner	AUT	R	3	Dallara F312	Drivex School	<b>1:38.480</b>	12	1:38.542	14	1:38.602	11	1:40.545	10	1:40.724	7
12	3	RP Motorsport	ITA	Christian Hahn	BRA			Dallara F312	RP Motorsport	<b>1:38.814</b>	11	1:38.879	15	1:39.062	14	1:39.081	12	1:40.172	6
13	1	RP Motorsport	ITA	David Schumacher	DEU	R	4	Dallara F312	RP Motorsport	<b>1:39.016</b>	13	1:39.053	12	1:39.434	11	1:39.910	7	1:40.434	8
14	51	RACE	ESP	Aldo Festante	ITA	R	5	Dallara F312	Teo Martin Motorsport	<b>1:39.081</b>	13	1:39.735	14	1:39.827	12	1:40.270	11	1:40.517	8
15	5	Carlin Motorsport	GBR	Dev Gore	USA	R	6	Dallara F312	Carlin Motorsport	<b>1:40.006</b>	16	1:40.042	15	1:40.448	14	1:41.212	12	1:41.348	13





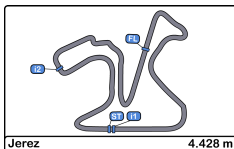
Circuito de Jerez  
Euroformula Open  
Free Practice - 1  
Best 5 Top Speeds



Cls	Nº	Entrant	Nat	Driver	Nat	Cat	Cls	Chassis	Team	Top 1		Top 2		Top 3		Top 4		Top 5		Avg
										Km/h	Lap	Km/h	Lap	Km/h	Lap	Km/h	Lap	Km/h	Lap	
1	7			Volkswagen				Dallara F312		<b>216.4</b>	4	211.3	3	205.3	2					211.0
2	28	Carlin Motorsport	GBR	Cameron Das	USA			Dallara F312	Carlin Motorsport	<b>215.1</b>	4	214.7	14	211.7	12	211.7	13	211.3	7	212.9
3	11	Campos Racing	ESP	Petru Florescu	ROU			Dallara F312	Campos Racing	<b>213.8</b>	13	211.7	12	210.5	11	210.1	5	209.3	6	211.1
4	10	RACE	ESP	Bent Viscaal	NLD	R	1	Dallara F312	Teo Martin Motorsport	<b>213.0</b>	15	211.7	8	211.7	11	211.7	14	210.9	4	211.8
5	4	RP Motorsport	ITA	Felipe Drugovich	BRA			Dallara F312	RP Motorsport	<b>212.1</b>	5	211.7	4	211.7	6	211.7	14	210.9	12	211.6
6	58	Drivex School	ESP	Javier Gonzalez	MEX	R	2	Dallara F312	Drivex School	<b>212.1</b>	5	212.1	7	211.3	4	210.5	8	210.5	13	211.3
7	3	RP Motorsport	ITA	Christian Hahn	BRA			Dallara F312	RP Motorsport	<b>211.7</b>	11	211.3	16	210.9	7	210.5	6	210.5	14	211.0
8	5	Carlin Motorsport	GBR	Dev Gore	USA	R	3	Dallara F312	Carlin Motorsport	<b>211.7</b>	15	210.9	16	209.7	12	209.7	13	208.4	11	210.1
9	8	Drivex School	ESP	Lukas Dunner	AUT	R	4	Dallara F312	Drivex School	<b>211.7</b>	15	211.3	12	210.1	7	209.7	11	209.3	14	210.4
10	51	RACE	ESP	Aldo Festante	ITA	R	5	Dallara F312	Teo Martin Motorsport	<b>211.7</b>	14	211.3	13	210.9	6	210.1	7	209.3	4	210.6
11	34	Carlin Motorsport	GBR	Matheus Iorio	BRA			Dallara F312	Carlin Motorsport	<b>211.3</b>	11	211.3	12	211.3	13	210.5	6	210.1	4	210.9
12	77	RP Motorsport	ITA	Guilherme Samaia	BRA			Dallara F312	RP Motorsport	<b>211.3</b>	11	211.3	12	210.9	14	210.5	4	210.5	5	210.9
13	6			Mercedes				Dallara F312		<b>210.5</b>	4	210.5	5	210.1	6	208.0	3	204.9	2	208.8
14	18	Campos Racing	ESP	Marcos Siebert	ARG			Dallara F312	Campos Racing	<b>210.5</b>	5	210.5	6	210.5	7	210.5	12	210.5	13	210.5
15	1	RP Motorsport	ITA	David Schumacher	DEU	R	6	Dallara F312	RP Motorsport	<b>208.8</b>	4	208.8	7	208.8	12	208.4	13	208.4	14	208.7





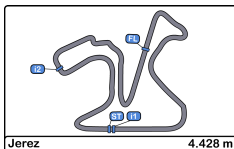


Circuito de Jerez  
Euroformula Open  
Free Practice - 1  
Fastest Laps Sequence



Lap	Time of Day	Session Time	Nº	Entrant	Nat	Driver	Nat	Cat	Chassis	Team	Time	Km/h
2	10:12:07.960	2:07.960	51	RACE	ESP	Aldo Festante	ITA	R	Dallara F312	Teo Martin Motorsport	1:56.750	136.5
2	10:12:13.397	2:13.397	10	RACE	ESP	Bent Viscaal	NLD	R	Dallara F312	Teo Martin Motorsport	1:54.394	139.3
3	10:13:52.286	3:52.286	51	RACE	ESP	Aldo Festante	ITA	R	Dallara F312	Teo Martin Motorsport	1:44.326	152.7
3	10:15:27.346	5:27.346	4	RP Motorsport	ITA	Felipe Drugovich	BRA		Dallara F312	RP Motorsport	1:39.958	159.4
4	10:17:06.933	7:06.933	4	RP Motorsport	ITA	Felipe Drugovich	BRA		Dallara F312	RP Motorsport	1:39.587	160.0
5	10:18:46.285	8:46.285	4	RP Motorsport	ITA	Felipe Drugovich	BRA		Dallara F312	RP Motorsport	1:39.352	160.4
4	10:18:56.900	8:56.900	58	Drivex School	ESP	Javier Gonzalez	MEX	R	Dallara F312	Drivex School	1:38.170	162.3
6	10:22:17.203	12:17.203	58	Drivex School	ESP	Javier Gonzalez	MEX	R	Dallara F312	Drivex School	1:37.884	162.8
12	10:36:02.001	26:02.001	10	RACE	ESP	Bent Viscaal	NLD	R	Dallara F312	Teo Martin Motorsport	1:37.577	163.3
12	10:36:39.466	26:39.466	28	Carlin Motorsport	GBR	Cameron Das	USA		Dallara F312	Carlin Motorsport	1:37.367	163.7
3	10:37:48.135	27:48.135	6			Mercedes			Dallara F312		1:36.984	164.3
4	10:39:25.024	29:25.024	6			Mercedes			Dallara F312		1:36.889	164.5



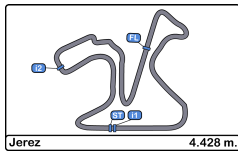


Circuito de Jerez  
Euroformula Open  
Free Practice - 1  
Event Best Maximum Speed



Nº	Entrant	Nat	Driver	Nat	Cat	Clas	Chassis	Team	Km/h	Session
7			Volkswagen				Dallara F312		216.4	Free Practice - 1
28	Carlin Motorsport	GBR	Cameron Das	USA			Dallara F312	Carlin Motorsport	215.1	Free Practice - 1
11	Campos Racing	ESP	Petru Florescu	ROU			Dallara F312	Campos Racing	213.8	Free Practice - 1
10	RACE	ESP	Bent Viscaal	NLD	R	1	Dallara F312	Teo Martin Motorsport	213.0	Free Practice - 1
4	RP Motorsport	ITA	Felipe Drugovich	BRA			Dallara F312	RP Motorsport	212.1	Free Practice - 1
58	Drivex School	ESP	Javier Gonzalez	MEX	R	2	Dallara F312	Drivex School	212.1	Free Practice - 1
3	RP Motorsport	ITA	Christian Hahn	BRA			Dallara F312	RP Motorsport	211.7	Free Practice - 1
5	Carlin Motorsport	GBR	Dev Gore	USA	R	3	Dallara F312	Carlin Motorsport	211.7	Free Practice - 1
51	RACE	ESP	Aldo Festante	ITA	R	4	Dallara F312	Teo Martin Motorsport	211.7	Free Practice - 1
8	Drivex School	ESP	Lukas Dunner	AUT	R	5	Dallara F312	Drivex School	211.7	Free Practice - 1
77	RP Motorsport	ITA	Guilherme Samaia	BRA			Dallara F312	RP Motorsport	211.3	Free Practice - 1
34	Carlin Motorsport	GBR	Matheus Iorio	BRA			Dallara F312	Carlin Motorsport	211.3	Free Practice - 1
18	Campos Racing	ESP	Marcos Siebert	ARG			Dallara F312	Campos Racing	210.5	Free Practice - 1
6			Mercedes				Dallara F312		210.5	Free Practice - 1
1	RP Motorsport	ITA	David Schumacher	DEU	R	6	Dallara F312	RP Motorsport	208.8	Free Practice - 1





**Circuito de Jerez**  
**Euroformula Open**  
**Free Practice - 1**  
**Pit Stop Analysis**



**1** David Schumacher R RP Motorsport  
 Dallara F312

Nr.	In Day Time	In Time	Out Time	Pit Time	T. Pit Time	Handicap	Penalty
1	10:19:50.194	10:19:50.194	10:23:07.282	3:17.088	3:17.088		
2	10:29:53.236	10:29:53.236	10:33:36.788	3:43.552	7:00.640		

**3** Christian Hahn RP Motorsport  
 Dallara F312

Nr.	In Day Time	In Time	Out Time	Pit Time	T. Pit Time	Handicap	Penalty
1	10:24:29.623	10:24:29.623	10:29:35.288	5:05.665	5:05.665		

**4** Felipe Drugovich RP Motorsport  
 Dallara F312

Nr.	In Day Time	In Time	Out Time	Pit Time	T. Pit Time	Handicap	Penalty
1	10:24:27.259	10:24:27.259	10:30:20.721	5:53.462	5:53.462		

**5** Dev Gore R Carlin Motorsport  
 Dallara F312

Nr.	In Day Time	In Time	Out Time	Pit Time	T. Pit Time	Handicap	Penalty
1	10:12:38.040	10:12:38.040	10:16:03.639	3:25.599	3:25.599		

**8** Lukas Dunner R Drivex School  
 Dallara F312

Nr.	In Day Time	In Time	Out Time	Pit Time	T. Pit Time	Handicap	Penalty
1	10:24:01.402	10:24:01.402	10:28:52.583	4:51.181	4:51.181		

**10** Bent Viscaal R Teo Martin Motorsport  
 Dallara F312

Nr.	In Day Time	In Time	Out Time	Pit Time	T. Pit Time	Handicap	Penalty
1	10:22:30.560	10:22:30.560	10:29:02.659	6:32.099	6:32.099		

**11** Petru Florescu Campos Racing  
 Dallara F312

Nr.	In Day Time	In Time	Out Time	Pit Time	T. Pit Time	Handicap	Penalty
1	10:14:28.965	10:14:28.965	10:19:40.659	5:11.694	5:11.694		
2	10:26:32.559	10:26:32.559	10:30:35.036	4:02.477	9:14.171		

**18** Marcos Siebert Campos Racing  
 Dallara F312

Nr.	In Day Time	In Time	Out Time	Pit Time	T. Pit Time	Handicap	Penalty
1	10:14:23.667	10:14:23.667	10:18:21.803	3:58.136	3:58.136		
2	10:25:02.745	10:25:02.745	10:30:28.840	5:26.095	9:24.231		

**28** Cameron Das Carlin Motorsport  
 Dallara F312

Nr.	In Day Time	In Time	Out Time	Pit Time	T. Pit Time	Handicap	Penalty
1	10:12:08.238	10:12:08.238	10:15:21.006	3:12.768	3:12.768		
2	10:27:00.247	10:27:00.247	10:31:23.365	4:23.118	7:35.886		

**34** Matheus Iorio Carlin Motorsport  
 Dallara F312

Nr.	In Day Time	In Time	Out Time	Pit Time	T. Pit Time	Handicap	Penalty
1	10:12:06.197	10:12:06.197	10:17:36.849	5:30.652	5:30.652		
2	10:27:47.092	10:27:47.092	10:32:51.301	5:04.209	10:34.861		

**51** Aldo Festante R Teo Martin Motorsport  
 Dallara F312

Nr.	In Day Time	In Time	Out Time	Pit Time	T. Pit Time	Handicap	Penalty
1	10:15:36.639	10:15:36.639	10:16:58.448	1:21.809	1:21.809		
2	10:25:38.976	10:25:38.976	10:31:45.875	6:06.899	7:28.708		

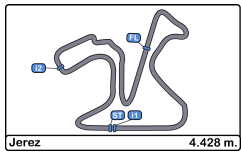
**58** Javier Gonzalez R Drivex School  
 Dallara F312

Nr.	In Day Time	In Time	Out Time	Pit Time	T. Pit Time	Handicap	Penalty
1	10:15:26.110	10:15:26.110	10:32:32.252	17:06.14	17:06.142		2

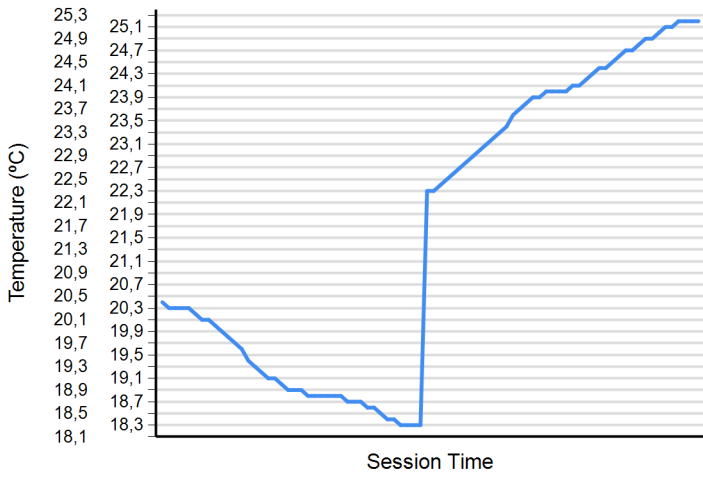
**77** Guilherme Samaia RP Motorsport  
 Dallara F312

Nr.	In Day Time	In Time	Out Time	Pit Time	T. Pit Time	Handicap	Penalty
1	10:24:46.386	10:24:46.386	10:29:43.047	4:56.661	4:56.661		

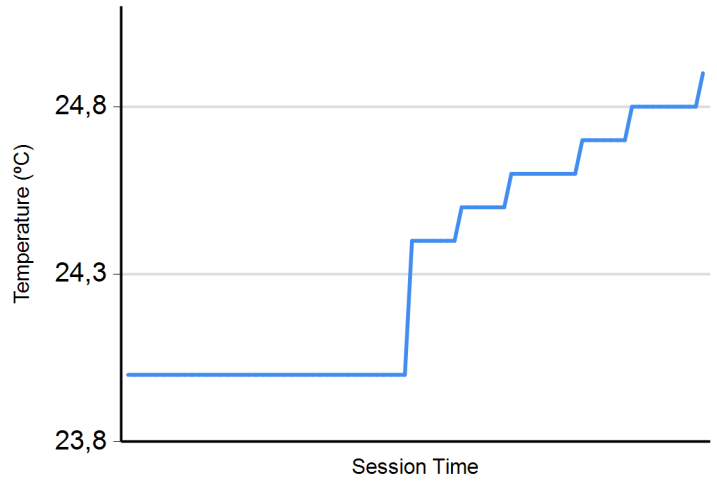




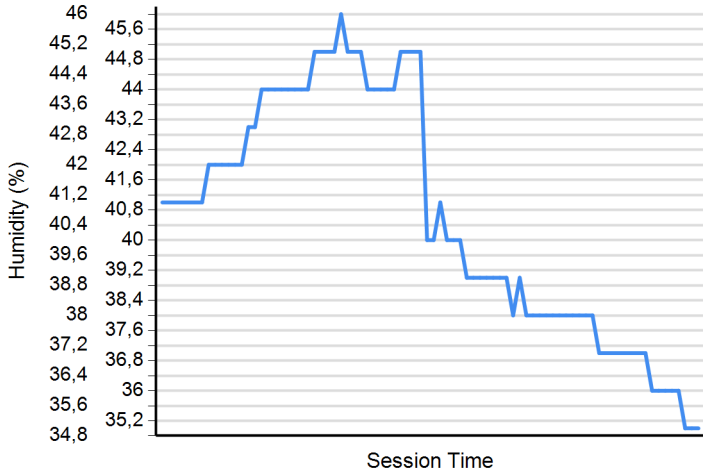
**Air Temperature**



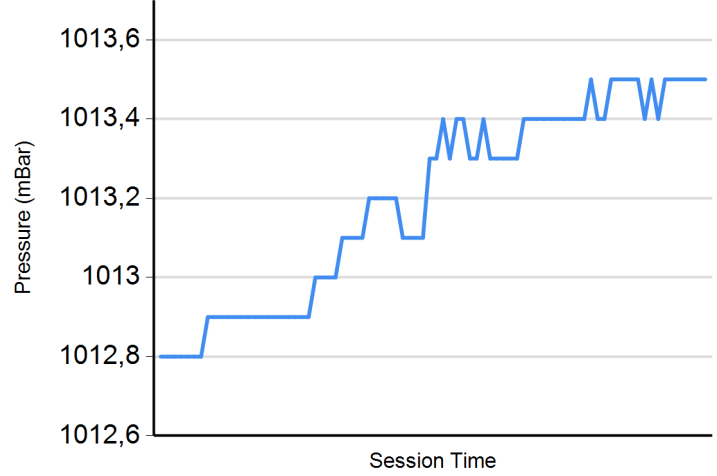
**Track Temperature**



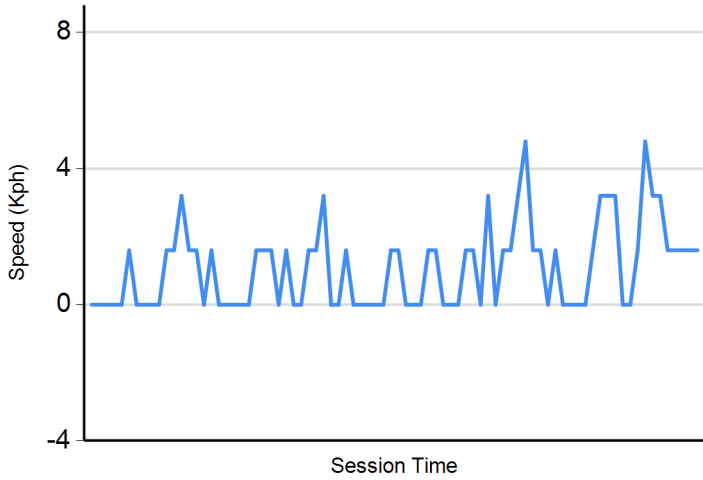
**Humidity**



**Pressure**



**Wind Speed**



**Wind direction**

North = 0°/360° Est = 90° South = 180° West = 270°

