

Circuito de Jerez
Euroformula Open
Qualifying - 1
Provisional Results



Clas	Nº	Entrant	Nat	Driver	Nat	Cat	Clas	Chassis	Team	Laps	Best	Time	Gap	Interval	Km/h
1	18	Campos Racing	ESP	Marcos Siebert	ARG			Dallara F312	Campos Racing	9	8	1:35.869			166.2
2	4	RP Motorsport	ITA	Felipe Drugovich	BRA			Dallara F312	RP Motorsport	10	4	1:36.104	0.235	0.235	165.8
3	10	RACE	ESP	Bent Viscaal	NLD	R	1	Dallara F312	Teo Martin Motorsport	14	13	1:36.123	0.254	0.019	165.8
4	34	Carlin Motorsport	GBR	Matheus Iorio	BRA			Dallara F312	Carlin Motorsport	11	10	1:36.312	0.443	0.189	165.5
5	8	Drivex School	ESP	Lukas Dunner	AUT	R	2	Dallara F312	Drivex School	12	11	1:36.325	0.456	0.013	165.4
6	28	Carlin Motorsport	GBR	Cameron Das	USA			Dallara F312	Carlin Motorsport	9	8	1:36.454	0.585	0.129	165.2
7	58	Drivex School	ESP	Javier Gonzalez	MEX	R	3	Dallara F312	Drivex School	11	11	1:36.506	0.637	0.052	165.1
8	11	Campos Racing	ESP	Petru Florescu	ROU			Dallara F312	Campos Racing	11	11	1:36.647	0.778	0.141	164.9
9	77	RP Motorsport	ITA	Guilherme Samaia	BRA			Dallara F312	RP Motorsport	11	10	1:36.988	1.119	0.341	164.3
10	3	RP Motorsport	ITA	Christian Hahn	BRA			Dallara F312	RP Motorsport	11	9	1:37.057	1.188	0.069	164.2
11	1	RP Motorsport	ITA	David Schumacher	DEU	R	4	Dallara F312	RP Motorsport	10	10	1:37.069	1.200	0.012	164.2
12	5	Carlin Motorsport	GBR	Dev Gore	USA	R	5	Dallara F312	Carlin Motorsport	15	11	1:37.079	1.210	0.010	164.2
13	51	RACE	ESP	Aldo Festante	ITA	R	6	Dallara F312	Teo Martin Motorsport	13	12	1:37.132	1.263	0.053	164.1

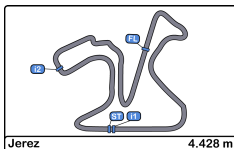
LAP TIME CAR #51 - 1:37.824 DELETED TRACK LIMITS T1
 LAP TIME CAR #28 - 1:36.796 DELETED
 LAP TIME CAR #77 - 1:37.549 DELETED TRACK LIMITS T1
 LAP TIME CAR #58 - 1:36.383 DELETED
 LAP TIME CAR #1 - 1:36.834 DELETED
 LAPS TIMES CAR #4 - 1:35.781 AND 1:35.878 DELETED
 LAP TIME CAR #10 - 1:35.685 LAP DELETED

Published at:.....

Track Temp: 24.5 °C Air Temp: 24.7 °C Humidity: 44 % Track Status: DRY

Stewards:	Race Director:	Timekeeper:





Circuito de Jerez
Euroformula Open
Qualifying - 1
Provisional Results by Class



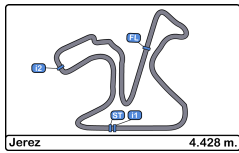
Clas	Nº	Entrant	Nat	Driver	Nat	Cat	Clas	Chassis	Team	Laps	Best	Time	Gap	Interval	Km/h
1	18	Campos Racing	ESP	Marcos Siebert	ARG			Dallara F312	Campos Racing	9	8	1:35.869			166.2
2	4	RP Motorsport	ITA	Felipe Drugovich	BRA			Dallara F312	RP Motorsport	10	4	1:36.104	0.235	0.235	165.8
3	34	Carlin Motorsport	GBR	Matheus Iorio	BRA			Dallara F312	Carlin Motorsport	11	10	1:36.312	0.443	0.208	165.5
4	28	Carlin Motorsport	GBR	Cameron Das	USA			Dallara F312	Carlin Motorsport	9	8	1:36.454	0.585	0.142	165.2
5	11	Campos Racing	ESP	Petru Florescu	ROU			Dallara F312	Campos Racing	11	11	1:36.647	0.778	0.193	164.9
6	77	RP Motorsport	ITA	Guilherme Samaia	BRA			Dallara F312	RP Motorsport	11	10	1:36.988	1.119	0.341	164.3
7	3	RP Motorsport	ITA	Christian Hahn	BRA			Dallara F312	RP Motorsport	11	9	1:37.057	1.188	0.069	164.2
Rookie															
1	10	RACE	ESP	Bent Viscaal	NLD	R	1	Dallara F312	Teo Martin Motorsport	14	13	1:36.123			165.8
2	8	Drivex School	ESP	Lukas Dunner	AUT	R	2	Dallara F312	Drivex School	12	11	1:36.325	0.202	0.202	165.4
3	58	Drivex School	ESP	Javier Gonzalez	MEX	R	3	Dallara F312	Drivex School	11	11	1:36.506	0.383	0.181	165.1
4	1	RP Motorsport	ITA	David Schumacher	DEU	R	4	Dallara F312	RP Motorsport	10	10	1:37.069	0.946	0.563	164.2
5	5	Carlin Motorsport	GBR	Dev Gore	USA	R	5	Dallara F312	Carlin Motorsport	15	11	1:37.079	0.956	0.010	164.2
6	51	RACE	ESP	Aldo Festante	ITA	R	6	Dallara F312	Teo Martin Motorsport	13	12	1:37.132	1.009	0.053	164.1

Published at:.....

Track Temp: 24.5 °C Air Temp: 24.7 °C Humidity: 44 % Track Status: DRY

Stewards:	Race Director:	Timekeeper: 
-----------	----------------	---



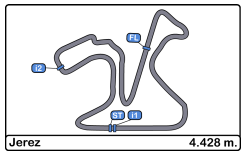


Circuito de Jerez
Euroformula Open
Qualifying - 1
Lap Analysis



1 David Schumacher R Dallara F312 RP Motorsport							5 Dev Gore R Dallara F312 Carlin Motorsport								
Lap	D	Time	Sector 1	Sector 2	Sector 3	T. Spd	Elapsed	Lap	D	Time	Sector 1	Sector 2	Sector 3	T. Spd	Elapsed
1		10:43:03.022 P			10:43:03.022		10:43:03.022	1		10:40:10.577 P			10:40:10.577		10:40:10.577
2		1:57.306	50.020	30.629	36.657	181.5	10:45:00.328	2		1:51.315	47.270	28.593	35.452	199.2	10:42:01.892
3		1:49.102	39.930	28.781	40.391	172.5	10:46:49.430	3		1:39.852	37.888	27.570	34.394	210.9	10:43:41.744
4		1:38.021	37.377	26.698	33.946	209.3	10:48:27.451	4		1:38.469	37.236	26.895	34.338	213.0	10:45:20.213
5		1:37.625	37.048	26.431	34.146	209.7	10:50:05.076	5		1:44.521	37.422	30.833	36.266	211.3	10:47:04.734
6		12:20.211 P	37.761	27.384	11:15.066	203.3	11:02:25.287	6		1:39.452	37.253	27.629	34.570	209.3	10:48:44.186
7		1:51.039	48.514	27.987	34.538	200.0	11:04:16.326	7		1:38.468	37.153	26.839	34.476	213.4	10:50:22.654
8		1:42.379	37.852	27.286	37.241	209.7	11:05:58.705	8		1:38.386	37.148	26.820	34.418	211.3	10:52:01.040
9		1:36.834	36.795	26.331	33.708	212.5	11:07:35.539	9		4:23.162 P	37.128	26.922	3:19.112	211.7	10:56:24.202
10		1:37.069	36.949	26.283	33.837	211.7	11:09:12.608	10		1:48.198	44.167	28.377	35.654	205.3	10:58:12.400
11			37.263	29.749		203.7		11		1:37.079	36.765	26.526	33.788	217.3	10:59:49.479
3 Christian Hahn R Dallara F312 RP Motorsport							12 1:38.176 36.728 26.476 34.972 214.7 11:01:27.655								
Lap	D	Time	Sector 1	Sector 2	Sector 3	T. Spd	Elapsed	Lap	D	Time	Sector 1	Sector 2	Sector 3	T. Spd	Elapsed
1		10:43:05.449 P			10:43:05.449		10:43:05.449	13		2:10.009	49.271	40.081	40.657	134.4	11:03:37.664
2		1:55.787	49.219	30.174	36.394	180.6	10:45:01.236	14		1:39.114	37.434	27.183	34.497	216.4	11:05:16.778
3		1:41.834	38.875	27.235	35.724	211.3	10:46:43.070	15		1:45.889	37.070	31.209	37.610	214.2	11:07:02.667
4		1:39.429	37.561	27.007	34.861	203.7	10:48:22.499	16			37.193	27.666		213.0	
5		1:37.444	36.817	26.387	34.240	211.7	10:49:59.943	8 Lukas Dunner R Dallara F312 Drivex School							
Lap	D	Time	Sector 1	Sector 2	Sector 3	T. Spd	Elapsed	Lap	D	Time	Sector 1	Sector 2	Sector 3	T. Spd	Elapsed
1		10:40:14.438 P			10:40:14.438		10:40:14.438	1		10:40:14.438 P			10:40:14.438		10:40:14.438
2		1:55.837	48.609	29.506	37.722	206.1	11:04:30.219	2		2:00.975	50.615	32.577	37.783	170.8	10:42:15.413
3		1:47.733	40.080	30.022	37.631	187.1	11:06:17.952	3		1:43.806	40.508	29.084	34.214	192.8	10:43:59.219
4		1:37.057	36.781	26.296	33.980	215.5	11:07:55.009	4		1:36.809	36.717	26.298	33.794	214.7	10:45:36.028
5		1:39.977	36.836	26.443	36.698	214.7	11:09:34.986	5		1:36.805	36.634	26.265	33.906	215.1	10:47:12.833
6		12:34.439 P	37.091	26.548	11:30.800	210.5	11:02:34.382	6		1:52.725	43.733	35.258	33.734	159.0	10:49:05.558
7		1:55.837	48.609	29.506	37.722	206.1	11:04:30.219	7		1:36.880	36.729	26.315	33.836	215.1	10:50:42.438
8		1:47.733	40.080	30.022	37.631	187.1	11:06:17.952	8		11:41.097 P	37.003	26.789	10:37.305	216.8	11:02:23.535
9		1:37.792	36.982	26.588	34.222	214.2	11:11:12.778	9		1:59.340	50.889	31.392	37.059	158.3	11:04:22.875
10			38.824	27.416		211.3		10		1:41.678	40.512	27.528	33.638	195.6	11:06:04.553
4 Felipe Drugovich R Dallara F312 RP Motorsport							11 1:36.325 36.604 26.146 33.575 213.8 11:07:40.878								
Lap	D	Time	Sector 1	Sector 2	Sector 3	T. Spd	Elapsed	Lap	D	Time	Sector 1	Sector 2	Sector 3	T. Spd	Elapsed
1		10:42:52.631 P			10:42:52.631		10:42:52.631	12		1:36.477	36.605	26.193	33.679	216.4	11:09:17.355
2		1:57.039	49.375	30.527	37.137	184.3	10:44:49.670	13			36.626	26.288		217.7	
3		1:43.527	39.570	27.908	36.049	209.7	10:46:33.197	10 Bent Viscaal R Dallara F312 Teo Martin Motorsport							
Lap	D	Time	Sector 1	Sector 2	Sector 3	T. Spd	Elapsed	Lap	D	Time	Sector 1	Sector 2	Sector 3	T. Spd	Elapsed
1		10:40:26.463 P			10:40:26.463		10:40:26.463	1		10:40:26.463 P			10:40:26.463		10:40:26.463
2		1:36.104	36.559	26.022	33.523	212.5	10:48:09.301	2		2:05.405	57.796	29.873	37.736	197.4	10:42:31.868
3		1:36.338	36.519	26.174	33.645	213.0	10:49:45.639	3		1:47.943	42.304	29.914	35.725	156.2	10:44:19.811
4		12:43.209 P	37.903	27.024	11:38.282	209.7	11:02:28.848	4		1:36.410	36.712	26.181	33.517	213.4	10:45:56.221
5		2:00.283	51.085	31.520	37.678	178.8	11:04:29.131	5		1:53.743	45.190	33.153	35.400	141.3	10:47:49.964
6		1:45.190	39.843	29.104	36.243	200.3	11:06:14.321	6		1:36.576	36.761	26.328	33.487	213.8	10:49:26.540
7		1:35.878	36.294	26.240	33.344	216.0	11:07:50.199	7		1:36.500	36.613	26.230	33.657	210.9	10:51:03.040
8		1:35.781	36.375	26.090	33.316	214.7	11:09:25.980	8		1:36.775	36.704	26.302	33.769	213.8	10:52:39.815
9			38.804	30.922		209.7		9		10:31.323 P	39.476	28.814	9:23.033	182.4	11:03:11.138
10								10		1:47.186	43.632	28.125	35.429	204.5	11:04:58.324
11								11		1:42.088	38.463	26.488	37.137	213.4	11:06:40.412
								12		1:35.685	36.270	25.990	33.425	219.0	11:08:16.097
								13		1:36.123	36.470	26.142	33.511	217.3	11:09:52.220
								14		1:36.460	36.476	26.272	33.712	219.5	11:11:28.680
								15			1:00.216	49.770		101.9	





Circuito de Jerez
Euroformula Open
Qualifying - 1
Lap Analysis



11 Petru Florescu Dallara F312 **51** Aldo Festante R Dallara F312
 Campos Racing Teo Martin Motorsport

Lap	D	Time	Sector 1	Sector 2	Sector 3	T. Spd	Elapsed	Lap	D	Time	Sector 1	Sector 2	Sector 3	T. Spd	Elapsed	
1		10:43:57.400	P		10:43:57.400		10:43:57.400	1		10:40:08.737	P		10:40:08.737		10:40:08.737	
2		1:56.790	46.643	31.808	38.339	187.5	10:45:54.190	2		1:57.834	49.868	30.853	37.113	201.8	10:42:06.571	
3		1:49.658	39.890	29.281	40.487	207.2	10:47:43.848	3		1:43.571	39.538	28.181	35.852	210.1	10:43:50.142	
4		1:36.942	36.875	26.264	33.803	213.8	10:49:20.790	4		1:37.824	37.135	26.663	34.026	209.3	10:45:27.966	
5		1:36.718	36.537	26.368	33.813	214.7	10:50:57.508	5		1:38.313	37.083	27.132	34.098	211.3	10:47:06.279	
6		1:36.787	36.729	26.350	33.708	213.8	10:52:34.295	6		1:52.030	42.492	32.135	37.403	196.7	10:48:58.309	
7		10:58.336	P	37.329	26.786	9:54.221	212.1	11:03:32.631	7		1:38.074	37.116	26.710	34.248	213.4	10:50:36.383
8		1:55.423	46.923	30.954	37.546	204.1	11:05:28.054	8		12:10.728	P	37.989	27.170	11:05.569	204.5	11:02:47.111
9		1:47.765	39.917	32.281	35.567	208.4	11:07:15.819	9		1:57.286	48.287	30.551	38.448	198.1	11:04:44.397	
10		1:38.875	36.867	27.079	34.929	214.2	11:08:54.694	10		1:48.714	40.012	28.784	39.918	206.8	11:06:33.111	
11		1:36.647	36.626	26.293	33.728	215.1	11:10:31.341	11		1:37.306	36.803	26.763	33.740	214.2	11:08:10.417	
12			38.820	27.192		210.9		12		1:37.132	36.839	26.506	33.787	214.2	11:09:47.549	
								13		1:37.378	36.854	26.497	34.027	214.2	11:11:24.927	
								14			38.738	27.955		211.3		

18 Marcos Siebert Dallara F312 **58** Javier Gonzalez R Dallara F312
 Campos Racing Drivex School

Lap	D	Time	Sector 1	Sector 2	Sector 3	T. Spd	Elapsed	Lap	D	Time	Sector 1	Sector 2	Sector 3	T. Spd	Elapsed	
1		10:43:59.575	P		10:43:59.575		10:43:59.575	1		10:40:23.165	P		10:40:23.165		10:40:23.165	
2		1:46.968	44.235	28.056	34.677	206.5	10:45:46.543	2		2:01.763	49.852	33.552	38.359	157.8	10:42:24.928	
3		1:36.297	36.725	26.130	33.442	213.0	10:47:22.840	3		1:44.522			2:22.881		10:44:09.450	
4		1:36.330	36.603	26.200	33.527	213.4	10:48:59.170	4		1:37.712			4:00.593		10:45:47.162	
5		1:39.613	38.273	26.708	34.632	213.8	10:50:38.783	5		1:48.015			5:48.608		10:47:35.177	
6		12:52.713	P	36.688	26.504	11:49.521	213.8	11:03:31.496	6		1:37.373			7:25.981		10:49:12.550
7		1:43.170	41.416	26.859	34.895	210.1	11:05:14.666	7		12:56.638	P		20:22.619		11:02:09.188	
8		1:35.869	36.528	26.046	33.295	215.5	11:06:50.535	8		2:01.426	50.525	32.603	38.298	177.3	11:04:10.614	
9		1:36.272	36.547	26.293	33.432	212.5	11:08:26.807	9		1:43.353	40.519	28.475	34.359	199.6	11:05:53.967	
10			36.632	26.275		214.2		10		1:36.383	36.716	26.082	33.585	213.0	11:07:30.350	
								11		1:36.506	36.695	26.150	33.661	216.0	11:09:06.856	
								12			37.376	31.072		204.5		

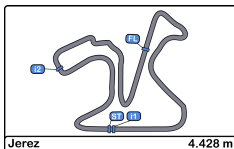
28 Cameron Das Dallara F312 **77** Guilherme Samaia R Dallara F312
 Carlin Motorsport RP Motorsport

Lap	D	Time	Sector 1	Sector 2	Sector 3	T. Spd	Elapsed	Lap	D	Time	Sector 1	Sector 2	Sector 3	T. Spd	Elapsed	
1		10:42:28.355	P		10:42:28.355		10:42:28.355	1		10:42:56.480	P		10:42:56.480		10:42:56.480	
2		1:55.263	47.732	29.851	37.680	161.1	10:44:23.618	2		1:56.210	47.531	30.174	38.505	203.7	10:44:52.690	
3		1:39.565	37.808	27.054	34.703	209.7	10:46:03.183	3		1:46.043	41.199	29.050	35.794	176.7	10:46:38.733	
4		1:36.796	36.770	26.291	33.735	216.0	10:47:39.979	4		1:37.549	37.051	26.686	33.812	209.7	10:48:16.282	
5		14:24.624	P	37.031	26.729	13:20.864	206.1	11:02:04.603	5		1:37.649	37.119	26.607	33.923	207.2	10:49:53.931
6		1:50.080	45.112	28.904	36.064	177.0	11:03:54.683	6		1:37.500	37.015	26.655	33.830	210.9	10:51:31.431	
7		1:40.776	38.097	27.594	35.085	183.6	11:05:35.459	7		10:59.667	P	37.759	27.747	9:54.161	210.1	11:02:31.098
8		1:36.454	36.785	26.142	33.527	215.1	11:07:11.913	8		2:04.820	51.409	32.869	40.542	163.6	11:04:35.918	
9		1:36.720	36.796	26.326	33.598	212.1	11:08:48.633	9		1:48.307	41.018	28.489	38.800	166.9	11:06:24.225	
10			36.832	26.300		211.3		10		1:36.988	36.858	26.335	33.795	212.5	11:08:01.213	
								11		1:37.947	36.947	26.660	34.340	212.1	11:09:39.160	
								12			38.365	28.306		211.3		

34 Matheus Iorio Dallara F312 **77** Guilherme Samaia R Dallara F312
 Carlin Motorsport RP Motorsport

Lap	D	Time	Sector 1	Sector 2	Sector 3	T. Spd	Elapsed	Lap	D	Time	Sector 1	Sector 2	Sector 3	T. Spd	Elapsed		
1		10:40:58.266	P		10:40:58.266		10:40:58.266	1		10:42:56.480	P		10:42:56.480		10:42:56.480		
2		1:56.205	49.221	30.599	36.385	169.8	10:42:54.471	2		1:56.210	47.531	30.174	38.505	203.7	10:44:52.690		
3		1:42.967	39.491	28.258	35.218	197.4	10:44:37.438	3		1:46.043	41.199	29.050	35.794	176.7	10:46:38.733		
4		1:36.960	36.666	26.491	33.803	215.1	10:46:14.398	4		1:37.549	37.051	26.686	33.812	209.7	10:48:16.282		
5		1:36.826	36.695	26.452	33.679	211.3	10:47:51.224	5		1:37.649	37.119	26.607	33.923	207.2	10:49:53.931		
6		1:37.207	36.803	26.553	33.851	216.8	10:49:28.431	6		1:37.500	37.015	26.655	33.830	210.9	10:51:31.431		
7		12:31.604	P	37.514	29.693	11:24.397	206.1	11:02:00.035	7		10:59.667	P	37.759	27.747	9:54.161	210.1	11:02:31.098
8		1:45.314	42.928	27.702	34.684	211.7	11:03:45.349	8		2:04.820	51.409	32.869	40.542	163.6	11:04:35.918		
9		1:39.894	37.531	27.173	35.190	210.5	11:05:25.243	9		1:48.307	41.018	28.489	38.800	166.9	11:06:24.225		
10		1:36.312	36.493	26.164	33.655	213.8	11:07:01.555	10		1:36.988	36.858	26.335	33.795	212.5	11:08:01.213		
11		1:36.356	36.595	26.205	33.556	213.4	11:08:37.911	11		1:37.947	36.947	26.660	34.340	212.1	11:09:39.160		
12			38.989	27.402		212.1		12			38.365	28.306		211.3			



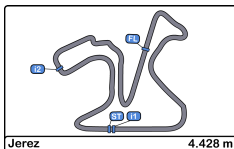


Circuito de Jerez
Euroformula Open
Qualifying - 1
Best Sectors Results



Sector - 1				Sector - 2				Sector - 3				Ideal Lap vs Best Lap				
Clas	Nº	Driver	Time	Nº	Driver	Time	Nº	Driver	Time	Clas	Nº	Driver	Ideal Lap	Best Lap	Clas	
1	10	Bent Viscaal	36.270	10	Bent Viscaal	25.990	18	Marcos Siebert	33.295	1	4	Felipe Drugovich	1:35.632	1:36.104	2	
2	4	Felipe Drugovich	36.294	4	Felipe Drugovich	26.022	4	Felipe Drugovich	33.316	2	10	Bent Viscaal	1:35.685	1:36.123	3	
3	34	Matheus Iorio	36.493	18	Marcos Siebert	26.046	10	Bent Viscaal	33.425	3	18	Marcos Siebert	1:35.869	1:35.869	1	
4	18	Marcos Siebert	36.528	58	Javier Gonzalez	26.082	28	Cameron Das	33.527	4	34	Matheus Iorio	1:36.213	1:36.312	4	
5	11	Petru Florescu	36.537	28	Cameron Das	26.142	34	Matheus Iorio	33.556	5	8	Lukas Dunner	1:36.325	1:36.325	5	
6	8	Lukas Dunner	36.604	8	Lukas Dunner	26.146	8	Lukas Dunner	33.575	6	58	Javier Gonzalez	1:36.362	1:36.506	7	
7	58	Javier Gonzalez	36.695	34	Matheus Iorio	26.164	58	Javier Gonzalez	33.585	7	28	Cameron Das	1:36.439	1:36.454	6	
8	5	Dev Gore	36.728	11	Petru Florescu	26.264	11	Petru Florescu	33.708	8	11	Petru Florescu	1:36.509	1:36.647	8	
9	28	Cameron Das	36.770	1	David Schumacher	26.283	1	David Schumacher	33.708	9	1	David Schumacher	1:36.786	1:37.069	11	
10	3	Christian Hahn	36.781	3	Christian Hahn	26.296	51	Aldo Festante	33.740	10	77	Guilherme Samaia	1:36.988	1:36.988	9	
11	1	David Schumacher	36.795	77	Guilherme Samaia	26.335	5	Dev Gore	33.788	11	5	Dev Gore	1:36.992	1:37.079	12	
12	51	Aldo Festante	36.803	5	Dev Gore	26.476	77	Guilherme Samaia	33.795	12	51	Aldo Festante	1:37.040	1:37.132	13	
13	77	Guilherme Samaia	36.858	51	Aldo Festante	26.497	3	Christian Hahn	33.980	13	3	Christian Hahn	1:37.057	1:37.057	10	



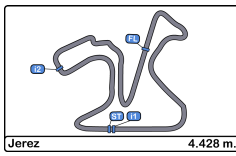


Circuito de Jerez
Euroformula Open
Qualifying - 1
Best 5 Lap Times



Cls	Nº	Entrant	Nat	Driver	Nat	Cat	Cls	Chassis	Team	Best 1		Best 2		Best 3		Best 4		Best 5	
										Time	Lap	Time	Lap	Time	Lap	Time	Lap	Time	Lap
1	18	Campos Racing	ESP	Marcos Siebert	ARG			Dallara F312	Campos Racing	1:35.869	8	1:36.272	9	1:36.297	3	1:36.330	4	1:39.613	5
2	4	RP Motorsport	ITA	Felipe Drugovich	BRA			Dallara F312	RP Motorsport	1:36.104	4	1:36.338	5	1:43.527	3	1:45.190	8	1:57.039	2
3	10	RACE	ESP	Bent Viscaal	NLD	R	1	Dallara F312	Teo Martin Motorsport	1:36.123	13	1:36.410	4	1:36.460	14	1:36.500	7	1:36.576	6
4	34	Carlin Motorsport	GBR	Matheus Iorio	BRA			Dallara F312	Carlin Motorsport	1:36.312	10	1:36.356	11	1:36.826	5	1:36.960	4	1:37.207	6
5	8	Drivex School	ESP	Lukas Dunner	AUT	R	2	Dallara F312	Drivex School	1:36.325	11	1:36.477	12	1:36.805	5	1:36.809	4	1:36.880	7
6	28	Carlin Motorsport	GBR	Cameron Das	USA			Dallara F312	Carlin Motorsport	1:36.454	8	1:36.720	9	1:39.565	3	1:40.776	7	1:50.080	6
7	58	Drivex School	ESP	Javier Gonzalez	MEX	R	3	Dallara F312	Drivex School	1:36.506	11	1:37.373	6	1:37.712	4	1:43.353	9	1:44.522	3
8	11	Campos Racing	ESP	Petru Florescu	ROU			Dallara F312	Campos Racing	1:36.647	11	1:36.718	5	1:36.787	6	1:36.942	4	1:38.875	10
9	77	RP Motorsport	ITA	Guilherme Samaia	BRA			Dallara F312	RP Motorsport	1:36.988	10	1:37.500	6	1:37.649	5	1:37.947	11	1:46.043	3
10	3	RP Motorsport	ITA	Christian Hahn	BRA			Dallara F312	RP Motorsport	1:37.057	9	1:37.444	5	1:37.792	11	1:39.429	4	1:39.977	10
11	1	RP Motorsport	ITA	David Schumacher	DEU	R	4	Dallara F312	RP Motorsport	1:37.069	10	1:37.625	5	1:38.021	4	1:42.379	8	1:49.102	3
12	5	Carlin Motorsport	GBR	Dev Gore	USA	R	5	Dallara F312	Carlin Motorsport	1:37.079	11	1:38.176	12	1:38.386	8	1:38.468	7	1:38.469	4
13	51	RACE	ESP	Aldo Festante	ITA	R	6	Dallara F312	Teo Martin Motorsport	1:37.132	12	1:37.306	11	1:37.378	13	1:38.074	7	1:38.313	5



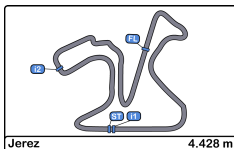


Circuito de Jerez
Euroformula Open
Qualifying - 1
Best 5 Top Speeds



Cls	Nº	Entrant	Nat	Driver	Nat	Cat	Cls	Chassis	Team	Top 1		Top 2		Top 3		Top 4		Top 5		Avg
										Km/h	Lap	Km/h	Lap	Km/h	Lap	Km/h	Lap	Km/h	Lap	
1	10	RACE	ESP	Bent Viscaal	NLD	R	1	Dallara F312	Teo Martin Motorsport	219.5	14	219.0	12	217.3	13	213.8	6	213.8	8	216.7
2	8	Drivex School	ESP	Lukas Dunner	AUT	R	2	Dallara F312	Drivex School	217.7	13	216.8	8	216.4	12	215.1	5	215.1	7	216.2
3	5	Carlin Motorsport	GBR	Dev Gore	USA	R	3	Dallara F312	Carlin Motorsport	217.3	11	216.4	14	214.7	12	214.2	15	213.4	7	215.2
4	34	Carlin Motorsport	GBR	Matheus Iorio	BRA			Dallara F312	Carlin Motorsport	216.8	6	215.1	4	213.8	10	213.4	11	212.1	12	214.2
5	4	RP Motorsport	ITA	Felipe Drugovich	BRA			Dallara F312	RP Motorsport	216.0	9	214.7	10	213.0	5	212.5	4	209.7	3	213.2
6	28	Carlin Motorsport	GBR	Cameron Das	USA			Dallara F312	Carlin Motorsport	216.0	4	215.1	8	212.1	9	211.3	10	209.7	3	212.8
7	58	Drivex School	ESP	Javier Gonzalez	MEX	R	4	Dallara F312	Drivex School	216.0	11	213.0	10	204.5	12	199.6	9	177.3	8	202.1
8	3	RP Motorsport	ITA	Christian Hahn	BRA			Dallara F312	RP Motorsport	215.5	9	214.7	10	214.2	11	211.7	5	211.3	3	213.5
9	18	Campos Racing	ESP	Marcos Siebert	ARG			Dallara F312	Campos Racing	215.5	8	214.2	10	213.8	5	213.8	6	213.4	4	214.2
10	11	Campos Racing	ESP	Petru Florescu	ROU			Dallara F312	Campos Racing	215.1	11	214.7	5	214.2	10	213.8	4	213.8	6	214.3
11	51	RACE	ESP	Aldo Festante	ITA	R	5	Dallara F312	Teo Martin Motorsport	214.2	11	214.2	12	214.2	13	213.4	7	211.3	5	213.5
12	1	RP Motorsport	ITA	David Schumacher	DEU	R	6	Dallara F312	RP Motorsport	212.5	9	211.7	10	209.7	5	209.7	8	209.3	4	210.6
13	77	RP Motorsport	ITA	Guilherme Samaia	BRA			Dallara F312	RP Motorsport	212.5	10	212.1	11	211.3	12	210.9	6	210.1	7	211.4



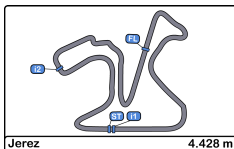


Circuito de Jerez
Euroformula Open
Qualifying - 1
Fastest Laps Sequence



Lap	Time of Day	Session Time	Nº	Entrant	Nat	Driver	Nat	Cat	Chassis	Team	Time	Km/h
2	10:42:01.892	2:01.892	5	Carlin Motorsport	GBR	Dev Gore	USA	R	Dallara F312	Carlin Motorsport	1:51.315	143.2
3	10:43:41.744	3:41.744	5	Carlin Motorsport	GBR	Dev Gore	USA	R	Dallara F312	Carlin Motorsport	1:39.852	159.6
4	10:45:20.213	5:20.213	5	Carlin Motorsport	GBR	Dev Gore	USA	R	Dallara F312	Carlin Motorsport	1:38.469	161.8
4	10:45:36.028	5:36.028	8	Drivex School	ESP	Lukas Dunner	AUT	R	Dallara F312	Drivex School	1:36.809	164.6
4	10:45:56.221	5:56.221	10	RACE	ESP	Bent Viscaal	NLD	R	Dallara F312	Teo Martin Motorsport	1:36.410	165.3
3	10:47:22.840	7:22.840	18	Campos Racing	ESP	Marcos Siebert	ARG		Dallara F312	Campos Racing	1:36.297	165.5
4	10:48:09.301	8:09.301	4	RP Motorsport	ITA	Felipe Drugovich	BRA		Dallara F312	RP Motorsport	1:36.104	165.8
8	11:06:50.535	26:50.535	18	Campos Racing	ESP	Marcos Siebert	ARG		Dallara F312	Campos Racing	1:35.869	166.2



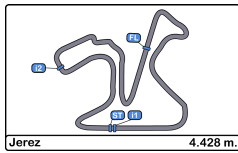


Circuito de Jerez
Euroformula Open
Qualifying - 1
Event Best Maximum Speed



Nº	Entrant	Nat	Driver	Nat	Cat	Clas	Chassis	Team	Km/h	Session
10	RACE	ESP	Bent Viscaal	NLD	R	1	Dallara F312	Teo Martin Motorsport	219.5	Qualifying - 1
8	Drivex School	ESP	Lukas Dunner	AUT	R	2	Dallara F312	Drivex School	217.7	Qualifying - 1
5	Carlin Motorsport	GBR	Dev Gore	USA	R	3	Dallara F312	Carlin Motorsport	217.3	Qualifying - 1
34	Carlin Motorsport	GBR	Matheus Iorio	BRA			Dallara F312	Carlin Motorsport	216.8	Qualifying - 1
7			Volkswagen				Dallara F312		216.4	Free Practice - 1
28	Carlin Motorsport	GBR	Cameron Das	USA			Dallara F312	Carlin Motorsport	216.0	Qualifying - 1
4	RP Motorsport	ITA	Felipe Drugovich	BRA			Dallara F312	RP Motorsport	216.0	Qualifying - 1
58	Drivex School	ESP	Javier Gonzalez	MEX	R	4	Dallara F312	Drivex School	216.0	Qualifying - 1
18	Campos Racing	ESP	Marcos Siebert	ARG			Dallara F312	Campos Racing	215.5	Qualifying - 1
3	RP Motorsport	ITA	Christian Hahn	BRA			Dallara F312	RP Motorsport	215.5	Qualifying - 1
11	Campos Racing	ESP	Petru Florescu	ROU			Dallara F312	Campos Racing	215.1	Qualifying - 1
51	RACE	ESP	Aldo Festante	ITA	R	5	Dallara F312	Teo Martin Motorsport	214.2	Qualifying - 1
1	RP Motorsport	ITA	David Schumacher	DEU	R	6	Dallara F312	RP Motorsport	212.5	Qualifying - 1
77	RP Motorsport	ITA	Guilherme Samaia	BRA			Dallara F312	RP Motorsport	212.5	Qualifying - 1
6			Mercedes				Dallara F312		210.5	Free Practice - 1





Circuito de Jerez
Euroformula Open
Qualifying - 1
Pit Stop Analysis



1 David Schumacher R RP Motorsport
 Dallara F312

Nr.	In Day Time	In Time	Out Time	Pit Time	T. Pit Time	Handicap	Penalty
1	10:51:39.022	10:51:39.022	11:02:25.287	10:46.265	10:46.265		
				5			

3 Christian Hahn RP Motorsport
 Dallara F312

Nr.	In Day Time	In Time	Out Time	Pit Time	T. Pit Time	Handicap	Penalty
1	10:51:33.587	10:51:33.587	11:02:34.382	11:00.795	11:00.795		
				5			

4 Felipe Drugovich RP Motorsport
 Dallara F312

Nr.	In Day Time	In Time	Out Time	Pit Time	T. Pit Time	Handicap	Penalty
1	10:51:17.881	10:51:17.881	11:02:28.848	11:10.967	11:10.967		
				7			

5 Dev Gore R Carlin Motorsport
 Dallara F312

Nr.	In Day Time	In Time	Out Time	Pit Time	T. Pit Time	Handicap	Penalty
1	10:53:32.421	10:53:32.421	10:56:24.202	2:51.781	2:51.781		

8 Lukas Dunner R Drivex School
 Dallara F312

Nr.	In Day Time	In Time	Out Time	Pit Time	T. Pit Time	Handicap	Penalty
1	10:52:15.625	10:52:15.625	11:02:23.535	10:07.910	10:07.910		
				0			

10 Bent Viscaal R Teo Martin Motorsport
 Dallara F312

Nr.	In Day Time	In Time	Out Time	Pit Time	T. Pit Time	Handicap	Penalty
1	10:54:18.414	10:54:18.414	11:03:11.138	8:52.724	8:52.724		

11 Petru Florescu Campos Racing
 Dallara F312

Nr.	In Day Time	In Time	Out Time	Pit Time	T. Pit Time	Handicap	Penalty
1	10:54:09.650	10:54:09.650	11:03:32.631	9:22.981	9:22.981		

18 Marcos Siebert Campos Racing
 Dallara F312

Nr.	In Day Time	In Time	Out Time	Pit Time	T. Pit Time	Handicap	Penalty
1	10:52:11.120	10:52:11.120	11:03:31.496	11:20.376	11:20.376		
				6			

28 Cameron Das Carlin Motorsport
 Dallara F312

Nr.	In Day Time	In Time	Out Time	Pit Time	T. Pit Time	Handicap	Penalty
1	10:49:14.506	10:49:14.506	11:02:04.603	12:50.097	12:50.097		
				7			

34 Matheus Iorio Carlin Motorsport
 Dallara F312

Nr.	In Day Time	In Time	Out Time	Pit Time	T. Pit Time	Handicap	Penalty
1	10:51:06.114	10:51:06.114	11:02:00.035	10:53.921	10:53.921		
				1			

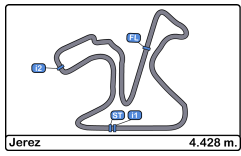
51 Aldo Festante R Teo Martin Motorsport
 Dallara F312

Nr.	In Day Time	In Time	Out Time	Pit Time	T. Pit Time	Handicap	Penalty
1	10:41:59.751	10:41:59.751	11:02:47.111	20:47.360	20:47.360		
				0			

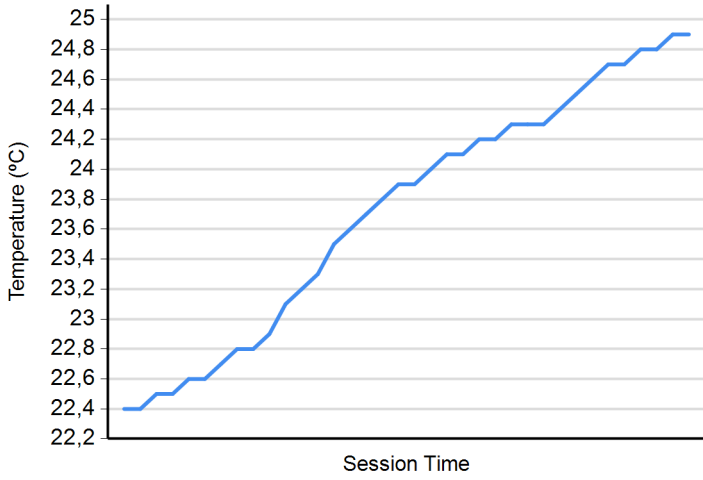
77 Guilherme Samaia RP Motorsport
 Dallara F312

Nr.	In Day Time	In Time	Out Time	Pit Time	T. Pit Time	Handicap	Penalty
1	10:53:05.908	10:53:05.908	11:02:31.098	9:25.190	9:25.190		

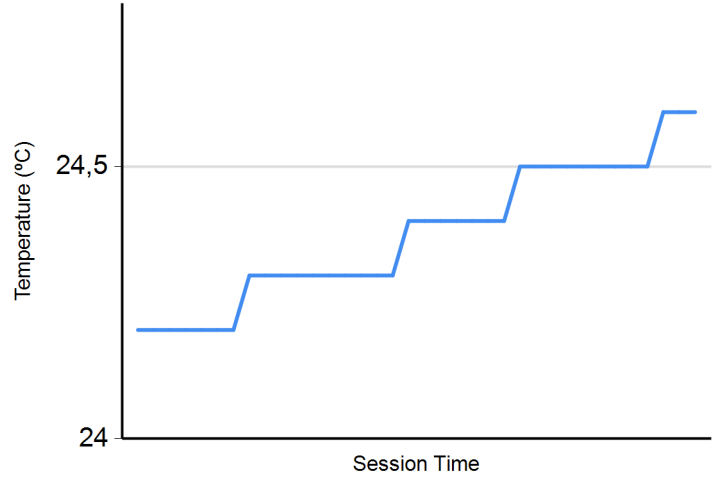




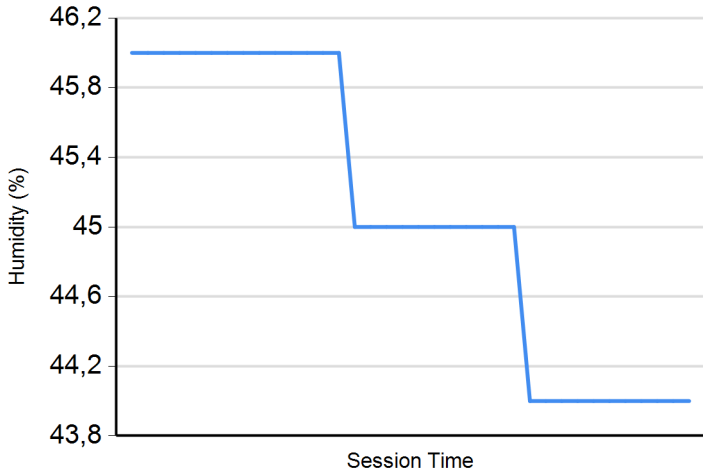
Air Temperature



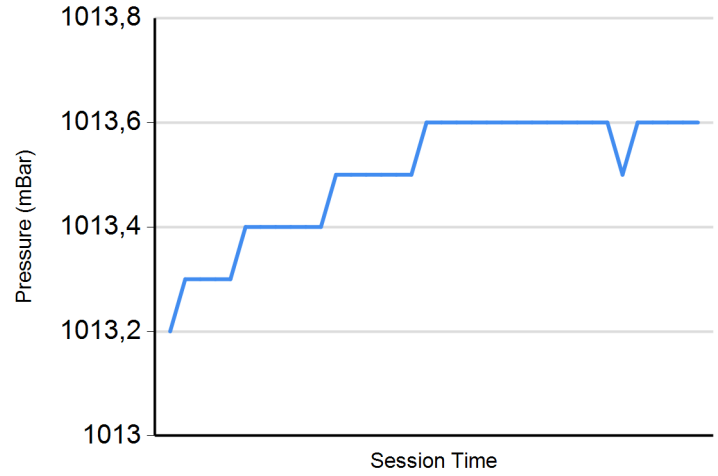
Track Temperature



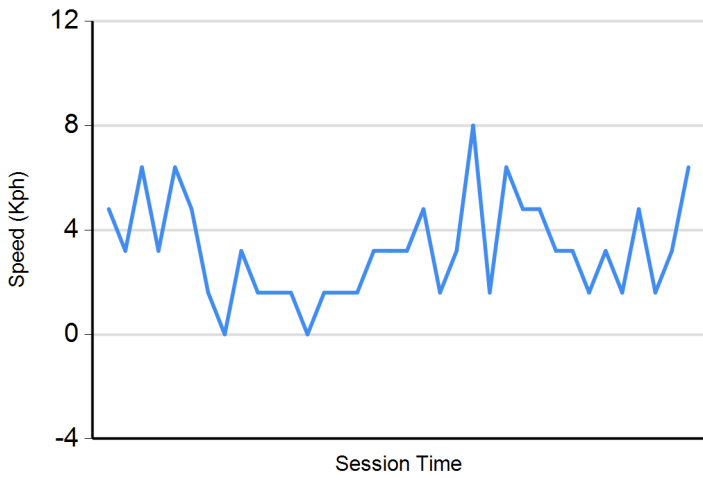
Humidity



Pressure



Wind Speed



Wind direction

North = 0°/360° Est = 90° South = 180° West = 270°

