

Circuito de Jerez
Euroformula Open
Race - 1
Provisional Results



Cls	Nº	Entrant	Nat	Driver	Nat	Cat	Cls	Chassis	Team	Laps	Total Time	Gap	Interval	Km/h	Best	Time	Km/h
1	4	RP Motorsport	ITA	Felipe Drugovich	BRA			Dallara F312	RP Motorsport	18	29:34.394			161.7	11	1:38.006	162.6
2	10	RACE	ESP	Bent Viscaal	NLD	R	1	Dallara F312	Teo Martin Motorsport	18	29:49.934	15.540	15.540	160.3	4	1:38.508	161.8
3	34	Carlin Motorsport	GBR	Matheus Iorio	BRA			Dallara F312	Carlin Motorsport	18	29:58.033	23.639	8.099	159.5	6	1:39.011	161.0
4	18	Campos Racing	ESP	Marcos Siebert	ARG			Dallara F312	Campos Racing	18	29:59.977	25.583	1.944	159.4	7	1:39.142	160.7
5	8	Drivex School	ESP	Lukas Dunner	AUT	R	2	Dallara F312	Drivex School	18	30:00.615	26.221	0.638	159.3	7	1:39.037	160.9
6	28	Carlin Motorsport	GBR	Cameron Das	USA			Dallara F312	Carlin Motorsport	18	30:01.121	26.727	0.506	159.3	7	1:38.958	161.0
7	77	RP Motorsport	ITA	Guilherme Samaia	BRA			Dallara F312	RP Motorsport	18	30:03.423	29.029	2.302	159.1	8	1:39.085	160.8
8	11	Campos Racing	ESP	Petru Florescu	ROU			Dallara F312	Campos Racing	18	30:04.976	30.582	1.553	158.9	12	1:39.152	160.7
9	3	RP Motorsport	ITA	Christian Hahn	BRA			Dallara F312	RP Motorsport	18	30:06.134	31.740	1.158	158.8	10	1:39.137	160.7
10	51	RACE	ESP	Aldo Festante	ITA	R	3	Dallara F312	Teo Martin Motorsport	18	30:15.019	40.625	8.885	158.0	13	1:39.742	159.8
11	5	Carlin Motorsport	GBR	Dev Gore	USA	R	4	Dallara F312	Carlin Motorsport	18	30:15.618	41.224	0.599	158.0	17	1:39.683	159.9
12	1	RP Motorsport	ITA	David Schumacher	DEU	R	5	Dallara F312	RP Motorsport	18	30:16.237	41.843	0.619	157.9	14	1:39.341	160.4
Not classified: (Requirements: 75% of number laps of leader = 14 Laps)																	
	58	Drivex School	ESP	Javier Gonzalez	MEX	R	6	Dallara F312	Drivex School	13	21:43.659	5 Laps	5 Laps	158.9	6	1:39.157	160.7

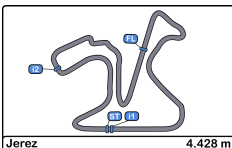
Fastest lap Felipe Drugovich in 1:38.006 at 162.7 Km/h in lap 11

Published at:.....

Track Temp: 37.6 °C Air Temp: 31.1 °C Humidity: 32 % Track Status: DRY

Stewards:	Race Director:	Timekeeper: 
-----------	----------------	---





Circuito de Jerez
Euroformula Open
Race - 1
Provisional Results by Class



Cls	Nº	Entrant	Nat	Driver	Nat	Cat	Cls	Chassis	Team	Laps	Total Time	Gap	Interval	Km/h	Best	Time	Km/h
1	4	RP Motorsport	ITA	Felipe Drugovich	BRA			Dallara F312	RP Motorsport	18	29:34.394			161.7	11	1:38.006	162.6
2	34	Carlin Motorsport	GBR	Matheus Iorio	BRA			Dallara F312	Carlin Motorsport	18	29:58.033	23.639	23.639	159.5	6	1:39.011	161.0
3	18	Campos Racing	ESP	Marcos Siebert	ARG			Dallara F312	Campos Racing	18	29:59.977	25.583	1.944	159.4	7	1:39.142	160.7
4	28	Carlin Motorsport	GBR	Cameron Das	USA			Dallara F312	Carlin Motorsport	18	30:01.121	26.727	1.144	159.3	7	1:38.958	161.0
5	77	RP Motorsport	ITA	Guilherme Samaia	BRA			Dallara F312	RP Motorsport	18	30:03.423	29.029	2.302	159.1	8	1:39.085	160.8
6	11	Campos Racing	ESP	Petru Florescu	ROU			Dallara F312	Campos Racing	18	30:04.976	30.582	1.553	158.9	12	1:39.152	160.7
7	3	RP Motorsport	ITA	Christian Hahn	BRA			Dallara F312	RP Motorsport	18	30:06.134	31.740	1.158	158.8	10	1:39.137	160.7
Rookie																	
1	10	RACE	ESP	Bent Viscaal	NLD	R	1	Dallara F312	Teo Martin Motorsport	18	29:49.934			160.3	4	1:38.508	161.8
2	8	Drivex School	ESP	Lukas Dunner	AUT	R	2	Dallara F312	Drivex School	18	30:00.615	26.221	10.681	159.3	7	1:39.037	160.9
3	51	RACE	ESP	Aldo Festante	ITA	R	3	Dallara F312	Teo Martin Motorsport	18	30:15.019	40.625	14.404	158.0	13	1:39.742	159.8
4	5	Carlin Motorsport	GBR	Dev Gore	USA	R	4	Dallara F312	Carlin Motorsport	18	30:15.618	41.224	0.599	158.0	17	1:39.683	159.9
5	1	RP Motorsport	ITA	David Schumacher	DEU	R	5	Dallara F312	RP Motorsport	18	30:16.237	41.843	0.619	157.9	14	1:39.341	160.4
Not classified: (Requirements: 75% of number laps of leader = 14 Laps)																	
	58	Drivex School	ESP	Javier Gonzalez	MEX	R	6	Dallara F312	Drivex School	13	21:43.659	5 Laps	5 Laps	158.9	6	1:39.157	160.7

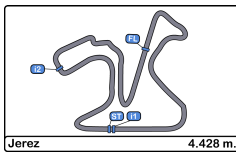
Fastest lap Felipe Drugovich in 1:38.006 at 162.7 Km/h in lap 11

Published at:.....

Track Temp: 37.6 °C Air Temp: 31.1 °C Humidity: 32 % Track Status: DRY

Stewards:	Race Director:	Timekeeper:





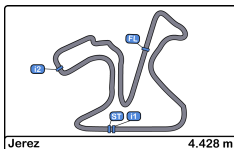
Circuito de Jerez
Euroformula Open
Race - 1



Provisional Classification by Driver Fastest Lap

Clas	Nº	Entrant	Nat	Driver	Nat	Cat	Clas	Chassis	Team	Laps	Best	Time	Gap	Interval	Km/h
1	4	RP Motorsport	ITA	Felipe Drugovich	BRA			Dallara F312	RP Motorsport	18	11	1:38.006			162.6
2	10	RACE	ESP	Bent Viscaal	NLD	R	1	Dallara F312	Teo Martin Motorsport	18	4	1:38.508	0.502	0.502	161.8
3	28	Carlin Motorsport	GBR	Cameron Das	USA			Dallara F312	Carlin Motorsport	18	7	1:38.958	0.952	0.450	161.0
4	34	Carlin Motorsport	GBR	Matheus Iorio	BRA			Dallara F312	Carlin Motorsport	18	6	1:39.011	1.005	0.053	161.0
5	8	Drivex School	ESP	Lukas Dunner	AUT	R	2	Dallara F312	Drivex School	18	7	1:39.037	1.031	0.026	160.9
6	77	RP Motorsport	ITA	Guilherme Samaia	BRA			Dallara F312	RP Motorsport	18	8	1:39.085	1.079	0.048	160.8
7	3	RP Motorsport	ITA	Christian Hahn	BRA			Dallara F312	RP Motorsport	18	10	1:39.137	1.131	0.052	160.7
8	18	Campos Racing	ESP	Marcos Siebert	ARG			Dallara F312	Campos Racing	18	7	1:39.142	1.136	0.005	160.7
9	11	Campos Racing	ESP	Petru Florescu	ROU			Dallara F312	Campos Racing	18	12	1:39.152	1.146	0.010	160.7
10	58	Drivex School	ESP	Javier Gonzalez	MEX	R	3	Dallara F312	Drivex School	13	6	1:39.157	1.151	0.005	160.7
11	1	RP Motorsport	ITA	David Schumacher	DEU	R	4	Dallara F312	RP Motorsport	18	14	1:39.341	1.335	0.184	160.4
12	5	Carlin Motorsport	GBR	Dev Gore	USA	R	5	Dallara F312	Carlin Motorsport	18	17	1:39.683	1.677	0.342	159.9
13	51	RACE	ESP	Aldo Festante	ITA	R	6	Dallara F312	Teo Martin Motorsport	18	13	1:39.742	1.736	0.059	159.8



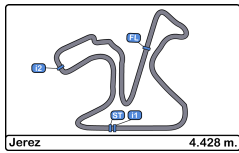


Circuito de Jerez
Euroformula Open
Race - 1
Distance and Speed Average



Clas	Nº	Entrant	Nat	Driver	Nat	Cat	Clas	Chassis	Team	Laps	Distance	Total Time	Km/h
1	4	RP Motorsport	ITA	Felipe Drugovich	BRA			Dallara F312	RP Motorsport	18	79.70	29:34.394	161.7
2	10	RACE	ESP	Bent Viscaal	NLD	R	1	Dallara F312	Teo Martin Motorsport	18	79.70	29:49.934	160.3
3	34	Carlin Motorsport	GBR	Matheus Iorio	BRA			Dallara F312	Carlin Motorsport	18	79.70	29:58.033	159.5
4	18	Campos Racing	ESP	Marcos Siebert	ARG			Dallara F312	Campos Racing	18	79.70	29:59.977	159.4
5	8	Drivex School	ESP	Lukas Dunner	AUT	R	2	Dallara F312	Drivex School	18	79.70	30:00.615	159.3
6	28	Carlin Motorsport	GBR	Cameron Das	USA			Dallara F312	Carlin Motorsport	18	79.70	30:01.121	159.3
7	77	RP Motorsport	ITA	Guilherme Samaia	BRA			Dallara F312	RP Motorsport	18	79.70	30:03.423	159.1
8	11	Campos Racing	ESP	Petru Florescu	ROU			Dallara F312	Campos Racing	18	79.70	30:04.976	158.9
9	3	RP Motorsport	ITA	Christian Hahn	BRA			Dallara F312	RP Motorsport	18	79.70	30:06.134	158.8
10	51	RACE	ESP	Aldo Festante	ITA	R	3	Dallara F312	Teo Martin Motorsport	18	79.70	30:15.019	158.0
11	5	Carlin Motorsport	GBR	Dev Gore	USA	R	4	Dallara F312	Carlin Motorsport	18	79.70	30:15.618	158.0
12	1	RP Motorsport	ITA	David Schumacher	DEU	R	5	Dallara F312	RP Motorsport	18	79.70	30:16.237	157.9
Not classified: (Requirements: 75% of number laps of leader = 14 Laps)													
	58	Drivex School	ESP	Javier Gonzalez	MEX	R	6	Dallara F312	Drivex School	13	57.56	21:43.659	158.9





Circuito de Jerez
Euroformula Open
Race - 1
Lap Analysis



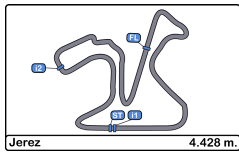
1 David Schumacher R Dallara F312 **4** Felipe Drugovich Dallara F312
 RP Motorsport RP Motorsport

Lap	D	Time	Sector 1	Sector 2	Sector 3	T. Spd	Elapsed	Lap	D	Time	Sector 1	Sector 2	Sector 3	T. Spd	Elapsed
1		1:51.554	47.742	28.351	35.461	206.8	1:51.554	1		1:44.766	43.497	27.171	34.098	206.8	1:44.766
2		1:40.505	38.262	27.486	34.757	204.5	3:32.059	2		1:38.439	37.371	26.961	34.107	208.0	3:23.205
3		1:39.931	37.850	27.260	34.821	208.8	5:11.990	3		1:38.314	37.412	26.774	34.128	208.4	5:01.519
4		1:39.955	37.738	27.377	34.840	213.0	6:51.945	4		1:38.136	37.267	26.830	34.039	208.8	6:39.655
5		1:40.105	37.902	27.389	34.814	211.3	8:32.050	5		1:38.105	37.251	26.798	34.056	208.8	8:17.760
6		1:41.109	37.953	27.534	35.622	210.9	10:13.159	6		1:38.346	37.403	26.766	34.177	209.3	9:56.106
7		1:40.091	37.636	27.125	35.330	209.3	11:53.250	7		1:38.214	37.350	26.802	34.062	208.8	11:34.320
8		1:39.675	37.939	26.995	34.741	207.2	13:32.925	8		1:38.261	37.406	26.790	34.065	210.1	13:12.581
9		1:39.444	37.791	27.090	34.563	208.0	15:12.369	9		1:38.116	37.320	26.765	34.031	210.9	14:50.697
10		1:39.770	37.951	27.073	34.746	208.8	16:52.139	10		1:38.208	37.317	26.855	34.036	211.3	16:28.905
11		1:45.971	43.038	28.265	34.668	156.9	18:38.110	11		1:38.006	37.293	26.690	34.023	210.5	18:06.911
12		1:39.702	37.832	27.199	34.671	208.0	20:17.812	12		1:38.244	37.371	26.866	34.007	210.5	19:45.155
13		1:39.585	37.868	27.237	34.480	207.6	21:57.397	13		1:38.043	37.250	26.736	34.057	210.9	21:23.198
14		1:39.341	37.780	27.035	34.526	208.4	23:36.738	14		1:38.265	37.456	26.759	34.050	209.3	23:01.463
15		1:40.122	37.797	27.385	34.940	208.4	25:16.860	15		1:38.433	37.330	26.826	34.277	210.1	24:39.896
16		1:39.649	37.765	27.169	34.715	210.1	26:56.509	16		1:38.221	37.366	26.737	34.118	209.7	26:18.117
17		1:39.841	37.861	27.255	34.725	210.9	28:36.350	17		1:38.211	37.454	26.803	33.954	209.3	27:56.328
18		1:39.887	37.756	27.273	34.858	210.9	30:16.237	18		1:38.066	37.236	26.695	34.135	210.1	29:34.394

3 Christian Hahn Dallara F312 **5** Dev Gore R Dallara F312
 RP Motorsport Carlin Motorsport

Lap	D	Time	Sector 1	Sector 2	Sector 3	T. Spd	Elapsed	Lap	D	Time	Sector 1	Sector 2	Sector 3	T. Spd	Elapsed
1		1:51.154	47.313	28.353	35.488	210.1	1:51.154	1		1:52.716	48.088	28.985	35.643	211.3	1:52.716
2		1:40.150	37.751	27.687	34.712	212.1	3:31.304	2		1:40.797	38.169	27.588	35.040	207.6	3:33.513
3		1:40.097	37.652	27.303	35.142	213.4	5:11.401	3		1:40.120	37.778	27.410	34.932	209.3	5:13.633
4		1:40.084	37.867	27.266	34.951	211.3	6:51.485	4		1:40.130	37.733	27.368	35.029	211.3	6:53.763
5		1:40.195	37.881	27.445	34.869	209.7	8:31.680	5		1:39.896	37.840	27.302	34.754	210.1	8:33.659
6		1:39.999	37.772	26.965	35.262	211.7	10:11.679	6		1:41.125	37.892	27.429	35.804	210.1	10:14.784
7		1:39.997	37.892	27.105	35.000	210.1	11:51.676	7		1:40.456	38.167	27.456	34.833	210.5	11:55.240
8		1:39.554	37.762	26.952	34.840	210.5	13:31.230	8		1:40.054	37.878	27.287	34.889	209.3	13:35.294
9		1:39.295	37.565	26.966	34.764	211.7	15:10.525	9		1:40.096	37.932	27.257	34.907	214.7	15:15.390
10		1:39.137	37.665	26.730	34.742	211.3	16:49.662	10		1:39.971	37.890	27.266	34.815	211.3	16:55.361
11		1:39.763	37.766	27.059	34.938	211.3	18:29.425	11		1:40.396	37.936	27.326	35.134	209.7	18:35.757
12		1:39.332	37.688	27.053	34.591	211.3	20:08.757	12		1:39.922	37.767	27.472	34.683	208.4	20:15.679
13		1:39.431	37.781	26.947	34.703	210.9	21:48.188	13		1:39.828	37.760	27.340	34.728	210.1	21:55.507
14		1:39.761	37.792	27.018	34.951	210.9	23:27.949	14		1:39.980	37.720	27.368	34.892	209.3	23:35.487
15		1:39.311	37.641	26.906	34.764	210.1	25:07.260	15		1:40.184	37.910	27.341	34.933	208.0	25:15.671
16		1:40.035	38.010	26.911	35.114	207.2	26:47.295	16		1:40.295	38.117	27.333	34.845	208.4	26:55.966
17		1:39.445	37.894	26.959	34.592	209.7	28:26.740	17		1:39.683	37.900	27.172	34.611	208.8	28:35.649
18		1:39.394	37.731	26.956	34.707	208.8	30:06.134	18		1:39.969	37.812	27.262	34.895	210.9	30:15.618





Circuito de Jerez
Euroformula Open
Race - 1
Lap Analysis



8

Lukas Dunner

R

Dallara F312

11

Petru Florescu

Dallara F312

Drivex School

Campos Racing

Lap	D	Time	Sector 1	Sector 2	Sector 3	T. Spd	Elapsed	Lap	D	Time	Sector 1	Sector 2	Sector 3	T. Spd	Elapsed
1		1:48.244	45.852	27.537	34.855	208.8	1:48.244	1		1:50.605	47.224	28.229	35.152	208.0	1:50.605
2		1:39.989	37.593	27.369	35.027	210.1	3:28.233	2		1:39.906	37.806	27.339	34.761	210.9	3:30.511
3		1:40.631	38.214	27.508	34.909	208.4	5:08.864	3		1:40.340	37.713	27.534	35.093	211.3	5:10.851
4		1:39.620	37.506	27.307	34.807	210.1	6:48.484	4		1:40.082	37.881	27.403	34.798	211.3	6:50.933
5		1:39.402	37.567	27.156	34.679	209.7	8:27.886	5		1:39.723	37.834	27.315	34.574	207.6	8:30.656
6		1:39.474	37.612	27.071	34.791	209.7	10:07.360	6		1:40.353	37.721	27.095	35.537	211.3	10:11.009
7		1:39.037	37.388	26.998	34.651	210.9	11:46.397	7		1:39.811	37.812	27.142	34.857	208.4	11:50.820
8		1:39.302	37.290	27.098	34.914	212.5	13:25.699	8		1:39.398	37.769	26.921	34.708	209.3	13:30.218
9		1:39.229	37.364	26.977	34.888	211.7	15:04.928	9		1:39.469	37.668	27.005	34.796	209.7	15:09.687
10		1:39.369	37.691	26.900	34.778	211.3	16:44.297	10		1:39.473	37.701	26.934	34.838	209.7	16:49.160
11		1:39.383	37.554	27.093	34.736	211.7	18:23.680	11		1:39.448	37.701	26.948	34.799	208.8	18:28.608
12		1:39.838	37.533	27.172	35.133	212.1	20:03.518	12		1:39.152	37.630	26.902	34.620	210.1	20:07.760
13		1:39.725	37.656	27.235	34.834	213.8	21:43.243	13		1:39.587	37.767	27.022	34.798	209.3	21:47.347
14		1:39.261	37.645	26.979	34.637	210.9	23:22.504	14		1:39.342	37.565	27.142	34.635	209.7	23:26.689
15		1:39.512	37.536	27.247	34.729	209.7	25:02.016	15		1:39.636	37.601	27.018	35.017	208.4	25:06.325
16		1:39.570	37.721	27.051	34.798	212.1	26:41.586	16		1:39.614	37.779	27.152	34.683	208.4	26:45.939
17		1:39.498	37.781	27.028	34.689	210.1	28:21.084	17		1:39.435	37.654	27.066	34.715	209.7	28:25.374
18		1:39.531	37.622	27.035	34.874	210.5	30:00.615	18		1:39.602	37.876	27.070	34.656	210.1	30:04.976

10

Bent Viscaal

R

Dallara F312

18

Marcos Siebert

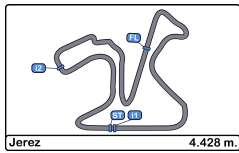
Dallara F312

Teo Martin Motorsport

Campos Racing

Lap	D	Time	Sector 1	Sector 2	Sector 3	T. Spd	Elapsed	Lap	D	Time	Sector 1	Sector 2	Sector 3	T. Spd	Elapsed
1		1:47.087	44.639	27.407	35.041	208.8	1:47.087	1		1:47.456	44.965		1:47.456		1:47.456
2		1:39.905	37.581	27.171	35.153	211.7	3:26.992	2		1:39.902	37.688	27.256	34.958	211.7	3:27.358
3		1:39.568	38.238	26.991	34.339	209.7	5:06.560	3		1:40.820	38.756	27.429	34.635	211.3	5:08.178
4		1:38.508	37.404	26.765	34.339	209.7	6:45.068	4		1:39.695	37.449	27.564	34.682	214.2	6:47.873
5		1:38.712	37.478	26.726	34.508	211.3	8:23.780	5		1:39.288	37.638	27.150	34.500	208.4	8:27.161
6		1:38.724	37.511	26.771	34.442	210.1	10:02.504	6		1:39.463	37.532		2:13.963	216.0	10:06.624
7		1:38.893	37.582	26.916	34.395	208.0	11:41.397	7		1:39.142	37.485	27.057	34.600	210.5	11:45.766
8		1:38.955	37.590	26.987	34.378	211.7	13:20.352	8		1:39.321	37.547	27.007	34.767	211.7	13:25.087
9		1:38.563	37.519	26.777	34.267	211.7	14:58.915	9		1:39.230	37.459	27.032	34.739	211.7	15:04.317
10		1:38.720	37.442	26.852	34.426	209.3	16:37.635	10		1:39.310	37.684	27.013	34.613	212.1	16:43.627
11		1:38.734	37.481	26.883	34.370	210.5	18:16.369	11		1:39.415	37.705	26.974	34.736	211.3	18:23.042
12		1:38.992	37.690	26.923	34.379	209.7	19:55.361	12		1:40.080	37.697	27.075	35.308	210.9	20:03.122
13		1:39.104	37.675	26.949	34.480	210.1	21:34.465	13		1:39.405	37.701	27.008	34.696	211.3	21:42.527
14		1:38.964	37.668	26.964	34.332	209.7	23:13.429	14		1:39.175	37.630	26.974	34.571	208.4	23:21.702
15		1:39.749	37.574	26.968	35.207	208.8	24:53.178	15		1:39.601	37.705	27.060	34.836	209.3	25:01.303
16		1:38.905	37.513	26.869	34.523	209.7	26:32.083	16		1:39.584	37.785	27.086	34.713	209.3	26:40.887
17		1:39.113	37.736	26.968	34.409	210.1	28:11.196	17		1:39.506	37.701	27.054	34.751	210.9	28:20.393
18		1:38.738	37.636	26.792	34.310	209.7	29:49.934	18		1:39.584	37.739	27.105	34.740	210.1	29:59.977





Circuito de Jerez
Euroformula Open
Race - 1
Lap Analysis



28

Cameron Das

Dallara F312 **51**

Aldo Festante

R

Dallara F312

Carlin Motorsport

Teo Martin Motorsport

Lap	D	Time	Sector 1	Sector 2	Sector 3	T. Spd	Elapsed	Lap	D	Time	Sector 1	Sector 2	Sector 3	T. Spd	Elapsed
1		1:48.756	46.347	27.444	34.965	207.6	1:48.756	1		1:52.083	47.900	28.571	35.612	207.2	1:52.083
2		1:39.681	37.653	27.323	34.705	211.3	3:28.437	2		1:40.686	37.985	27.896	34.805	210.5	3:32.769
3		1:41.315	38.408	28.271	34.636	206.8	5:09.752	3		1:40.036	37.719	27.486	34.831	212.1	5:12.805
4		1:39.584	37.614	27.197	34.773	212.1	6:49.336	4		1:40.016	37.724	27.444	34.848	211.7	6:52.821
5		1:39.907	37.793	27.484	34.630	217.3	8:29.243	5		1:40.195	37.718	27.378	35.099	211.3	8:33.016
6		1:39.390	37.551	27.192	34.647	212.1	10:08.633	6		1:41.507	37.856	27.256	36.395	210.5	10:14.523
7		1:38.958	37.454	27.012	34.492	210.9	11:47.591	7		1:40.304	37.933	27.303	35.068	210.1	11:54.827
8		1:39.220	37.593	26.836	34.791	212.1	13:26.811	8		1:40.142	37.862	27.171	35.109	210.9	13:34.969
9		1:39.114	37.453	27.008	34.653	213.4	15:05.925	9		1:39.794	37.729	27.135	34.930	211.3	15:14.763
10		1:39.479	37.698	27.001	34.780	215.5	16:45.404	10		1:40.093	38.000	27.244	34.849	210.9	16:54.856
11		1:39.303	37.644	26.933	34.726	212.5	18:24.707	11		1:39.777	37.800	27.116	34.861	210.9	18:34.633
12		1:39.668	37.555	27.267	34.846	214.7	20:04.375	12		1:39.853	37.917	27.215	34.721	209.3	20:14.486
13		1:39.790	37.714	27.447	34.629	214.7	21:44.165	13		1:39.742	37.844	27.205	34.693	211.7	21:54.228
14		1:39.661	37.707	27.424	34.530	212.5	23:23.826	14		1:39.951	37.940	27.357	34.654	206.1	23:34.179
15		1:39.099	37.566	26.897	34.636	210.5	25:02.925	15		1:40.053	37.857	27.359	34.837	208.0	25:14.232
16		1:39.529	37.894	26.981	34.654	210.5	26:42.454	16		1:40.356	38.025	27.334	34.997	209.7	26:54.588
17		1:39.152	37.602	26.973	34.577	212.5	28:21.606	17		1:40.298	38.046	27.314	34.938	206.1	28:34.886
18		1:39.515	37.696	27.066	34.753	208.8	30:01.121	18		1:40.133	37.985	27.213	34.935	207.6	30:15.019

34

Matheus Iorio

Dallara F312 **58**

Javier Gonzalez

R

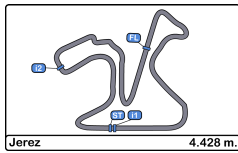
Dallara F312

Carlin Motorsport

Drivex School

Lap	D	Time	Sector 1	Sector 2	Sector 3	T. Spd	Elapsed	Lap	D	Time	Sector 1	Sector 2	Sector 3	T. Spd	Elapsed
1		1:46.459	44.192	27.477	34.790	211.3	1:46.459	1		1:49.430	46.836	27.729	34.865	210.5	1:49.430
2		1:40.625	37.665	27.381	35.579	208.0	3:27.084	2		1:39.613	37.589	27.108	34.916	208.0	3:29.043
3		1:40.605	38.710	27.334	34.561	211.7	5:07.689	3		1:40.204	37.864	27.603	34.737	209.7	5:09.247
4		1:39.602	37.680	27.349	34.573	210.1	6:47.291	4		1:39.757	37.659	27.135	34.963	209.3	6:49.004
5		1:39.416	37.625	27.243	34.548	208.0	8:26.707	5		1:39.646	37.978	27.209	34.459	208.0	8:28.650
6		1:39.011	37.587	27.097	34.327	207.6	10:05.718	6		1:39.157	37.589	27.048	34.520	212.5	10:07.807
7		1:39.048	37.725	27.015	34.308	207.2	11:44.766	7		1:39.201	37.508	27.057	34.636	213.0	11:47.008
8		1:39.373	37.884	27.039	34.450	208.0	13:24.139	8		1:39.173	37.616	26.972	34.585	208.0	13:26.181
9		1:39.142	37.633	26.961	34.548	212.1	15:03.281	9		1:39.259	37.596	26.980	34.683	212.5	15:05.440
10		1:39.090	37.694	26.956	34.440	208.0	16:42.371	10		1:39.393	37.727	27.046	34.620	210.9	16:44.833
11		1:39.314	37.755	27.064	34.495	209.3	18:21.685	11		1:39.344	37.692	26.964	34.688	210.5	18:24.177
12		1:39.135	37.773	27.130	34.232	208.8	20:00.820	12		1:39.880	37.710	27.085	35.085	206.8	20:04.057
13		1:39.429	37.683	27.200	34.546	206.1	21:40.249	13		1:39.602	37.754	27.149	34.699	209.3	21:43.659
14		1:39.200	37.684	27.136	34.380	208.8	23:19.449	14			37.809			209.7	
15		1:39.298	37.694	27.041	34.563	209.3	24:58.747								
16		1:39.436	37.741	27.212	34.483	208.8	26:38.183								
17		1:39.840	37.915	27.099	34.826	206.5	28:18.023								
18		1:40.010	37.753	27.336	34.921	208.8	29:58.033								





Circuito de Jerez
Euroformula Open
Race - 1
Lap Analysis



77

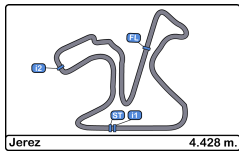
Guilherme Samaia

Dallara F312

RP Motorsport

Lap	D	Time	Sector 1	Sector 2	Sector 3	T. Spd	Elapsed
1		1:49.842	46.625	28.554	34.663	210.1	1:49.842
2		1:39.671	37.800	27.291	34.580	210.9	3:29.513
3		1:40.937	37.730	28.303	34.904	213.0	5:10.450
4		1:39.843	37.812	27.368	34.663	209.7	6:50.293
5		1:39.738	37.724	27.450	34.564	209.3	8:30.031
6		1:39.425	37.675	27.213	34.537	211.3	10:09.456
7		1:39.328	37.607	27.126	34.595	210.1	11:48.784
8		<u>1:39.085</u>	<u>37.512</u>	<u>27.027</u>	34.546	210.5	13:27.869
9		1:39.256	37.719	27.067	34.470	210.1	15:07.125
10		1:39.414	37.662	27.053	34.699	210.1	16:46.539
11		1:39.290	37.706	27.039	34.545	210.1	18:25.829
12		1:39.284	37.719	27.159	<u>34.406</u>	209.7	20:05.113
13		1:39.794	37.745	27.204	34.845	210.1	21:44.907
14		1:39.729	37.886	27.181	34.662	209.7	23:24.636
15		1:39.583	37.704	27.096	34.783	208.8	25:04.219
16		1:39.753	37.932	27.229	34.592	208.0	26:43.972
17		1:39.579	37.731	27.153	34.695	210.1	28:23.551
18		1:39.872	37.879	27.321	34.672	209.3	30:03.423





Circuito de Jerez
Euroformula Open
Race - 1
Analysis by Lap



Num	Lap Time	Gap
-----	----------	-----

Lap 1

4	1:44.766	
34	1:46.459	01.693
10	1:47.087	02.321
18	1:47.456	02.690
8	1:48.244	03.478
28	1:48.756	03.990
58	1:49.430	04.664
77	1:49.842	05.076
11	1:50.605	05.839
3	1:51.154	06.388
1	1:51.554	06.788
51	1:52.083	07.317
5	1:52.716	07.950

Num	Lap Time	Gap
-----	----------	-----

Lap 2

4	1:38.439	
10	1:39.905	03.787
34	1:40.625	03.879
18	1:39.902	04.153
8	1:39.989	05.028
28	1:39.681	05.232
58	1:39.613	05.838
77	1:39.671	06.308
11	1:39.906	07.306
3	1:40.150	08.099
1	1:40.505	08.854
51	1:40.686	09.564
5	1:40.797	10.308

Num	Lap Time	Gap
-----	----------	-----

Lap 3

4	1:38.314	
10	1:39.568	05.041
34	1:40.605	06.170
18	1:40.820	06.659
8	1:40.631	07.345
58	1:40.204	07.728
28	1:41.315	08.233
77	1:40.937	08.931
11	1:40.340	09.332

3	1:40.097	09.882
1	1:39.931	10.471
51	1:40.036	11.286
5	1:40.120	12.114

Num	Lap Time	Gap
-----	----------	-----

Lap 4

4	1:38.136	
10	1:38.508	05.413
34	1:39.602	07.636
18	1:39.695	08.218
8	1:39.620	08.829
58	1:39.757	09.349
28	1:39.584	09.681
77	1:39.843	10.638
11	1:40.082	11.278
3	1:40.084	11.830
1	1:39.955	12.290
51	1:40.016	13.166
5	1:40.130	14.108

Num	Lap Time	Gap
-----	----------	-----

Lap 5

4	1:38.105	
10	1:38.712	06.020
34	1:39.416	08.947
18	1:39.288	09.401
8	1:39.402	10.126
58	1:39.646	10.890
28	1:39.907	11.483
77	1:39.738	12.271
11	1:39.723	12.896
3	1:40.195	13.920
1	1:40.105	14.290
51	1:40.195	15.256
5	1:39.896	15.899

Num	Lap Time	Gap
-----	----------	-----

Lap 6

4	1:38.346	
10	1:38.724	06.398
34	1:39.011	09.612
18	1:39.463	10.518
8	1:39.474	11.254

58	1:39.157	11.701
28	1:39.390	12.527
77	1:39.425	13.350
11	1:40.353	14.903
3	1:39.999	15.573
1	1:41.109	17.053
51	1:41.507	18.417
5	1:41.125	18.678

Num	Lap Time	Gap
-----	----------	-----

Lap 7

4	1:38.214	
10	1:38.893	07.077
34	1:39.048	10.446
18	1:39.142	11.446
8	1:39.037	12.077
58	1:39.201	12.688
28	1:38.958	13.271
77	1:39.328	14.464
11	1:39.811	16.500
3	1:39.997	17.356
1	1:40.091	18.930
51	1:40.304	20.507
5	1:40.456	20.920

Num	Lap Time	Gap
-----	----------	-----

Lap 8

4	1:38.261	
10	1:38.955	07.771
34	1:39.373	11.558
18	1:39.321	12.506
8	1:39.302	13.118
58	1:39.173	13.600
28	1:39.220	14.230
77	1:39.085	15.288
11	1:39.398	17.637
3	1:39.554	18.649
1	1:39.675	20.344
51	1:40.142	22.388
5	1:40.054	22.713

Num	Lap Time	Gap
-----	----------	-----

Lap 9

4	1:38.116	
---	----------	--

10	1:38.563	08.218
34	1:39.142	12.584
18	1:39.230	13.620
8	1:39.229	14.231
58	1:39.259	14.743
28	1:39.114	15.228
77	1:39.256	16.428
11	1:39.469	18.990
3	1:39.295	19.828
1	1:39.444	21.672
51	1:39.794	24.066
5	1:40.096	24.693

Num	Lap Time	Gap
-----	----------	-----

Lap 10

4	1:38.208	
10	1:38.720	08.730
34	1:39.090	13.466
18	1:39.310	14.722
8	1:39.369	15.392
58	1:39.393	15.928
28	1:39.479	16.499
77	1:39.414	17.634
11	1:39.473	20.255
3	1:39.137	20.757
1	1:39.770	23.234
51	1:40.093	25.951
5	1:39.971	26.456

Num	Lap Time	Gap
-----	----------	-----

Lap 11

4	1:38.006	
10	1:38.734	09.458
34	1:39.314	14.774
18	1:39.415	16.131
8	1:39.383	16.769
58	1:39.344	17.266
28	1:39.303	17.796
77	1:39.290	18.918
11	1:39.448	21.697
3	1:39.763	22.514
51	1:39.777	27.722
5	1:40.396	28.846

1	1:45.971	31.199
---	----------	--------

Num	Lap Time	Gap
-----	----------	-----

Lap 12

4	1:38.244	
10	1:38.992	10.206
34	1:39.135	15.665
18	1:40.080	17.967
8	1:39.838	18.363
58	1:39.880	18.902
28	1:39.668	19.220
77	1:39.284	19.958
11	1:39.152	22.605
3	1:39.332	23.602
51	1:39.853	29.331
5	1:39.922	30.524
1	1:39.702	32.657

Num	Lap Time	Gap
-----	----------	-----

Lap 13

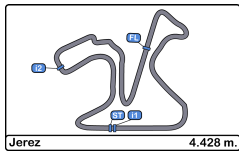
4	1:38.043	
10	1:39.104	11.267
34	1:39.429	17.051
18	1:39.405	19.329
8	1:39.725	20.045
58	1:39.602	20.461
28	1:39.790	20.967
77	1:39.794	21.709
11	1:39.587	24.149
3	1:39.431	24.990
51	1:39.742	31.030
5	1:39.828	32.309
1	1:39.585	34.199

Num	Lap Time	Gap
-----	----------	-----

Lap 14

4	1:38.265	
10	1:38.964	11.966
34	1:39.200	17.986
18	1:39.175	20.239
8	1:39.261	21.041
28	1:39.661	22.363
77	1:39.729	23.173
11	1:39.342	25.226





Circuito de Jerez
Euroformula Open
Race - 1
Analysis by Lap



3	1:39.761	26.486	11	1:39.435	29.046
51	1:39.951	32.716	3	1:39.445	30.412
5	1:39.980	34.024	51	1:40.298	38.558
1	1:39.341	35.275	5	1:39.683	39.321
Num	Lap Time	Gap	1	1:39.841	40.022

Lap 15

4	1:38.433	
10	1:39.749	13.282
34	1:39.298	18.851
18	1:39.601	21.407
8	1:39.512	22.120
28	1:39.099	23.029
77	1:39.583	24.323
11	1:39.636	26.429
3	1:39.311	27.364
51	1:40.053	34.336
5	1:40.184	35.775
1	1:40.122	36.964
Num	Lap Time	Gap

Lap 16

4	1:38.221	
10	1:38.905	13.966
34	1:39.436	20.066
18	1:39.584	22.770
8	1:39.570	23.469
28	1:39.529	24.337
77	1:39.753	25.855
11	1:39.614	27.822
3	1:40.035	29.178
51	1:40.356	36.471
5	1:40.295	37.849
1	1:39.649	38.392
Num	Lap Time	Gap

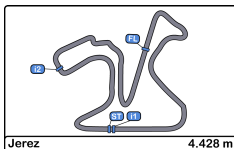
Lap 17

4	1:38.211	
10	1:39.113	14.868
34	1:39.840	21.695
18	1:39.506	24.065
8	1:39.498	24.756
28	1:39.152	25.278
77	1:39.579	27.223

Lap 18

4	1:38.066	
10	1:38.738	15.540
34	1:40.010	23.639
18	1:39.584	25.583
8	1:39.531	26.221
28	1:39.515	26.727
77	1:39.872	29.029
11	1:39.602	30.582
3	1:39.394	31.740
51	1:40.133	40.625
5	1:39.969	41.224
1	1:39.887	41.843



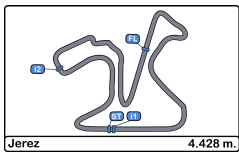


Circuito de Jerez
Euroformula Open
Race - 1
Best Sectors Results



Sector - 1				Sector - 2				Sector - 3				Ideal Lap vs Best Lap				
Clas	Nº	Driver	Time	Nº	Driver	Time	Nº	Driver	Time	Clas	Nº	Driver	Ideal Lap	Best Lap	Clas	
1	4	Felipe Drugovich	37.236	4	Felipe Drugovich	26.690	4	Felipe Drugovich	33.954	1	4	Felipe Drugovich	1:37.880	1:38.006	1	
2	8	Lukas Dunner	37.290	10	Bent Viscaal	26.726	34	Matheus Iorio	34.232	2	10	Bent Viscaal	1:38.397	1:38.508	2	
3	10	Bent Viscaal	37.404	3	Christian Hahn	26.730	10	Bent Viscaal	34.267	3	34	Matheus Iorio	1:38.775	1:39.011	4	
4	18	Marcos Siebert	37.449	28	Cameron Das	26.836	77	Guilherme Samaia	34.406	4	28	Cameron Das	1:38.781	1:38.958	3	
5	28	Cameron Das	37.453	8	Lukas Dunner	26.900	58	Javier Gonzalez	34.459	5	8	Lukas Dunner	1:38.827	1:39.037	5	
6	58	Javier Gonzalez	37.508	11	Petru Florescu	26.902	1	David Schumacher	34.480	6	3	Christian Hahn	1:38.886	1:39.137	7	
7	77	Guilherme Samaia	37.512	34	Matheus Iorio	26.956	28	Cameron Das	34.492	7	18	Marcos Siebert	1:38.923	1:39.142	8	
8	3	Christian Hahn	37.565	58	Javier Gonzalez	26.964	18	Marcos Siebert	34.500	8	58	Javier Gonzalez	1:38.931	1:39.157	10	
9	11	Petru Florescu	37.565	18	Marcos Siebert	26.974	11	Petru Florescu	34.574	9	77	Guilherme Samaia	1:38.945	1:39.085	6	
10	34	Matheus Iorio	37.587	1	David Schumacher	26.995	3	Christian Hahn	34.591	10	11	Petru Florescu	1:39.041	1:39.152	9	
11	1	David Schumacher	37.636	77	Guilherme Samaia	27.027	5	Dev Gore	34.611	11	1	David Schumacher	1:39.111	1:39.341	11	
12	51	Aldo Festante	37.718	51	Aldo Festante	27.116	8	Lukas Dunner	34.637	12	51	Aldo Festante	1:39.488	1:39.742	13	
13	5	Dev Gore	37.720	5	Dev Gore	27.172	51	Aldo Festante	34.654	13	5	Dev Gore	1:39.503	1:39.683	12	



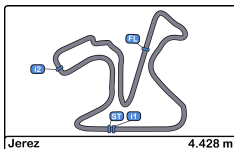


Circuito de Jerez
Euroformula Open
Race - 1
Leader Sequence



Nº	Entrant	Nat	Driver	Nat	Cat	Chassis	Team	Start Lap	End Lap	Laps	Total Laps
4	RP Motorsport	ITA	Felipe Drugovich	BRA		Dallara F312	RP Motorsport	1	18	18	18



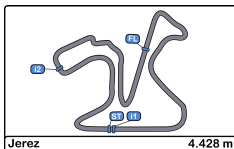


Circuito de Jerez
Euroformula Open
Race - 1
Best 5 Lap Times



Cls	Nº	Entrant	Nat	Driver	Nat	Cat	Cls	Chassis	Team	Best 1		Best 2		Best 3		Best 4		Best 5	
										Time	Lap	Time	Lap	Time	Lap	Time	Lap	Time	Lap
1	4	RP Motorsport	ITA	Felipe Drugovich	BRA			Dallara F312	RP Motorsport	1:38.006	11	1:38.043	13	1:38.066	18	1:38.105	5	1:38.116	9
2	10	RACE	ESP	Bent Viscaal	NLD	R	1	Dallara F312	Teo Martin Motorsport	1:38.508	4	1:38.563	9	1:38.712	5	1:38.720	10	1:38.724	6
3	28	Carlin Motorsport	GBR	Cameron Das	USA			Dallara F312	Carlin Motorsport	1:38.958	7	1:39.099	15	1:39.114	9	1:39.152	17	1:39.220	8
4	34	Carlin Motorsport	GBR	Matheus Iorio	BRA			Dallara F312	Carlin Motorsport	1:39.011	6	1:39.048	7	1:39.090	10	1:39.135	12	1:39.142	9
5	8	Drivex School	ESP	Lukas Dunner	AUT	R	2	Dallara F312	Drivex School	1:39.037	7	1:39.229	9	1:39.261	14	1:39.302	8	1:39.369	10
6	77	RP Motorsport	ITA	Guilherme Samaia	BRA			Dallara F312	RP Motorsport	1:39.085	8	1:39.256	9	1:39.284	12	1:39.290	11	1:39.328	7
7	3	RP Motorsport	ITA	Christian Hahn	BRA			Dallara F312	RP Motorsport	1:39.137	10	1:39.295	9	1:39.311	15	1:39.332	12	1:39.394	18
8	18	Campos Racing	ESP	Marcos Siebert	ARG			Dallara F312	Campos Racing	1:39.142	7	1:39.175	14	1:39.230	9	1:39.288	5	1:39.310	10
9	11	Campos Racing	ESP	Petru Florescu	ROU			Dallara F312	Campos Racing	1:39.152	12	1:39.342	14	1:39.398	8	1:39.435	17	1:39.448	11
10	58	Drivex School	ESP	Javier Gonzalez	MEX	R	3	Dallara F312	Drivex School	1:39.157	6	1:39.173	8	1:39.201	7	1:39.259	9	1:39.344	11
11	1	RP Motorsport	ITA	David Schumacher	DEU	R	4	Dallara F312	RP Motorsport	1:39.341	14	1:39.444	9	1:39.585	13	1:39.649	16	1:39.675	8
12	5	Carlin Motorsport	GBR	Dev Gore	USA	R	5	Dallara F312	Carlin Motorsport	1:39.683	17	1:39.828	13	1:39.896	5	1:39.922	12	1:39.969	18
13	51	RACE	ESP	Aldo Festante	ITA	R	6	Dallara F312	Teo Martin Motorsport	1:39.742	13	1:39.777	11	1:39.794	9	1:39.853	12	1:39.951	14



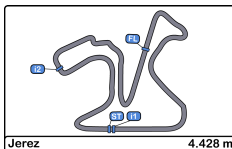


Circuito de Jerez
Euroformula Open
Race - 1
Best 5 Top Speeds



Cls	Nº	Entrant	Nat	Driver	Nat	Cat	Cls	Chassis	Team	Top 1		Top 2		Top 3		Top 4		Top 5		Avg
										Km/h	Lap	Km/h	Lap	Km/h	Lap	Km/h	Lap	Km/h	Lap	
1	28	Carlin Motorsport	GBR	Cameron Das	USA			Dallara F312	Carlin Motorsport	217.3	5	215.5	10	214.7	12	214.7	13	213.4	9	215.1
2	18	Campos Racing	ESP	Marcos Siebert	ARG			Dallara F312	Campos Racing	216.0	6	214.2	4	212.1	10	211.7	2	211.7	8	213.1
3	5	Carlin Motorsport	GBR	Dev Gore	USA	R	1	Dallara F312	Carlin Motorsport	214.7	9	211.3	1	211.3	4	211.3	10	210.9	18	211.9
4	8	Drivex School	ESP	Lukas Dunner	AUT	R	2	Dallara F312	Drivex School	213.8	13	212.5	8	212.1	12	212.1	16	211.7	9	212.5
5	3	RP Motorsport	ITA	Christian Hahn	BRA			Dallara F312	RP Motorsport	213.4	3	212.1	2	211.7	6	211.7	9	211.3	4	212.0
6	1	RP Motorsport	ITA	David Schumacher	DEU	R	3	Dallara F312	RP Motorsport	213.0	4	211.3	5	210.9	6	210.9	17	210.9	18	211.4
7	58	Drivex School	ESP	Javier Gonzalez	MEX	R	4	Dallara F312	Drivex School	213.0	7	212.5	6	212.5	9	210.9	10	210.5	1	211.9
8	77	RP Motorsport	ITA	Guilherme Samaia	BRA			Dallara F312	RP Motorsport	213.0	3	211.3	6	210.9	2	210.5	8	210.1	1	211.1
9	34	Carlin Motorsport	GBR	Matheus Iorio	BRA			Dallara F312	Carlin Motorsport	212.1	9	211.7	3	211.3	1	210.1	4	209.3	11	210.9
10	51	RACE	ESP	Aldo Festante	ITA	R	5	Dallara F312	Teo Martin Motorsport	212.1	3	211.7	4	211.7	13	211.3	5	211.3	9	211.6
11	10	RACE	ESP	Bent Viscaal	NLD	R	6	Dallara F312	Teo Martin Motorsport	211.7	2	211.7	8	211.7	9	211.3	5	210.5	11	211.4
12	4	RP Motorsport	ITA	Felipe Drugovich	BRA			Dallara F312	RP Motorsport	211.3	10	210.9	9	210.9	13	210.5	11	210.5	12	210.8
13	11	Campos Racing	ESP	Petru Florescu	ROU			Dallara F312	Campos Racing	211.3	3	211.3	4	211.3	6	210.9	2	210.1	12	211.0



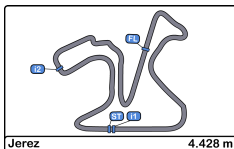


Circuito de Jerez
Euroformula Open
Race - 1
Fastest Laps Sequence



Lap	Time of Day	Session Time	Nº	Entrant	Nat	Driver	Nat	Cat	Chassis	Team	Time	Km/h
2	14:16:36.883	3:22.883	4	RP Motorsport	ITA	Felipe Drugovich	BRA		Dallara F312	RP Motorsport	1:38.439	161.9
3	14:18:15.197	5:01.197	4	RP Motorsport	ITA	Felipe Drugovich	BRA		Dallara F312	RP Motorsport	1:38.314	162.1
4	14:19:53.334	6:39.334	4	RP Motorsport	ITA	Felipe Drugovich	BRA		Dallara F312	RP Motorsport	1:38.136	162.4
5	14:21:31.438	8:17.438	4	RP Motorsport	ITA	Felipe Drugovich	BRA		Dallara F312	RP Motorsport	1:38.105	162.4
11	14:31:20.589	18:06.589	4	RP Motorsport	ITA	Felipe Drugovich	BRA		Dallara F312	RP Motorsport	1:38.006	162.6



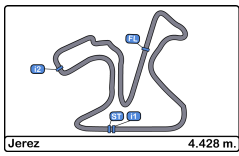


Circuito de Jerez
Euroformula Open
Race - 1
Event Best Maximum Speed



Nº	Entrant	Nat	Driver	Nat	Cat	Clas	Chassis	Team	Km/h	Session
10	RACE	ESP	Bent Viscaal	NLD	R	1	Dallara F312	Teo Martin Motorsport	219.5	Qualifying - 1
8	Drivex School	ESP	Lukas Dunner	AUT	R	2	Dallara F312	Drivex School	217.7	Qualifying - 1
5	Carlin Motorsport	GBR	Dev Gore	USA	R	3	Dallara F312	Carlin Motorsport	217.3	Qualifying - 1
28	Carlin Motorsport	GBR	Cameron Das	USA			Dallara F312	Carlin Motorsport	217.3	Race - 1
34	Carlin Motorsport	GBR	Matheus Iorio	BRA			Dallara F312	Carlin Motorsport	216.8	Qualifying - 1
7			Volkswagen				Dallara F312		216.4	Free Practice - 1
4	RP Motorsport	ITA	Felipe Drugovich	BRA			Dallara F312	RP Motorsport	216.0	Qualifying - 1
58	Drivex School	ESP	Javier Gonzalez	MEX	R	4	Dallara F312	Drivex School	216.0	Qualifying - 1
18	Campos Racing	ESP	Marcos Siebert	ARG			Dallara F312	Campos Racing	216.0	Race - 1
3	RP Motorsport	ITA	Christian Hahn	BRA			Dallara F312	RP Motorsport	215.5	Qualifying - 1
11	Campos Racing	ESP	Petru Florescu	ROU			Dallara F312	Campos Racing	215.1	Qualifying - 1
51	RACE	ESP	Aldo Festante	ITA	R	5	Dallara F312	Teo Martin Motorsport	214.2	Qualifying - 1
77	RP Motorsport	ITA	Guilherme Samaia	BRA			Dallara F312	RP Motorsport	213.0	Race - 1
1	RP Motorsport	ITA	David Schumacher	DEU	R	6	Dallara F312	RP Motorsport	213.0	Race - 1
6			Mercedes				Dallara F312		210.5	Free Practice - 1





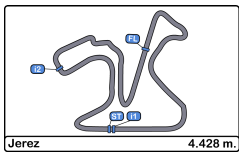
Circuito de Jerez
Euroformula Open
Race - 1
Lap Chart



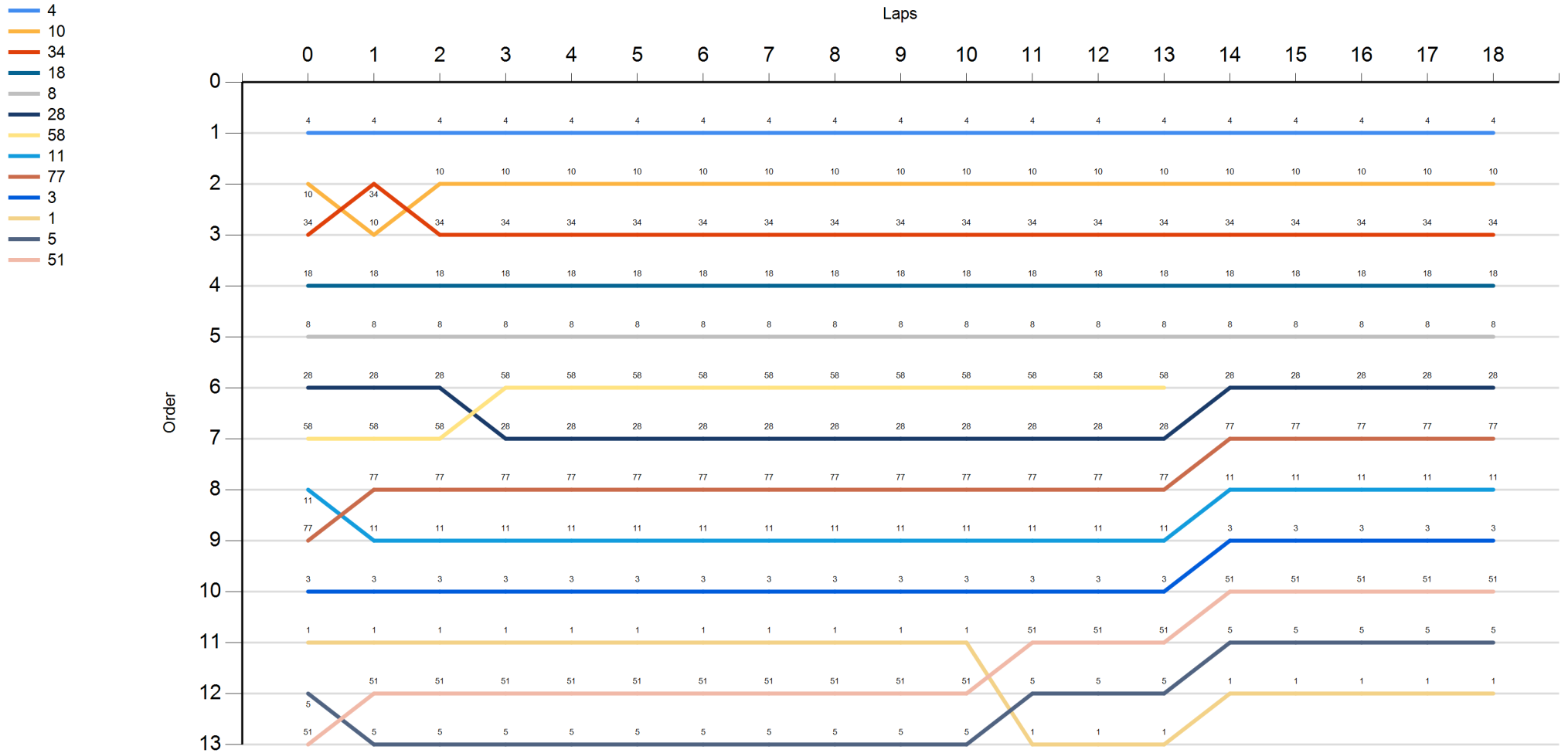
LAP

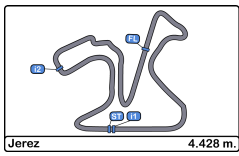
Nr	Po	Grid	1	2	3	4	5	6	7	8	9	10	11	12	13	14	15	16	17	18
4	1	4	4	4	4	4	4	4	4	4	4	4	4	4	4	4	4	4	4	4
10	2	10	34	10	10	10	10	10	10	10	10	10	10	10	10	10	10	10	10	10
34	3	34	10	34	34	34	34	34	34	34	34	34	34	34	34	34	34	34	34	34
18	4	18	18	18	18	18	18	18	18	18	18	18	18	18	18	18	18	18	18	18
8	5	8	8	8	8	8	8	8	8	8	8	8	8	8	8	8	8	8	8	8
28	6	28	28	28	58	58	58	58	58	58	58	58	58	58	58	28	28	28	28	28
58	7	58	58	58	28	28	28	28	28	28	28	28	28	28	28	77	77	77	77	77
11	8	11	77	77	77	77	77	77	77	77	77	77	77	77	77	11	11	11	11	11
77	9	77	11	11	11	11	11	11	11	11	11	11	11	11	11	3	3	3	3	3
3	10	3	3	3	3	3	3	3	3	3	3	3	3	3	3	51	51	51	51	51
1	11	1	1	1	1	1	1	1	1	1	1	1	1	51	51	51	5	5	5	5
5	12	5	51	51	51	51	51	51	51	51	51	51	5	5	5	1	1	1	1	1
51	13	51	5	5	5	5	5	5	5	5	5	5	1	1	1					





Circuito de Jerez
Euroformula Open
Race - 1
Graphic Lap Chart



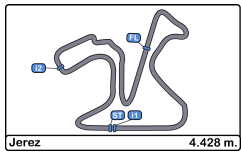


Circuito de Jerez
Euroformula Open
Race - 1
Pit Stop Analysis

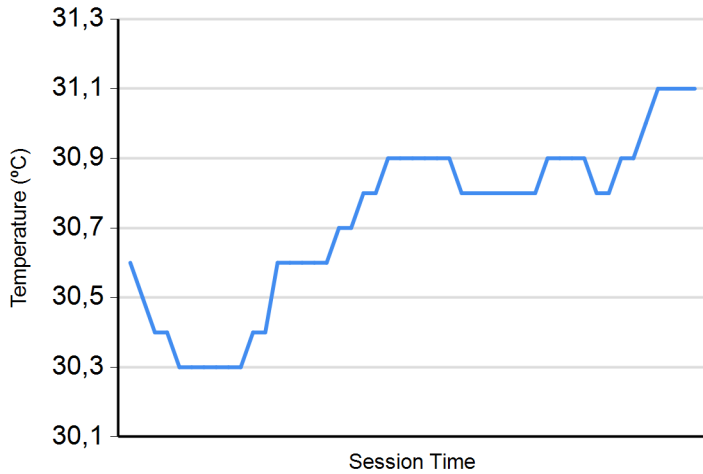


<u>Nr.</u>	<u>In Day Time</u>	<u>Entrant</u>	<u>Nat</u>	<u>Driver</u>	<u>Nat</u>	<u>Cat</u>	<u>Chassis</u>	<u>Team</u>	<u>In Time</u>	<u>Stop N°</u>	<u>Pit Time</u>	<u>Handicap</u>	<u>Penalty</u>
------------	--------------------	----------------	------------	---------------	------------	------------	----------------	-------------	----------------	----------------	-----------------	-----------------	----------------

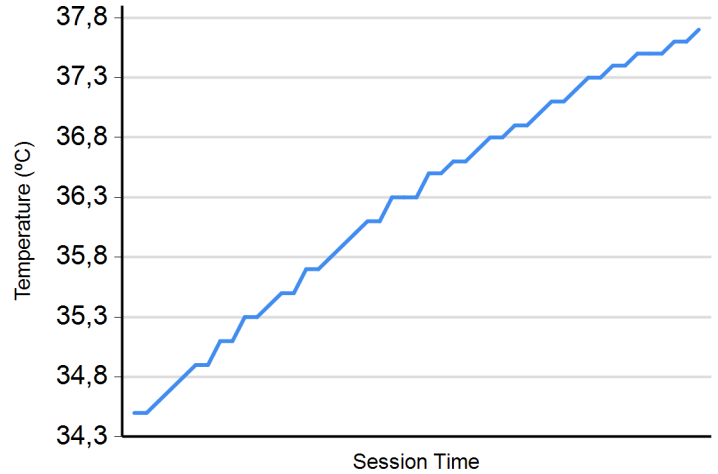




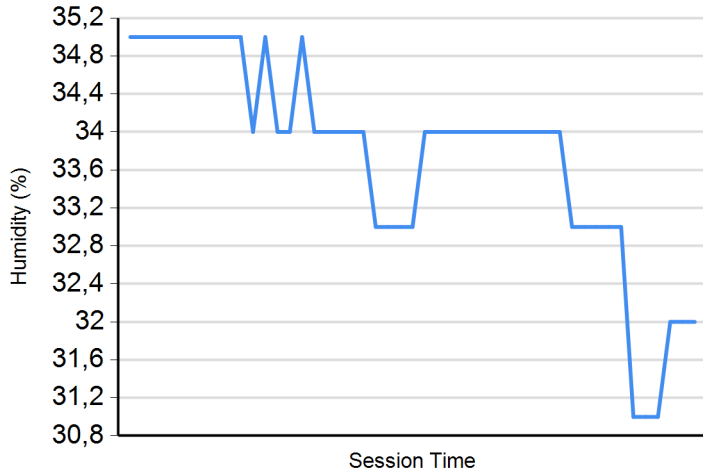
Air Temperature



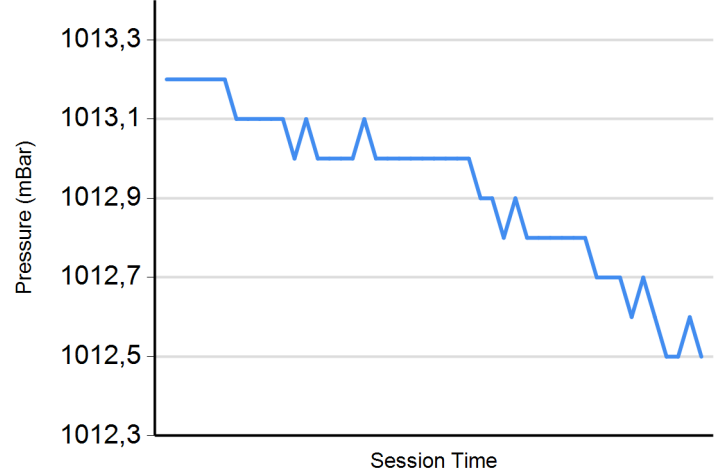
Track Temperature



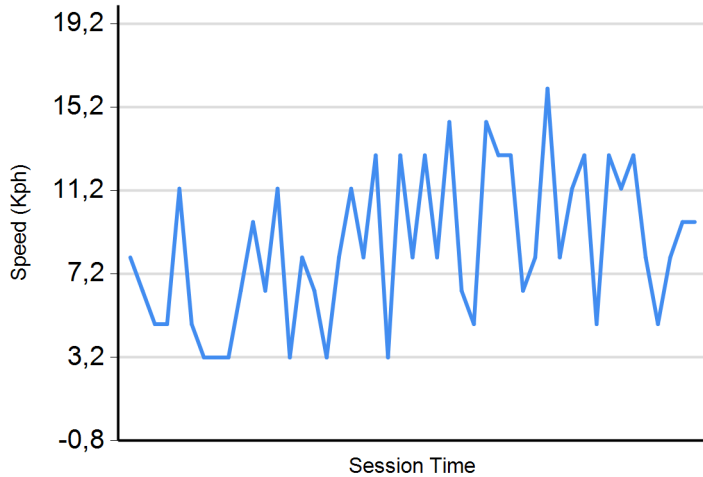
Humidity



Pressure



Wind Speed



Wind direction

North = 0°/360° Est = 90° South = 180° West = 270°

