

Circuito de Jerez
Euroformula Open
Qualifying - 2
Provisional Results



Clas	Nº	Entrant	Nat	Driver	Nat	Cat	Clas	Chassis	Team	Laps	Best	Time	Gap	Interval	Km/h
1	4	RP Motorsport	ITA	Felipe Drugovich	BRA			Dallara F312	RP Motorsport	12	11	1:35.576			166.7
2	10	RACE	ESP	Bent Viscaal	NLD	R	1	Dallara F312	Teo Martin Motorsport	13	12	1:35.689	0.113	0.113	166.5
3	18	Campos Racing	ESP	Marcos Siebert	ARG			Dallara F312	Campos Racing	13	12	1:36.129	0.553	0.440	165.8
4	28	Carlin Motorsport	GBR	Cameron Das	USA			Dallara F312	Carlin Motorsport	12	12	1:36.163	0.587	0.034	165.7
5	58	Drivex School	ESP	Javier Gonzalez	MEX	R	2	Dallara F312	Drivex School	13	13	1:36.228	0.652	0.065	165.6
6	34	Carlin Motorsport	GBR	Matheus Iorio	BRA			Dallara F312	Carlin Motorsport	12	10	1:36.239	0.663	0.011	165.6
7	8	Drivex School	ESP	Lukas Dunner	AUT	R	3	Dallara F312	Drivex School	13	12	1:36.325	0.749	0.086	165.4
8	11	Campos Racing	ESP	Petru Florescu	ROU			Dallara F312	Campos Racing	12	11	1:36.328	0.752	0.003	165.4
9	51	RACE	ESP	Aldo Festante	ITA	R	4	Dallara F312	Teo Martin Motorsport	16	15	1:36.600	1.024	0.272	165.0
10	1	RP Motorsport	ITA	David Schumacher	DEU	R	5	Dallara F312	RP Motorsport	14	13	1:36.614	1.038	0.014	164.9
11	3	RP Motorsport	ITA	Christian Hahn	BRA			Dallara F312	RP Motorsport	15	13	1:36.848	1.272	0.234	164.5
12	77	RP Motorsport	ITA	Guilherme Samaia	BRA			Dallara F312	RP Motorsport	14	14	1:37.066	1.490	0.218	164.2
13	5	Carlin Motorsport	GBR	Dev Gore	USA	R	6	Dallara F312	Carlin Motorsport	15	13	1:37.083	1.507	0.017	164.1

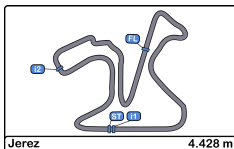
LAP TIME CAR 4 1:36.370 DELETED TRACK LIMITS T1
 LAP TIME CAR 1 1:37.113 DELETED TRACK LIMITS T1
 LAP TIME CAR 51 1:37.346 DELETED TRACK LIMITS T1 AND T10
 LAP TIME CAR 51 1:36.624 DELETED TRACK LIMITS T1
 LAP TIME CAR 77 1:36.912 DELETED TRACK LIMITS T1

Published at:.....

Track Temp: 24.2 °C Air Temp: 22.6 °C Humidity: 84 % Track Status: DRY

Stewards:	Race Director:	Timekeeper:





Circuito de Jerez
Euroformula Open
Qualifying - 2
Provisional Results by Class



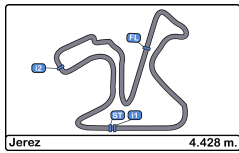
Clas	Nº	Entrant	Nat	Driver	Nat	Cat	Clas	Chassis	Team	Laps	Best	Time	Gap	Interval	Km/h
1	4	RP Motorsport	ITA	Felipe Drugovich	BRA			Dallara F312	RP Motorsport	12	11	1:35.576			166.7
2	18	Campos Racing	ESP	Marcos Siebert	ARG			Dallara F312	Campos Racing	13	12	1:36.129	0.553	0.553	165.8
3	28	Carlin Motorsport	GBR	Cameron Das	USA			Dallara F312	Carlin Motorsport	12	12	1:36.163	0.587	0.034	165.7
4	34	Carlin Motorsport	GBR	Matheus Iorio	BRA			Dallara F312	Carlin Motorsport	12	10	1:36.239	0.663	0.076	165.6
5	11	Campos Racing	ESP	Petru Florescu	ROU			Dallara F312	Campos Racing	12	11	1:36.328	0.752	0.089	165.4
6	3	RP Motorsport	ITA	Christian Hahn	BRA			Dallara F312	RP Motorsport	15	13	1:36.848	1.272	0.520	164.5
7	77	RP Motorsport	ITA	Guilherme Samaia	BRA			Dallara F312	RP Motorsport	14	14	1:37.066	1.490	0.218	164.2
Rookie															
1	10	RACE	ESP	Bent Viscaal	NLD	R	1	Dallara F312	Teo Martin Motorsport	13	12	1:35.689			166.5
2	58	Drivex School	ESP	Javier Gonzalez	MEX	R	2	Dallara F312	Drivex School	13	13	1:36.228	0.539	0.539	165.6
3	8	Drivex School	ESP	Lukas Dunner	AUT	R	3	Dallara F312	Drivex School	13	12	1:36.325	0.636	0.097	165.4
4	51	RACE	ESP	Aldo Festante	ITA	R	4	Dallara F312	Teo Martin Motorsport	16	15	1:36.600	0.911	0.275	165.0
5	1	RP Motorsport	ITA	David Schumacher	DEU	R	5	Dallara F312	RP Motorsport	14	13	1:36.614	0.925	0.014	164.9
6	5	Carlin Motorsport	GBR	Dev Gore	USA	R	6	Dallara F312	Carlin Motorsport	15	13	1:37.083	1.394	0.469	164.1

Published at:.....

Track Temp: 24.2 °C Air Temp: 22.6 °C Humidity: 84 % Track Status: DRY

Stewards:	Race Director:	Timekeeper: 
-----------	----------------	---





Circuito de Jerez
Euroformula Open
Qualifying - 2
Lap Analysis



1 David Schumacher R Dallara F312 **5** Dev Gore R Dallara F312
 RP Motorsport Carlin Motorsport

Lap	D	Time	Sector 1	Sector 2	Sector 3	T. Spd	Elapsed	Lap	D	Time	Sector 1	Sector 2	Sector 3	T. Spd	Elapsed
1		10:00:27.149 P			10:00:27.149		10:00:27.149	1		10:00:19.780 P			10:00:19.780		10:00:19.780
2		1:51.455	45.543	29.191	36.721	179.7	10:02:18.604	2		1:51.414	43.338	29.023	39.053	204.9	10:02:11.194
3		1:41.024	38.043	27.461	35.520	207.2	10:03:59.628	3		1:41.248	38.591	27.145	35.512	209.3	10:03:52.442
4		3:54.839 P	37.674	26.961	2:50.204	208.8	10:07:54.467	4		1:38.984	37.532	27.089	34.363	210.5	10:05:31.426
5		1:51.002	46.459	29.088	35.455	204.1	10:09:45.469	5		3:05.539 P	37.505	27.017	2:01.017	209.3	10:08:36.965
6		1:39.243	37.202	26.652	35.389	208.8	10:11:24.712	6		1:45.682	42.803	28.171	34.708	205.7	10:10:22.647
7		1:37.113	37.071	26.323	33.719	209.3	10:13:01.825	7		1:37.316	36.971	26.516	33.829	209.3	10:11:59.963
8		1:39.169	37.518	26.883	34.768	202.2	10:14:40.994	8		1:37.219	36.762	26.611	33.846	210.5	10:13:37.182
9		8:02.179 P	37.271	26.651	6:58.257	208.4	10:22:43.173	9		1:51.427	37.123	34.546	39.758	210.5	10:15:28.609
10		1:49.353	46.040	27.889	35.424	196.0	10:24:32.526	10		6:46.124 P	37.120	26.487	5:42.517	209.7	10:22:14.733
11		1:39.804	37.775	27.174	34.855	209.3	10:26:12.330	11		1:48.432	43.250	30.002	35.180	203.3	10:24:03.165
12		1:36.891	36.875	26.414	33.602	210.9	10:27:49.221	12		1:41.631	37.039	28.499	36.093	210.9	10:25:44.796
13		1:36.614	36.673	26.241	33.700	211.3	10:29:25.835	13		1:37.083	36.763	26.467	33.853	212.1	10:27:21.879
14		1:37.248	36.849	26.523	33.876	210.5	10:31:03.083	14		1:43.030	36.786	30.683	35.561	209.3	10:29:04.909
15		49.991	32.035		143.4			15		1:37.470	36.953	26.560	33.957	211.3	10:30:42.379

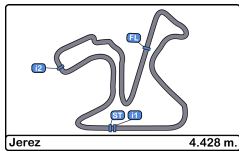
3 Christian Hahn Dallara F312 **8** Lukas Dunner R Dallara F312
 RP Motorsport Drivex School

Lap	D	Time	Sector 1	Sector 2	Sector 3	T. Spd	Elapsed	Lap	D	Time	Sector 1	Sector 2	Sector 3	T. Spd	Elapsed
1		10:00:36.552 P			10:00:36.552		10:00:36.552	1		10:01:14.085 P			10:01:14.085		10:01:14.085
2		1:51.041	45.080	29.514	36.447	190.8	10:02:27.593	2		1:48.212	43.871	28.732	35.609	200.3	10:03:02.297
3		1:41.033	38.527	27.318	35.188	206.5	10:04:08.626	3		1:39.062	37.807	27.217	34.038	208.8	10:04:41.359
4		3:58.383 P	37.811	27.401	2:53.171	210.1	10:08:07.009	4		1:37.410	36.800	26.577	34.033	211.3	10:06:18.769
5		1:47.721	44.837	27.931	34.953	206.1	10:09:54.730	5		1:37.717	37.050	26.651	34.016	209.7	10:07:56.486
6		1:40.323	38.300	27.250	34.773	206.8	10:11:35.053	6		2:02.186	43.530	34.187	44.469	151.0	10:09:58.672
7		1:37.432	36.994	26.499	33.939	210.9	10:13:12.485	7		1:40.528	38.560	27.462	34.506	200.0	10:11:39.200
8		1:41.143	37.453	27.686	36.004	200.0	10:14:53.628	8		11:30.686 P	37.452	26.991	10:26.243	208.0	10:23:09.886
9		1:37.902	37.035	26.630	34.237	212.5	10:16:31.530	9		1:55.970	46.896	30.464	38.610	188.1	10:25:05.856
10		6:20.406 P	37.415	26.992	5:15.999	210.1	10:22:51.936	10		1:41.102	38.818	27.940	34.344	203.7	10:26:46.958
11		1:47.035	44.815	27.860	34.360	194.5	10:24:38.971	11		1:36.581	36.584	26.190	33.807	211.7	10:28:23.539
12		1:39.468	36.974	26.693	35.801	212.1	10:26:18.439	12		1:36.325	36.577	26.014	33.734	213.0	10:29:59.864
13		1:36.848	36.663	26.313	33.872	213.4	10:27:55.287	13		1:36.522	36.602	26.170	33.750	212.1	10:31:36.386
14		1:36.892	36.790	26.257	33.845	213.4	10:29:32.179	14			44.700	32.328		186.8	
15		1:36.906	36.800	26.302	33.804	213.8	10:31:09.085								
16		42.447	26.945		194.9										

4 Felipe Drugovich Dallara F312 **10** Bent Viscaal R Dallara F312
 RP Motorsport Teo Martin Motorsport

Lap	D	Time	Sector 1	Sector 2	Sector 3	T. Spd	Elapsed	Lap	D	Time	Sector 1	Sector 2	Sector 3	T. Spd	Elapsed
1		10:00:24.189 P			10:00:24.189		10:00:24.189	1		10:00:06.252 P			10:00:06.252		10:00:06.252
2		1:51.333	46.530	29.433	35.370	201.1	10:02:15.522	2		1:48.317	46.047	27.619	34.651	204.9	10:01:54.569
3		1:40.889	38.671	27.616	34.602	209.7	10:03:56.411	3		1:38.743	37.371	26.573	34.799	209.3	10:03:33.312
4		3:55.329 P	37.976	27.156	2:50.197	210.1	10:07:51.740	4		3:54.634 P	37.224	26.731	2:50.679	209.3	10:07:27.946
5		1:50.520	48.053	28.284	34.183	204.9	10:09:42.260	5		1:58.442	47.489	30.567	40.386	201.1	10:09:26.388
6		1:36.370	36.601	25.987	33.782	210.1	10:11:18.630	6		1:46.130	43.236	26.983	35.911	201.8	10:11:12.518
7		1:36.209	36.595	26.137	33.477	211.3	10:12:54.839	7		1:36.147	36.758	26.119	33.270	211.7	10:12:48.665
8		10:46.099 P	37.167	27.161	9:41.771	210.1	10:23:40.938	8		1:36.151	36.606	26.202	33.343	211.3	10:14:24.816
9		1:58.129	50.630	30.643	36.856	194.5	10:25:39.067	9		9:40.672 P	36.616	26.307	8:37.749	210.9	10:24:05.488
10		1:38.091	37.870	26.527	33.694	209.3	10:27:17.158	10		2:02.212	48.212	31.967	42.033	202.6	10:26:07.700
11		1:35.576	36.213	26.018	33.345	213.0	10:28:52.734	11		1:39.066	38.871	26.507	33.688	205.3	10:27:46.766
12		1:36.004	36.483	26.044	33.477	212.5	10:30:28.738	12		1:35.689	36.512	25.850	33.327	212.5	10:29:22.455
13			42.016	32.162		177.3		13		1:35.984	36.428	26.170	33.386	212.5	10:30:58.439
14								14			55.087	50.776		100.1	





Circuito de Jerez
Euroformula Open
Qualifying - 2
Lap Analysis



11

Petru Florescu

Dallara F312

34

Matheus Iorio

Dallara F312

Campos Racing

Carlin Motorsport

Lap	D	Time	Sector 1	Sector 2	Sector 3	T. Spd	Elapsed	Lap	D	Time	Sector 1	Sector 2	Sector 3	T. Spd	Elapsed
1		10:00:21.381 P			10:00:21.381		10:00:21.381	1		10:00:17.913 P			10:00:17.913		10:00:17.913
2		1:52.291	44.223	28.370	39.698	204.1	10:02:13.672	2		1:51.321	44.096	29.545	37.680	205.7	10:02:09.234
3		7:12.054 P	1:13.193	26.786	5:32.075	208.0	10:09:25.726	3		1:38.934	37.727	26.909	34.298	209.3	10:03:48.168
4		1:54.222	47.629	29.068	37.525	201.4	10:11:19.948	4		4:59.196 P	37.382	26.714	3:55.100	209.7	10:08:47.364
5		1:46.130	39.011	31.129	35.990	206.1	10:13:06.078	5		1:51.651	47.757	29.344	34.550	180.0	10:10:39.015
6		1:37.093	36.958	26.361	33.774	211.7	10:14:43.171	6		1:36.659	36.877	26.290	33.492	210.1	10:12:15.674
7		1:37.099	36.909	26.277	33.913	213.0	10:16:20.270	7		1:36.525	36.705	26.298	33.522	210.1	10:13:52.199
8		7:02.379 P	37.125	26.507	5:58.747	211.3	10:23:22.649	8		8:39.202 P	37.085	26.588	7:35.529	209.7	10:22:31.401
9		1:49.771	44.937	28.669	36.165	201.8	10:25:12.420	9		1:47.447	44.619	27.930	34.898	203.3	10:24:18.848
10		1:41.854	38.958	27.655	35.241	192.1	10:26:54.274	10		1:36.239	36.624	26.197	33.418	211.7	10:25:55.087
11		1:36.328	36.566	26.230	33.532	211.3	10:28:30.602	11		1:36.553	36.712	26.159	33.682	211.3	10:27:31.640
12		1:36.361	36.559	26.094	33.708	213.0	10:30:06.963	12		1:36.501	36.617	26.160	33.724	211.7	10:29:08.141
13			39.366	28.025		206.5		13			40.338	28.902		174.4	

18

Marcos Siebert

Dallara F312

51

Aldo Festante

R

Dallara F312

Campos Racing

Teo Martin Motorsport

Lap	D	Time	Sector 1	Sector 2	Sector 3	T. Spd	Elapsed	Lap	D	Time	Sector 1	Sector 2	Sector 3	T. Spd	Elapsed
1		10:00:12.551 P			10:00:12.551		10:00:12.551	1		10:00:32.783 P			10:00:32.783		10:00:32.783
2		1:50.653	48.258	27.691	34.704	190.1	10:02:03.204	2		1:49.640	46.597	28.188	34.855	202.2	10:02:22.423
3		1:46.378	45.730	26.633	34.015	210.5	10:03:49.582	3		1:39.580	37.878	27.254	34.448	206.1	10:04:02.003
4		6:11.545 P	41.964	26.870	5:02.711	211.7	10:10:01.127	4		1:39.430	37.876	27.171	34.383	209.7	10:05:41.433
5		1:49.797	46.504	28.453	34.840	185.5	10:11:50.924	5		1:38.501	37.530	26.890	34.081	210.5	10:07:19.934
6		1:40.418	38.252	27.735	34.431	189.1	10:13:31.342	6		3:37.007 P	38.119	27.564	2:31.324	208.4	10:10:56.941
7		1:36.628	36.929	26.159	33.540	209.3	10:15:07.970	7		1:56.623	48.148	32.881	35.594	198.8	10:12:53.564
8		1:36.373	36.745	26.105	33.523	212.1	10:16:44.343	8		1:42.002	40.182	27.346	34.474	208.4	10:14:35.566
9		6:31.502 P	37.735	27.557	5:26.210	210.1	10:23:15.845	9		1:37.613	36.822	26.700	34.091	209.3	10:16:13.179
10		1:48.060	45.611	27.251	35.198	207.2	10:25:03.905	10		1:37.346	36.983	26.602	33.761	209.7	10:17:50.525
11		1:39.531	37.818	26.893	34.820	208.8	10:26:43.436	11		4:48.850 P	37.657	27.524	3:43.669	208.0	10:22:39.375
12		1:36.129	36.630	26.083	33.416	212.1	10:28:19.565	12		1:51.103	46.068	29.093	35.942	204.9	10:24:30.478
13		1:36.208	36.567	26.067	33.574	211.3	10:29:55.773	13		1:49.982	39.476	30.468	40.038	151.0	10:26:20.460
14			36.570	26.197		211.7		14		1:36.624	36.740	26.329	33.555	212.5	10:27:57.084
15		1:36.600						15		1:36.600	36.657	26.299	33.644	213.8	10:29:33.684
16		1:37.087						16		1:37.087	36.739	26.476	33.872	213.4	10:31:10.771
17								17			43.046	32.779		137.7	

28

Cameron Das

Dallara F312

58

Javier Gonzalez

R

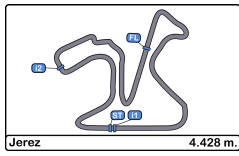
Dallara F312

Carlin Motorsport

Drivex School

Lap	D	Time	Sector 1	Sector 2	Sector 3	T. Spd	Elapsed	Lap	D	Time	Sector 1	Sector 2	Sector 3	T. Spd	Elapsed
1		10:00:17.096 P			10:00:17.096		10:00:17.096	1		10:00:28.190 P			10:00:28.190		10:00:28.190
2		1:49.678	44.556	27.977	37.145	204.5	10:02:06.774	2		2:01.658	51.057	31.455	39.146	171.1	10:02:29.848
3		1:38.055	37.334	26.701	34.020	210.1	10:03:44.829	3		1:44.870	41.588	29.110	34.172	177.3	10:04:14.718
4		3:51.045 P	37.068	26.549	2:47.428	210.9	10:07:35.874	4		1:36.733	36.632	26.206	33.895	213.4	10:05:51.451
5		1:46.665	43.921	27.949	34.795	166.4	10:09:22.539	5		1:36.596	36.644	26.157	33.795	213.8	10:07:28.047
6		1:39.089	37.940	26.894	34.255	205.7	10:11:01.628	6		1:49.157	43.871	30.433	34.853	198.1	10:09:17.204
7		1:36.416	36.619	26.172	33.625	211.3	10:12:38.044	7		1:36.659	36.693	26.229	33.737	213.0	10:10:53.863
8		9:32.945 P	36.722	26.170	8:30.053	210.9	10:22:10.989	8		11:08.578 P	36.834	26.373	10:05.371	211.7	10:22:02.441
9		1:49.107	44.950	28.821	35.336	179.7	10:24:00.096	9		1:58.931	50.265	31.060	37.606	176.1	10:24:01.372
10		1:42.640	38.169	27.597	36.874	197.8	10:25:42.736	10		1:47.657	39.344	29.645	38.668	174.1	10:25:49.029
11		1:36.174	36.614	26.041	33.519	213.4	10:27:18.910	11		1:36.247	36.574	26.163	33.510	212.5	10:27:25.276
12		1:36.163	36.477	26.049	33.637	214.7	10:28:55.073	12		1:46.598	40.474	31.493	34.631	204.9	10:29:11.874
13			36.553	26.293		213.8		13		1:36.228	36.569	26.120	33.539	212.1	10:30:48.102
14								14			43.811	31.342		199.2	





Circuito de Jerez
Euroformula Open
Qualifying - 2
Lap Analysis



77

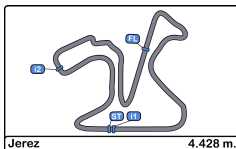
Guilherme Samaia

Dallara F312

RP Motorsport

Lap	D	Time	Sector 1	Sector 2	Sector 3	T. Spd	Elapsed
1		10:00:25.442 P			10:00:25.442		10:00:25.442
2		1:50.980	46.267	29.482	35.231	198.1	10:02:16.422
3		1:41.994	38.861	28.344	34.789	208.4	10:03:58.416
4		4:11.102 P	37.929	27.260	3:05.913	210.1	10:08:09.518
5		1:52.117	45.855	29.519	36.743	205.3	10:10:01.635
6		1:43.757	38.524	27.890	37.343	206.5	10:11:45.392
7		1:37.314	36.971	26.568	33.775	209.3	10:13:22.706
8		1:37.499	37.006	26.592	33.901	208.4	10:15:00.205
9		1:37.567	37.112	26.665	33.790	209.7	10:16:37.772
10		6:48.278 P	38.135	27.805	5:42.338	208.4	10:23:26.050
11		1:51.479	46.315	28.909	36.255	202.6	10:25:17.529
12		1:42.667	37.924	27.468	37.275	208.0	10:27:00.196
13		1:36.912	36.848	26.407	33.657	210.1	10:28:37.108
14		1:37.066	36.839	26.473	33.754	210.5	10:30:14.174
15			39.851	29.670		206.8	



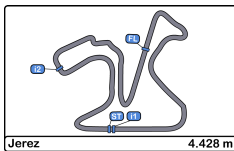


Circuito de Jerez
Euroformula Open
Qualifying - 2
Best Sectors Results



Sector - 1				Sector - 2				Sector - 3				Ideal Lap vs Best Lap				
Clas	Nº	Driver	Time	Nº	Driver	Time	Nº	Driver	Time	Clas	Nº	Driver	Ideal Lap	Best Lap	Clas	
1	4	Felipe Drugovich	36.213	10	Bent Viscaal	25.850	10	Bent Viscaal	33.270	1	4	Felipe Drugovich	1:35.545	1:35.576	1	
2	10	Bent Viscaal	36.428	4	Felipe Drugovich	25.987	4	Felipe Drugovich	33.345	2	10	Bent Viscaal	1:35.548	1:35.689	2	
3	28	Cameron Das	36.477	8	Lukas Dunner	26.014	18	Marcos Siebert	33.416	3	28	Cameron Das	1:36.037	1:36.163	4	
4	11	Petru Florescu	36.559	28	Cameron Das	26.041	34	Matheus Iorio	33.418	4	18	Marcos Siebert	1:36.050	1:36.129	3	
5	18	Marcos Siebert	36.567	18	Marcos Siebert	26.067	58	Javier Gonzalez	33.510	5	11	Petru Florescu	1:36.185	1:36.328	8	
6	58	Javier Gonzalez	36.569	11	Petru Florescu	26.094	28	Cameron Das	33.519	6	34	Matheus Iorio	1:36.194	1:36.239	6	
7	8	Lukas Dunner	36.577	58	Javier Gonzalez	26.120	11	Petru Florescu	33.532	7	58	Javier Gonzalez	1:36.199	1:36.228	5	
8	34	Matheus Iorio	36.617	34	Matheus Iorio	26.159	51	Aldo Festante	33.555	8	8	Lukas Dunner	1:36.325	1:36.325	7	
9	51	Aldo Festante	36.657	1	David Schumacher	26.241	1	David Schumacher	33.602	9	51	Aldo Festante	1:36.511	1:36.600	9	
10	3	Christian Hahn	36.663	3	Christian Hahn	26.257	77	Guilherme Samaia	33.657	10	1	David Schumacher	1:36.516	1:36.614	10	
11	1	David Schumacher	36.673	51	Aldo Festante	26.299	8	Lukas Dunner	33.734	11	3	Christian Hahn	1:36.724	1:36.848	11	
12	5	Dev Gore	36.762	77	Guilherme Samaia	26.407	3	Christian Hahn	33.804	12	77	Guilherme Samaia	1:36.903	1:37.066	12	
13	77	Guilherme Samaia	36.839	5	Dev Gore	26.467	5	Dev Gore	33.829	13	5	Dev Gore	1:37.058	1:37.083	13	



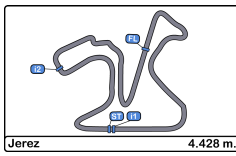


Circuito de Jerez
Euroformula Open
Qualifying - 2
Best 5 Lap Times



Cls	Nº	Entrant	Nat	Driver	Nat	Cat	Cls	Chassis	Team	Best 1		Best 2		Best 3		Best 4		Best 5	
										Time	Lap	Time	Lap	Time	Lap	Time	Lap	Time	Lap
1	4	RP Motorsport	ITA	Felipe Drugovich	BRA			Dallara F312	RP Motorsport	1:35.576	11	1:36.004	12	1:36.209	7	1:38.091	10	1:40.889	3
2	10	RACE	ESP	Bent Viscaal	NLD	R	1	Dallara F312	Teo Martin Motorsport	1:35.689	12	1:35.984	13	1:36.147	7	1:36.151	8	1:38.743	3
3	18	Campos Racing	ESP	Marcos Siebert	ARG			Dallara F312	Campos Racing	1:36.129	12	1:36.208	13	1:36.373	8	1:36.628	7	1:39.531	11
4	28	Carlin Motorsport	GBR	Cameron Das	USA			Dallara F312	Carlin Motorsport	1:36.163	12	1:36.174	11	1:36.416	7	1:38.055	3	1:39.089	6
5	58	Drivex School	ESP	Javier Gonzalez	MEX	R	2	Dallara F312	Drivex School	1:36.228	13	1:36.247	11	1:36.596	5	1:36.659	7	1:36.733	4
6	34	Carlin Motorsport	GBR	Matheus Iorio	BRA			Dallara F312	Carlin Motorsport	1:36.239	10	1:36.501	12	1:36.525	7	1:36.553	11	1:36.659	6
7	8	Drivex School	ESP	Lukas Dunner	AUT	R	3	Dallara F312	Drivex School	1:36.325	12	1:36.522	13	1:36.581	11	1:37.410	4	1:37.717	5
8	11	Campos Racing	ESP	Petru Florescu	ROU			Dallara F312	Campos Racing	1:36.328	11	1:36.361	12	1:37.093	6	1:37.099	7	1:41.854	10
9	51	RACE	ESP	Aldo Festante	ITA	R	4	Dallara F312	Teo Martin Motorsport	1:36.600	15	1:37.087	16	1:37.613	9	1:38.501	5	1:39.430	4
10	1	RP Motorsport	ITA	David Schumacher	DEU	R	5	Dallara F312	RP Motorsport	1:36.614	13	1:36.891	12	1:37.248	14	1:39.169	8	1:39.243	6
11	3	RP Motorsport	ITA	Christian Hahn	BRA			Dallara F312	RP Motorsport	1:36.848	13	1:36.892	14	1:36.906	15	1:37.432	7	1:37.902	9
12	77	RP Motorsport	ITA	Guilherme Samaia	BRA			Dallara F312	RP Motorsport	1:37.066	14	1:37.314	7	1:37.499	8	1:37.567	9	1:41.994	3
13	5	Carlin Motorsport	GBR	Dev Gore	USA	R	6	Dallara F312	Carlin Motorsport	1:37.083	13	1:37.219	8	1:37.316	7	1:37.470	15	1:38.984	4



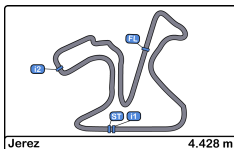


Circuito de Jerez
Euroformula Open
Qualifying - 2
Best 5 Top Speeds



Cls	Nº	Entrant	Nat	Driver	Nat	Cat	Cls	Chassis	Team	Top 1		Top 2		Top 3		Top 4		Top 5		Avg
										Km/h	Lap	Km/h	Lap	Km/h	Lap	Km/h	Lap	Km/h	Lap	
1	28	Carlin Motorsport	GBR	Cameron Das	USA			Dallara F312	Carlin Motorsport	214.7	12	213.8	13	213.4	11	211.3	7	210.9	4	212.8
2	3	RP Motorsport	ITA	Christian Hahn	BRA			Dallara F312	RP Motorsport	213.8	15	213.4	13	213.4	14	212.5	9	212.1	12	213.1
3	51	RACE	ESP	Aldo Festante	ITA	R	1	Dallara F312	Teo Martin Motorsport	213.8	15	213.4	16	212.5	14	210.5	5	209.7	4	212.0
4	58	Drivex School	ESP	Javier Gonzalez	MEX	R	2	Dallara F312	Drivex School	213.8	5	213.4	4	213.0	7	212.5	11	212.1	13	213.0
5	4	RP Motorsport	ITA	Felipe Drugovich	BRA			Dallara F312	RP Motorsport	213.0	11	212.5	12	211.3	7	210.1	4	210.1	6	211.4
6	8	Drivex School	ESP	Lukas Dunner	AUT	R	3	Dallara F312	Drivex School	213.0	12	212.1	13	211.7	11	211.3	4	209.7	5	211.6
7	11	Campos Racing	ESP	Petru Florescu	ROU			Dallara F312	Campos Racing	213.0	7	213.0	12	211.7	6	211.3	8	211.3	11	212.1
8	10	RACE	ESP	Bent Viscaal	NLD	R	4	Dallara F312	Teo Martin Motorsport	212.5	12	212.5	13	211.7	7	211.3	8	210.9	9	211.8
9	5	Carlin Motorsport	GBR	Dev Gore	USA	R	5	Dallara F312	Carlin Motorsport	212.1	13	211.3	15	210.9	12	210.5	4	210.5	8	211.1
10	18	Campos Racing	ESP	Marcos Siebert	ARG			Dallara F312	Campos Racing	212.1	8	212.1	12	211.7	4	211.7	14	211.3	13	211.8
11	34	Carlin Motorsport	GBR	Matheus Iorio	BRA			Dallara F312	Carlin Motorsport	211.7	10	211.7	12	211.3	11	210.1	6	210.1	7	211.0
12	1	RP Motorsport	ITA	David Schumacher	DEU	R	6	Dallara F312	RP Motorsport	211.3	13	210.9	12	210.5	14	209.3	7	209.3	11	210.2
13	77	RP Motorsport	ITA	Guilherme Samaia	BRA			Dallara F312	RP Motorsport	210.5	14	210.1	4	210.1	13	209.7	9	209.3	7	209.9



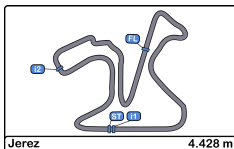


Circuito de Jerez
Euroformula Open
Qualifying - 2
Fastest Laps Sequence



Lap	Time of Day	Session Time	Nº	Entrant	Nat	Driver	Nat	Cat	Chassis	Team	Time	Km/h
2	10:01:54.569	1:54.569	10	RACE	ESP	Bent Viscaal	NLD	R	Dallara F312	Teo Martin Motorsport	1:48.317	147.1
2	10:03:02.297	3:02.297	8	Drivex School	ESP	Lukas Dunner	AUT	R	Dallara F312	Drivex School	1:48.212	147.3
3	10:03:33.312	3:33.312	10	RACE	ESP	Bent Viscaal	NLD	R	Dallara F312	Teo Martin Motorsport	1:38.743	161.4
3	10:03:44.829	3:44.829	28	Carlin Motorsport	GBR	Cameron Das	USA		Dallara F312	Carlin Motorsport	1:38.055	162.5
4	10:05:51.451	5:51.451	58	Drivex School	ESP	Javier Gonzalez	MEX	R	Dallara F312	Drivex School	1:36.733	164.7
5	10:07:28.047	7:28.047	58	Drivex School	ESP	Javier Gonzalez	MEX	R	Dallara F312	Drivex School	1:36.596	165.0
7	10:12:38.044	12:38.044	28	Carlin Motorsport	GBR	Cameron Das	USA		Dallara F312	Carlin Motorsport	1:36.416	165.3
7	10:12:48.665	12:48.665	10	RACE	ESP	Bent Viscaal	NLD	R	Dallara F312	Teo Martin Motorsport	1:36.147	165.7
12	10:28:19.565	28:19.565	18	Campos Racing	ESP	Marcos Siebert	ARG		Dallara F312	Campos Racing	1:36.129	165.8
11	10:28:52.734	28:52.734	4	RP Motorsport	ITA	Felipe Drugovich	BRA		Dallara F312	RP Motorsport	1:35.576	166.7



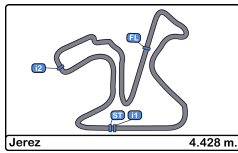


Circuito de Jerez
Euroformula Open
Qualifying - 2
Event Best Maximum Speed



Nº	Entrant	Nat	Driver	Nat	Cat	Clas	Chassis	Team	Km/h	Session
10	RACE	ESP	Bent Viscaal	NLD	R	1	Dallara F312	Teo Martin Motorsport	219.5	Qualifying - 1
8	Drivex School	ESP	Lukas Dunner	AUT	R	2	Dallara F312	Drivex School	217.7	Qualifying - 1
5	Carlin Motorsport	GBR	Dev Gore	USA	R	3	Dallara F312	Carlin Motorsport	217.3	Qualifying - 1
28	Carlin Motorsport	GBR	Cameron Das	USA			Dallara F312	Carlin Motorsport	217.3	Race - 1
34	Carlin Motorsport	GBR	Matheus Iorio	BRA			Dallara F312	Carlin Motorsport	216.8	Qualifying - 1
7			Volkswagen				Dallara F312		216.4	Free Practice - 1
4	RP Motorsport	ITA	Felipe Drugovich	BRA			Dallara F312	RP Motorsport	216.0	Qualifying - 1
58	Drivex School	ESP	Javier Gonzalez	MEX	R	4	Dallara F312	Drivex School	216.0	Qualifying - 1
18	Campos Racing	ESP	Marcos Siebert	ARG			Dallara F312	Campos Racing	216.0	Race - 1
3	RP Motorsport	ITA	Christian Hahn	BRA			Dallara F312	RP Motorsport	215.5	Qualifying - 1
11	Campos Racing	ESP	Petru Florescu	ROU			Dallara F312	Campos Racing	215.1	Qualifying - 1
51	RACE	ESP	Aldo Festante	ITA	R	5	Dallara F312	Teo Martin Motorsport	214.2	Qualifying - 1
77	RP Motorsport	ITA	Guilherme Samaia	BRA			Dallara F312	RP Motorsport	213.0	Race - 1
1	RP Motorsport	ITA	David Schumacher	DEU	R	6	Dallara F312	RP Motorsport	213.0	Race - 1
6			Mercedes				Dallara F312		210.5	Free Practice - 1





Circuito de Jerez
Euroformula Open
Qualifying - 2
Pit Stop Analysis



1 David Schumacher R RP Motorsport
 Dallara F312

Nr.	In Day Time	In Time	Out Time	Pit Time	T. Pit Time	Handicap	Penalty
1	10:05:33.411	10:05:33.411	10:07:54.467	2:21.056	2:21.056		
2	10:16:12.987	10:16:12.987	10:22:43.173	6:30.186	8:51.242		

3 Christian Hahn RP Motorsport
 Dallara F312

Nr.	In Day Time	In Time	Out Time	Pit Time	T. Pit Time	Handicap	Penalty
1	10:05:42.949	10:05:42.949	10:08:07.009	2:24.060	2:24.060		
2	10:18:04.303	10:18:04.303	10:22:51.936	4:47.633	7:11.693		

4 Felipe Drugovich RP Motorsport
 Dallara F312

Nr.	In Day Time	In Time	Out Time	Pit Time	T. Pit Time	Handicap	Penalty
1	10:05:29.165	10:05:29.165	10:07:51.740	2:22.575	2:22.575		
2	10:14:28.467	10:14:28.467	10:23:40.938	9:12.471	11:35.046		

5 Dev Gore R Carlin Motorsport
 Dallara F312

Nr.	In Day Time	In Time	Out Time	Pit Time	T. Pit Time	Handicap	Penalty
1	10:07:04.144	10:07:04.144	10:08:36.965	1:32.821	1:32.821		
2	10:17:00.380	10:17:00.380	10:22:14.733	5:14.353	6:47.174		

8 Lukas Dunner R Drivex School
 Dallara F312

Nr.	In Day Time	In Time	Out Time	Pit Time	T. Pit Time	Handicap	Penalty
1	10:13:11.814	10:13:11.814	10:23:09.886	9:58.072	9:58.072		

10 Bent Viscaal R Teo Martin Motorsport
 Dallara F312

Nr.	In Day Time	In Time	Out Time	Pit Time	T. Pit Time	Handicap	Penalty
1	10:05:06.542	10:05:06.542	10:07:27.946	2:21.404	2:21.404		
2	10:15:56.139	10:15:56.139	10:24:05.488	8:09.349	10:30.753		

11 Petru Florescu Campos Racing
 Dallara F312

Nr.	In Day Time	In Time	Out Time	Pit Time	T. Pit Time	Handicap	Penalty
1	10:04:21.858	10:04:21.858	10:09:25.726	5:03.868	5:03.868		
2	10:17:52.210	10:17:52.210	10:23:22.649	5:30.439	10:34.307		

18 Marcos Siebert Campos Racing
 Dallara F312

Nr.	In Day Time	In Time	Out Time	Pit Time	T. Pit Time	Handicap	Penalty
1	10:05:26.877	10:05:26.877	10:10:01.127	4:34.250	4:34.250		
2	10:18:18.229	10:18:18.229	10:23:15.845	4:57.616	9:31.866		

28 Cameron Das Carlin Motorsport
 Dallara F312

Nr.	In Day Time	In Time	Out Time	Pit Time	T. Pit Time	Handicap	Penalty
1	10:05:16.090	10:05:16.090	10:07:35.874	2:19.784	2:19.784		
2	10:14:09.216	10:14:09.216	10:22:10.989	8:01.773	10:21.557		

34 Matheus Iorio Carlin Motorsport
 Dallara F312

Nr.	In Day Time	In Time	Out Time	Pit Time	T. Pit Time	Handicap	Penalty
1	10:05:20.413	10:05:20.413	10:08:47.364	3:26.951	3:26.951		

2 10:15:23.129 10:15:23.129 10:22:31.401 7:08.272 10:35.223
51 Aldo Festante R Teo Martin Motorsport
 Dallara F312

Nr.	In Day Time	In Time	Out Time	Pit Time	T. Pit Time	Handicap	Penalty
1	10:08:55.374	10:08:55.374	10:10:56.941	2:01.567	2:01.567		
2	10:19:24.470	10:19:24.470	10:22:39.375	3:14.905	5:16.472		

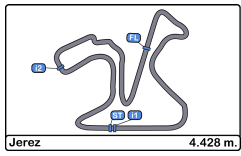
58 Javier Gonzalez R Drivex School
 Dallara F312

Nr.	In Day Time	In Time	Out Time	Pit Time	T. Pit Time	Handicap	Penalty
1	10:12:24.815	10:12:24.815	10:22:02.441	9:37.626	9:37.626		

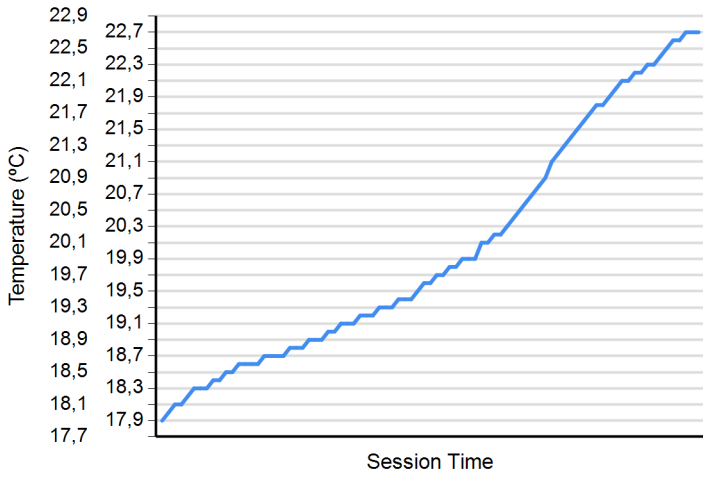
77 Guilherme Samaia RP Motorsport
 Dallara F312

Nr.	In Day Time	In Time	Out Time	Pit Time	T. Pit Time	Handicap	Penalty
1	10:05:32.552	10:05:32.552	10:08:09.518	2:36.966	2:36.966		
2	10:18:12.464	10:18:12.464	10:23:26.050	5:13.586	7:50.552		

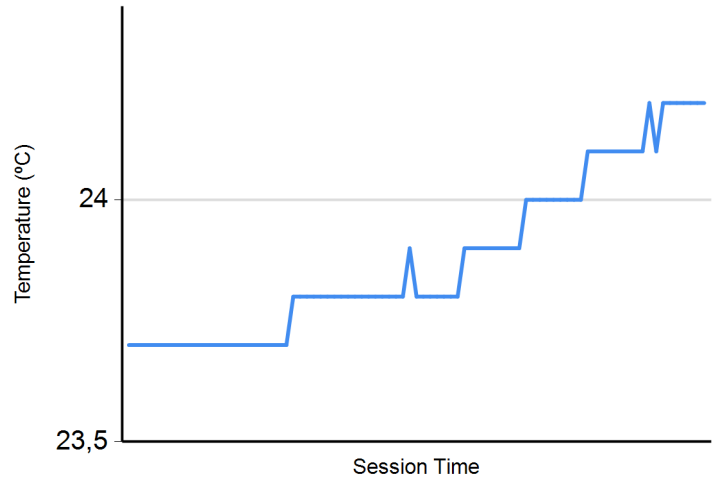




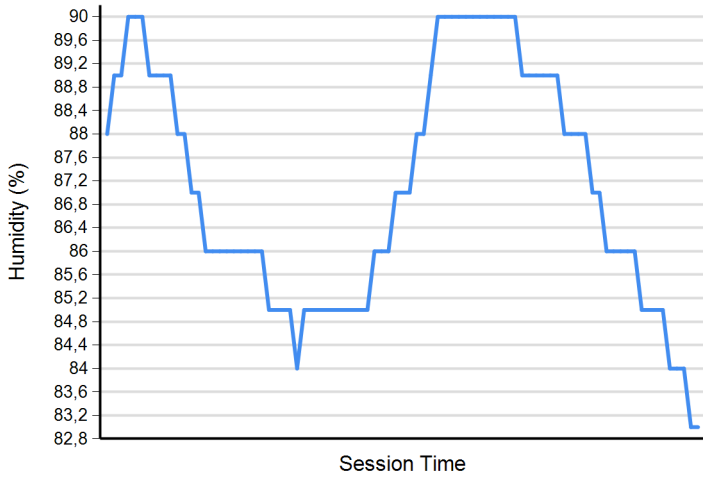
Air Temperature



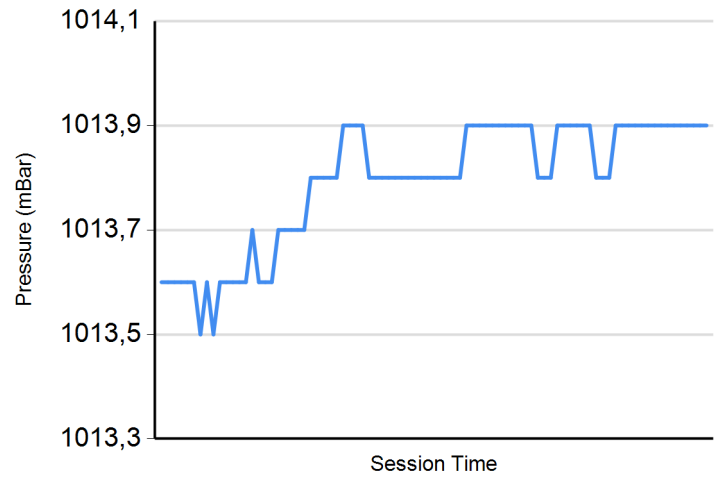
Track Temperature



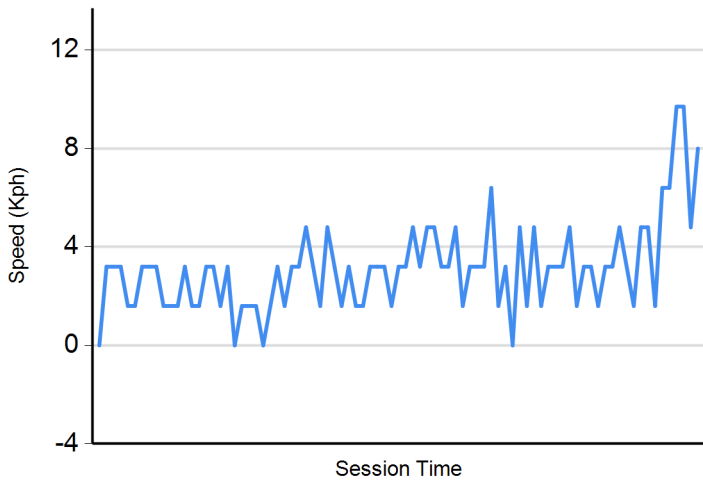
Humidity



Pressure



Wind Speed



Wind direction

North = 0°/360° Est = 90° South = 180° West = 270°

