

Multifunctional electrical installation tester MI 3136 EurotestCOMBO XC

Multifunctional electrical installation tester



Low-voltage electrical safety is one of the most important considerations when protecting domestic and office users. For anyone committed to ensuring reliable, compliant, and user-friendly safety testing, the MI 3136 EurotestCOMBO XC is an exceptional choice. Its compact, portable design makes it suitable for a wide range of applications. The instrument delivers fast, accurate results while helping technicians maintain the highest electrical safety standards.

KEY FEATURES

- **5,2 Ah Li-ion battery;**
- Universal **USB Type-C** connector for **fast charging (15 V, 3 A, 45 W)** and communication with PCs;
- **Fast manipulation** via 4.3" TFT **high-resolution colour touchscreen** for test preparation and data storage;
- **Separated RCD type and current shape in RCD measurements;**
- Automated RCD testing procedure (RCD AUTO);

- Predefined automatic tests:
 - Auto TT;
 - Auto TT RCD;
 - Auto TN;
 - Auto TN RCD.
- Predefined AUTO SEQUENCES;
- Built-in help screens for referencing on site;
- Built-in fuse tables for automatic evaluation of the line / loop impedance result;
- Real-time L-N, L-PE, N-PE voltage monitoring;
- Automatic polarity reversal on continuity test;
- Measurement filtering according to the selected area group;

- **Wi-Fi** and **Bluetooth®** connectivity for **fast communication** with Metrel Cloud for measurement planning, data management and reporting. *
- Metrel Cloud Storage compatible.
- Metrel Cloud App compatible.
- PC SW Metrel ES Manager: Enables creation of test structures, professional test reports and data transfer for archiving. *

** Available with MESM PRO and Metrel Cloud licences.*

TECHNICAL SPECIFICATION

Main function	Sub-function	Measuring range	Resolution	Accuracy	
CONTINUITY	Test current 8,5 mA 2-wire	0.0 Ω ... 19.99 Ω	0.1 Ω	±(5 % of reading + 3 digits)	
		20 Ω ... 1999 Ω	1 Ω	±(5 % of reading + 3 digits)	
	Test current 200 mA 2-wire	0.00 Ω ... 19.99 Ω	0.01 Ω	±(3 % of reading + 3 digits)	
		20.0 Ω ... 199.9 Ω	0.1 Ω	±(5 % of reading)	
		200.0 Ω ... 1999 Ω	1 Ω	±(5 % of reading)	
	Rpe (RCD: No)	0.00 Ω ... 19.99 Ω	0.01 Ω	±(5 % of reading + 5 digits)	
		20.0 Ω ... 199.9 Ω	0.1 Ω	±(5 % of reading + 5 digits)	
		200 Ω ... 1999 Ω	1 Ω	±(5 % of reading + 5 digits)	
	Rpe (RCD: Yes, no trip out)	0.00 Ω ... 19.99 Ω	0.01 Ω	±(5 % of reading + 10 digits)	
		20.0 Ω ... 99.9 Ω	0.1 Ω	±(5 % of reading + 10 digits)	
		100 Ω ... 199.9 Ω	0.1 Ω	±10 % of reading	
		200 Ω ... 1999 Ω	1 Ω	±10 % of reading	
INSULATION RESISTANCE	R iso test voltage 50/100/250 V	0.00 MΩ ... 19.99 MΩ	0.01 MΩ	±(5 % of reading + 3 digits)	
		20.0 MΩ ... 99.9 MΩ	0.1 MΩ	±(10 % of reading)	
		100.0 MΩ ... 199.9 MΩ	0.1 MΩ	±(20 % of reading)	
	R iso test voltage 500 V	0.00 MΩ ... 19.99 MΩ	0.01 MΩ	±(5 % of reading + 3 digits)	
		20.0 MΩ ... 199.9 MΩ	0.1 MΩ	±(5 % of reading)	
		200 MΩ ... 999 MΩ	1 MΩ	±(10 % of reading)	
	R iso test voltage 1000 V	0.00 MΩ ... 19.99 MΩ	0.01 MΩ	±(5 % of reading + 3 digits)	
		20.0 MΩ ... 199.9 MΩ	0.1 MΩ	±(5 % of reading)	
		200 MΩ ... 999 MΩ	1 MΩ	Indicative	
	Um	0 V ... 1200 V	1 V	±(3 % of reading + 3 digits)	
	RCD	RCD Uc	0.0 V ... 19.9 V	0.1 V	(-0 %/+15 %) of reading ± 10 digits
			20.0 V ... 99.9 V	0.1 V	(-0 %/+15 %) of reading
RCD RL (0.3 × IΔN)		0 ... 9999 Ω	1 Ω	Calculated value (RL=U/IΔN)	
RCD (t)		0.0 ms ... 40.0 ms	0.1 ms	±1 ms	
		40.1 ms ... 999.9 ms	0.1 ms	±3 ms	
		1000 ms ... 1999 ms	1 ms	±3 ms	
		2.00 s ... 10.00 s	10 ms	±10 ms	
RCD I Ramp		0.1 m... 99.9 mA 0.1 mA ± 10 %		±10 %	
		100 m ... 999 mA 1 mA ± 10 %		±10 %	
		1.00 ... 1.10 A 10 mA ± 10 %		±10 %	
IMPEDANCE	Zline (L-L, L-N), Zloop (L-PE)	0.00 Ω ... 9.99 Ω	0.01 Ω	±(3 % of reading + 3 digits)	
		10.0 Ω ... 99.9 Ω	0.1 Ω	±(3 % of reading + 3 digits)	
		100 Ω ... 999 Ω	1 Ω	±(10 % of reading)	
		1.00 kΩ ... 9.99 kΩ	10 Ω	±(10 % of reading)	
	Zs RCD	0.00 Ω ... 9.99 Ω	0,01 Ω	±(5 % of reading + 10 digits)	
		10.0 Ω ... 99.9 Ω	0,1 Ω	±(5 % of reading + 10 digits)	
		100 Ω ... 999 Ω	1 Ω	±(10 % of reading)	
		1.00 kΩ ... 9.99 kΩ	10 Ω	±(10 % of reading)	
	Uc	0.0 % ... 99.9 %	0.1 %	Relative accuracy of Uc is equal to relative accuracy of Z	
	VOLTAGE	Voltage	0 V ... 550 V	1 V	±(2 % of reading + 2 digits)
		Frequency	14.0 Hz ... 499.9 Hz	0.1 Hz	±(0.2 % of reading + 1 digit)
	EARTH RESISTANCE	3-wire	0.00 Ω ... 19.99 Ω	0.01 Ω	±(5 % of reading + 5 digits)
20.0 Ω ... 199.9 Ω			0.1 Ω	±(5 % of reading + 5 digits)	
200.0 Ω ... 9999 Ω			1 Ω	±(5 % of reading + 5 digits)	
GENERAL	Power supply	7.2 V (5200 mAh) Li-ion battery pack			
	Measuring category	600 V CAT III; 300 V CAT IV			
	Protection class	Double insulation			
	COM port	Bluetooth, USB Type-C			
	Display	Colour TFT display, 4.3 inch, 480 x 272 pixels			
	Weight	1.35 kg			
	Size (l x h x w)	272 x 152 x 70 mm			

USED FOR

- Initial and periodic testing and inspections of domestic and small-office low-voltage installations;
- Testing of TT and TN systems;
- Fire safety and hazards testing;
- Installation troubleshooting;
- Electric vehicle supply equipment (EVSE) testing;
- Maintenance (e.g. after repair);
- Low-voltage earthing and lightning protection.

USED BY

- Electrical installation companies;
- Electrical inspectors;
- Electricians;
- Technical aid organizations (fire brigades, ministry of defence, healthcare, etc.);
- Facility maintenance personnel (hotels and restaurants);
- Construction businesses;
- Office-based businesses;
- Public sector;
- Rental companies;
- Students.

STANDARDS

Functionality

- IEC/EN 61557

Electromagnetic compatibility (EMC)

- EN 61326-1
- EN 61326-2-2

Safety (LVD)

- EN 61010-1
- EN 61010-2-030
- EN 61010-031
- EN 61010-2-032

Reference standards for electrical installations and components

- HD 60364-6 (DIN VDE 0100 600)
- BS 7671
- AS/NZS 3017
- IEC 60364-4-41 (DIN VDE 0100 410)
- EN 61008
- EN 61009
- IEC 60364 5 53 (DIN VDE 0105 100)
- IEC 60364 2 41 (DIN VDE 0122 1)
- IEC 62752
- IEC 62955



OPTIONAL ACCESSORIES















Photo	Order No.	Acc. description
	A 1314 BLK	Schuko commander, Black
	A 1401 BLK	Tip commander, Black
	A 1014	Test probe, Black
	A 1015	Test probe, Blue
	A 1062	Test probe, Green
	A 1298	Test probe, Brown
	A 1013	Crocodile clip, Black
	A 1310	Crocodile clip, Blue
	A 1309	Crocodile clip, Green
	A 1297	Crocodile clip, Brown
	A 1193	Test cable, BLK/GRN/BLU, 1.5m, 0.75mm2
	A 1053	Test cable, 1.5m, 0.75mm2
	A 1857	USB cable, Type C
	A 1289	Soft padded carrying bag Size: M

Photo	Order No.	Acc. description
	A 1191	Receiver 10k
	A 1012	Test lead, Green, 4m, 0.75mm2
	A 1154	Test lead, Black, 4m, 0.75mm2
	A 1153	Test lead, Black, 20m, 0.75mm2, Reel
	A 1164	Test lead, Black, 50m, 0.75mm2, Reel
	A 1778	Test probe, Black - Magnet tip
	A 1854	Telescopic probe CAT IV 1000V, Lmax = 2.1m
	A 1110	3 phase adapter
	A 1111	3 phase adapter with switch-16A
	S 2058	Isolation resistance measurement set
	S 2026	3-wire Earth measurement set, 20m
	S 2027	3-wire Earth measurement set, 50m
	S 2143	Test probe set, Black/Blue/Green-Dia = 2mm
	CS 2099	Eurocheck

ORDERING INFORMATION






MI 3136 Standard set (ST)


- Instrument MI 3136 EurotestCOMBO XC
- 1x A 1014 Test probe, Black
- 1x A 1015 Test probe, Blue
- 1x A 1062 Test probe, Green
- 1x A 1013 Crocodile clip, Black
- 1x A 1310 Crocodile clip, Blue
- 1x A 1309 Crocodile clip, Green
- 1x A 1193 Test cable, BLK/GRN/BLU, 1.5m, 0.75mm2
- 1x A 1053 Test cable, 1.5m, 0.75mm2
- 1x A 1857 USB cable, Type C
- Calibration certificate
- Short instruction manual
- Instruction manual*
- Metrel ES Manager BASIC Licence*
- SW 1201 Metrel ES Manager (program installation)*

*SW 1201 Metrel ES Manager and all documentation can be downloaded free of charge from Metrel Web server (<https://www.metrel.si/en/downloads/>) or Metrel Documentation center (<https://doc.metrel.si/>).

SOFTWARE

Photo	Order No.	Acc. description
	SW 1201	Metrel Electrical Safety Manager (MESM)
	SW 1404	Metrel Cloud Storage
	SW 1406	Metrel Cloud App

CAN BE USED TOGETHER WITH

Photo	Order No.	Acc. description
	A 1532 XA	EVSE Adapter XA

METREL d.o.o.

Test and Measurement Equipment
Ljubljanska 77, SI-1354 Horjul, Slovenia
T +386 (0)1 75 58 200
info@metrel.si
www.metrel.si

Note! Photographs in this catalogue may slightly differ from the instruments at the time of delivery. Subject to technical change without notice.