

THERMOCOUPLE, PT100 & THERMISTOR PROBES


Thermometers are only part of the system; of equal importance is the design of the temperature probes used to physically measure the item. ETI manufacture an extensive range of probes to compliment our range of instrumentation.

RESPONSE TIMES

The response time is the time taken for the sensor to reach $2/3^{\text{rds}}$ of the final reading and is the standard means of measuring probe response times. Five times the quoted response time is the figure normally required to obtain 100 % of the reading. Response times are dependent upon the substance being measured and in the case of liquid or gas, upon the degree of agitation. It is therefore difficult to quote an accurate response time without knowledge of the application. The results given in this catalogue were obtained in a stirred oil bath and may differ from those obtained under other conditions but can be used as a general guide when selecting probes.

HANDLE TYPES

Where appropriate, each probe is supplied with a hexagonal, small rounded, ribbed heavy duty or T-shaped handle. To reduce bacterial growth, probe handles contain Biomaster Antimicrobial Technology.




HEXAGONAL

Manufactured from nylon and available in black. Maximum temperature is 105 °C.



T-SHAPED

Manufactured from polypropylene and available in black or white. Maximum temperature is 105 °C.



SMALL ROUNDED

Manufactured from nylon and available in black. Maximum temperature is 105 °C.



RIBBED HEAVY DUTY

Manufactured from polypropylene and available in black or white. Maximum temperature is 85 °C. Available with colour-coded caps.

PROBE ACCURACY SPECIFICATIONS

K Thermocouple Probes/Sensors

All type K thermocouple probes/sensors are manufactured from Class 1 type K thermocouple wire as detailed in the British Standard BS EN 60584-1:2013, and meet the following accuracy specification:

- ± 1.5 °C between -40 & 375 °C
- ± 0.4 % between 375 & 1000 °C

T Thermocouple Probes/Sensors

All type T thermocouple probes/sensors are manufactured from Class 1 type T thermocouple wire as detailed in the British Standard BS EN 60584-1:2013, and meet the following accuracy specification:

- ± 0.5 °C between -40 & 125 °C
- ± 0.4 % between 125 & 400 °C

NTC Thermistor Probes/Sensors

The tolerance specification for all ETI manufactured thermistor probes is as follows:

- ± 0.4 °C between -20 & 100 °C
- ± 0.2 °C between 0 & 70 °C
- ± 0.3 °C between -10 & 0 °C

High Accuracy K Thermocouple Probes/Sensors (indicated in the catalogue with the icon)

ETI high accuracy type K probes are manufactured from Class 1 type K thermocouple wire which is chosen for improved accuracy and performance and meet the following accuracy specification:

- ± 0.5 °C between 0 & 100 °C

High Accuracy T Thermocouple Probes/Sensors (indicated in the catalogue with the icon)

ETI high accuracy type T probes are manufactured from Class 1 type T thermocouple wire which is chosen for improved accuracy and performance and meet the following accuracy specification:

- ± 0.2 °C between -20 & 70 °C






















PT100/RTD Probes/Sensors

All PT100/RTD probes/sensors are manufactured from Class A PT100/RTD 100 Ω (ohms) detectors as detailed in the IEC 60751 (2008) standard, and meet the following accuracy specification:

- ± 0.15 °C ± 0.2 % between -200 & 600 °C














Please note: Standard lead length is one metre unless separately specified

HAND HELD TYPE K OR T THERMOCOUPLE PROBES

		Order code	£ each
PENETRATION PROBE    Ø3.3 x 130 mm	<p>This stainless steel penetration probe is strong, versatile and ideal for measuring liquids and semi-solids.</p> <ul style="list-style-type: none"> • Response time less than 2 seconds • Probe temperature range -75 to 250 °C 	123-160 323-160 (coiled lead)	29.50 30.50
PENETRATION PROBE    Ø3.3 x 300 mm	<p>This extended, stainless steel penetration probe is strong, versatile and ideal for measuring liquids and semi-solids.</p> <ul style="list-style-type: none"> • Response time less than 2 seconds • Probe temperature range -75 to 250 °C 	123-168 323-168 (coiled lead)	34.50 35.50
FAST RESPONSE PROBE    Ø3.3 x 100 mm	<p>This reduced tip (Ø1.8 x 25 mm), fast response, stainless steel penetration probe is ideal for liquids or semi-solids i.e. soft rubber and other similar materials.</p> <ul style="list-style-type: none"> • Response time less than 2 seconds • Probe temperature range -75 to 250 °C 	123-159 323-159 (coiled lead)	32.50 33.50
NEEDLE PENETRATION PROBE    Ø1.8 x 130 mm	<p>This fast response, stainless steel needle penetration probe is ideal for liquids or semi-solids i.e. soft rubber or plastic.</p> <ul style="list-style-type: none"> • Response time less than 1 second • Probe temperature range -75 to 250 °C 	123-100 323-100 (coiled lead)	32.50 33.50
OVEN PROBE    Ø3.3 x 130 mm	<p>This oven probe has a stainless steel handle and a two metre PTFE high temperature lead. An oven probe without a handle is available.</p> <ul style="list-style-type: none"> • Response time less than 2 seconds • Probe and lead temperature range -75 to 250 °C 	133-170 133-173 (no handle)	45.50 22.50
RIGID BETWEEN PACK PROBE    Ø4.5 x 130 mm	<p>This rigid, stainless steel between pack probe is strong and versatile, designed specifically to measure between packets or boxes of produce.</p> <ul style="list-style-type: none"> • Response time less than 2 seconds • Probe temperature range -75 to 250 °C 	123-060 323-060 (coiled lead)	32.50 33.50
HIGH TEMPERATURE PROBE  Ø1.5 x 130 mm	<p>This flexible, mineral insulated (MI) probe can be bent to any shape without affecting its performance. Ideal for measuring high temperatures i.e. fryers or furnaces.</p> <ul style="list-style-type: none"> • Response time less than 2 seconds • Probe temperature range -200 to 1100 °C 	123-204 323-204 (coiled lead)	32.50 33.50
HIGH TEMPERATURE PROBE  Ø3 x 130 mm	<p>This flexible, mineral insulated (MI) probe can be bent to any shape without affecting its performance. Ideal for measuring high temperatures i.e. fryers or furnaces.</p> <ul style="list-style-type: none"> • Response time less than 3 seconds • Probe temperature range -200 to 1100 °C 	123-212 323-212 (coiled lead)	32.50 33.50
HIGH TEMPERATURE PROBE  Ø3 x 300 mm	<p>This extended, flexible, mineral insulated (MI) probe can be bent to any shape without affecting its performance. Ideal for measuring high temperatures i.e. fryers or furnaces.</p> <ul style="list-style-type: none"> • Response time less than 4 seconds • Probe temperature range -200 to 1100 °C 	123-213 323-213 (coiled lead)	42.50 43.50

Please note: for hand held type T thermocouple probes, replace the third digit (3) of the order code with the number 7

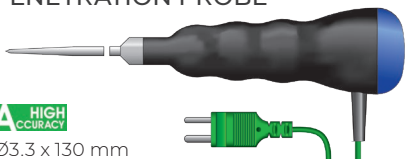
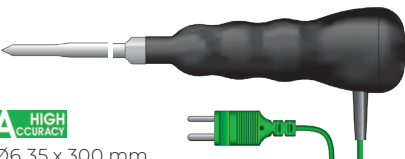
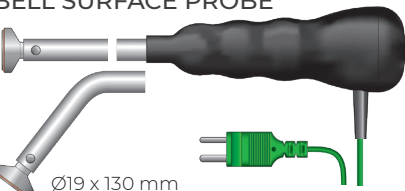

HAND HELD TYPE K OR T THERMOCOUPLE PROBES

		Order code	£ each
BINDER PROBE   $\varnothing 3 \times 130 \text{ mm}$	<p>This rounded tip, stainless steel probe is designed for inserting into Binder self-sealing glands to measure the temperature of vessels or radiators.</p> <ul style="list-style-type: none"> • Response time less than 3 seconds • Probe temperature range -75 to 250 °C 	123-240 323-240 (coiled lead)	30.50 31.50
AIR OR GAS PROBE   $\varnothing 4.5 \times 130 \text{ mm}$	<p>This stainless steel, fast response air or gas probe is ideal for measuring air temperature in chill cabinets, fridges, freezers, offices, storage areas and similar.</p> <ul style="list-style-type: none"> • Response time less than 1 second • Probe temperature range -75 to 250 °C 	123-300 323-300 (coiled lead)	29.50 30.50
T SHAPED AIR OR GAS PROBE   $\varnothing 4.5 \times 90 \text{ mm}$	<p>This stainless steel T Shaped, shielded fast response air or gas probe is ideal for measuring the temperature in HVAC duct work, offices, storage areas and similar.</p> <ul style="list-style-type: none"> • Response time less than 1 second • Probe temperature range -75 to 250 °C 	123-310 323-310 (coiled lead)	32.00 33.00
RIBBON SURFACE PROBE  $\varnothing 15 \times 130 \text{ mm}$	<p>This precision, ribbon surface probe utilises flat ribbon technology that ensures a fast, accurate response with minimal heat loss. A right-angled version is also available.</p> <ul style="list-style-type: none"> • Response time less than 1 second • Probe temperature range -75 to 250 °C 	123-030 123-032 (right-angled)	40.00 44.50
RIBBON SURFACE PROBE  $\varnothing 8 \times 130 \text{ mm}$	<p>This precision, ribbon surface probe utilises flat ribbon technology that ensures a fast, accurate response with minimal heat loss. A right-angled version is also available.</p> <ul style="list-style-type: none"> • Response time less than 1 second • Probe temperature range -75 to 250 °C 	123-044 123-052 (right-angled)	31.50 34.00
WATERPROOF SURFACE PROBE  $\varnothing 8 \times 130 \text{ mm}$	<p>This waterproof, ribbon surface probe incorporates a moulded mini plug and utilises flat ribbon technology to ensure a fast, accurate response with minimal heat loss.</p> <ul style="list-style-type: none"> • Response time less than 1 second • Probe temperature range -75 to 250 °C 	123-046 323-046 (coiled lead)	36.50 37.50
SURFACE PROBE  $\varnothing 6 \times 130 \text{ mm}$	<p>This surface probe incorporates a spring-loaded copper disc sensing tip. The probe is ideal for a variety of surface temperature measurements.</p> <ul style="list-style-type: none"> • Response time less than 1 second • Probe temperature range -100 to 600 °C 	123-000 323-000 (coiled lead)	32.50 33.50
HEAVY DUTY SURFACE PROBE  $\varnothing 12 \times 130 \text{ mm}$	<p>This high temperature surface probe is ideal for measuring the temperature of griddles, hotplates etc. A right-angled version is also available.</p> <ul style="list-style-type: none"> • Response time less than 1 second • Probe temperature range -100 to 1000 °C 	123-020* 123-028* (right-angled)	34.50 43.50
PENETRATION PROBE   $\varnothing 3.3 \times 100 \text{ mm}$	<p>This small handled, stainless steel penetration probe is strong, versatile and ideal for measuring liquids and semi-solids. A fast response version with a reduced tip is also available.</p> <ul style="list-style-type: none"> • Response time less than 2 seconds • Probe temperature range -75 to 250 °C 	123-162 123-158 (reduced tip)	27.00 29.00

Please note: for hand held type T thermocouple probes, replace the third digit (3) of the order code with the number 7.




*Order codes 123-020 & 123-028 are not available in type T thermocouple

WATERPROOF TYPE K THERMOCOUPLE PROBES

			Order code	£ each
PENETRATION PROBE  A HIGH ACCURACY Ø3.3 x 130 mm	This stainless steel, waterproof penetration probe is strong, versatile and incorporates a heavy duty handle with a colour-coded end cap. Suitable for liquids and semi-solids. <ul style="list-style-type: none"> • Response time less than 3 seconds • Probe temperature range -75 to 250 °C 	<ul style="list-style-type: none"> ● 143-161 ● 143-162 ● 143-164 ● 143-165 ○ 143-166 ● 143-167 	143-161 143-162 143-164 143-165 143-166 143-167	32.00 32.00 32.00 32.00 32.00 32.00
REDUCED TIP PROBE  A HIGH ACCURACY Ø6.35 x 300 mm	This extended, waterproof, stainless steel probe incorporates a reduced tip (Ø4.5 x 25 mm) and heavy duty ribbed handle, ideal for heavy duty applications including food processing, asphalt and other similar materials. <ul style="list-style-type: none"> • Response time less than 7 seconds • Probe temperature range -75 to 250 °C 		143-120 343-120 (coiled lead)	37.00 38.00
BELL SURFACE PROBE  Ø19 x 130 mm	These fast response, waterproof heavy duty surface probes utilise a bell-shaped housing with a thin, flat, stainless steel measuring disc that ensures a fast, accurate response. Ideal for measuring a variety of surface temperatures. <ul style="list-style-type: none"> • Response time less than 3 seconds • Probe temperature range -75 to 200 °C 		143-080 (straight) 143-084 (45° angle) 143-086 (90° angle)	45.00 46.00 46.00
WATERPROOF FLOW PROBE  A HIGH ACCURACY Ø4.5 x 300 mm NEW	These fast response, waterproof T-Shaped flow probes, are suitable for measuring air or water flow temperatures in a variety of applications. The shielded exposed junction thermocouple ensures a fast and accurate response to changes in temperature. <ul style="list-style-type: none"> • Response time less than 1 second • Probe temperature range -75 to 250 °C 		143-310 343-310 (coiled lead)	35.00 36.00




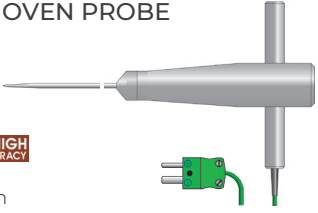


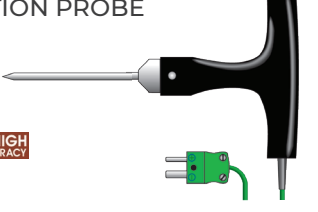


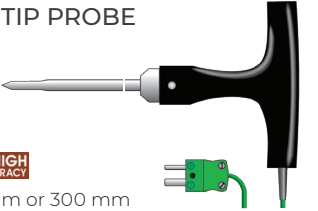


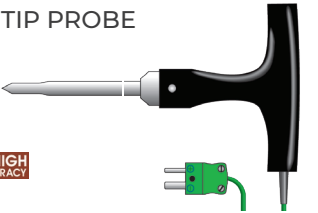


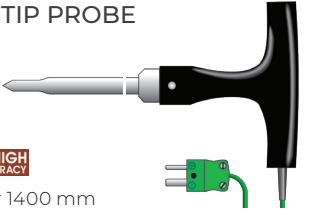


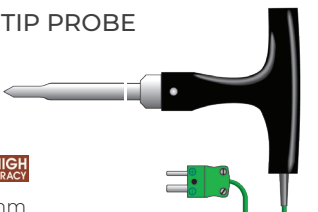


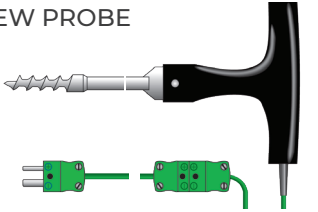
Please note: the above type K thermocouple probes are supplied with a moulded thermocouple connector and are waterproof to IP67 when connected to an instrument

PLUG-MOUNTED TYPE K THERMOCOUPLE PROBES

			Order code	£ each
INTERCHANGEABLE PROBE HANDLE  Ø25 x 151 mm	This probe handle incorporates a miniature thermocouple socket, to be used in conjunction with our range of plug-mounted probes. Supplied with a one metre coiled PU lead and miniature plug.		323-950	21.00
PENETRATION PROBE  A HIGH ACCURACY A HIGH ACCURACY Ø3.3 x 80 or 120 mm	This stainless steel, penetration probe is strong, versatile and ideal for liquids or semi-solids. A fast response version with reduced tip (Ø1.8 x 25 mm) is also available. <ul style="list-style-type: none"> • Response time less than 2 seconds • Probe temperature range -75 to 250 °C 		133-161 (120 mm) 133-153 (120 mm reduced tip) 133-154 (80 mm reduced tip)	16.00 18.00 18.00
SURFACE PROBE  Ø8 x 120 mm	This stainless steel surface probe uses flat ribbon technology ensuring a fast, accurate response with minimal heat loss. A right-angled version is also available. <ul style="list-style-type: none"> • Response time less than 1 second • Probe temperature range -75 to 250 °C 		133-045 133-046 (right-angled)	21.50 22.50

















Please note: for hand held type T thermocouple probes, replace the third digit (3) of the order code with the number 7

HEAVY DUTY TYPE K OR T THERMOCOUPLE PROBES

		Order code	£ each
T SHAPED OVEN PROBE     Ø3.3 x 130 mm	This strong oven penetration probe incorporates a stainless T shaped handle, and a two metre PTFE high temperature lead. Ideal for continuous monitoring applications or where a nylon or polypropylene handle cannot be used. <ul style="list-style-type: none"> • Response time less than 2 seconds • Probe temperature range -75 to 250 °C 	133-174	65.00
PENETRATION PROBE    Ø4 x 100 mm	This robust, stainless steel penetration probe incorporates a T-shaped polypropylene handle and is ideal for a variety of heavy duty applications including food processing and other similar industries. <ul style="list-style-type: none"> • Response time less than 3 seconds • Probe temperature range -75 to 250 °C 	133-124	36.50
REDUCED TIP PROBE    Ø6.35 x 100 mm or 300 mm	This robust, stainless steel, reinforced probe incorporates a T-shaped polypropylene handle and a reduced sensing tip (Ø4.5 x 25 mm) for faster response. Ideal for a variety of heavy duty applications including food processing etc. <ul style="list-style-type: none"> • Response time less than 9 seconds • Probe temperature range -75 to 250 °C 	133-126 (100 mm) 133-120 (300 mm)	36.50 37.50
REDUCED TIP PROBE    Ø8 x 500 mm	This extended robust, stainless steel, reinforced probe incorporates a T-shaped polypropylene handle and a reduced sensing tip (Ø6.35 x 25 mm) for faster response. Ideal for a variety of heavy duty applications including food processing etc. <ul style="list-style-type: none"> • Response time less than 20 seconds • Probe temperature range -75 to 250 °C 	133-130	42.00
REDUCED TIP PROBE    Ø9.5 x 1000 or 1400 mm	This Ø9.5 mm stainless steel, reinforced probe incorporates a T-shaped polypropylene handle and a reduced sensing tip (Ø6.35 x 25 mm) for faster response. Ideal for applications where a longer probe is required, i.e. grain silos. <ul style="list-style-type: none"> • Response time less than 20 seconds • Probe temperature range -75 to 250 °C 	133-136 (1000 mm) 133-135 (1400 mm)	65.50 80.50
REDUCED TIP PROBE    Ø9.5 x 2000 mm	This extended stainless steel, reinforced probe incorporates a T-shaped polypropylene handle and a reduced sensing tip (Ø6.35 x 25 mm) for faster response. Ideal for applications where a very long probe is required, i.e. grain silos. <ul style="list-style-type: none"> • Response time less than 20 seconds • Probe temperature range -75 to 250 °C 	133-133	82.50
CORKSCREW PROBE    Ø8 x 100 mm	This stainless steel probe incorporates a heavy duty T-shaped polypropylene handle and a corkscrew design sensing tip. Ideal for industrial and food processing applications. Supplied with a one metre PU detachable lead. <ul style="list-style-type: none"> • Response time less than 9 seconds • Probe temperature range -75 to 250 °C 	133-175	62.00











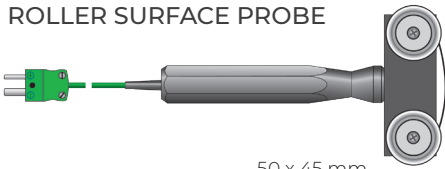

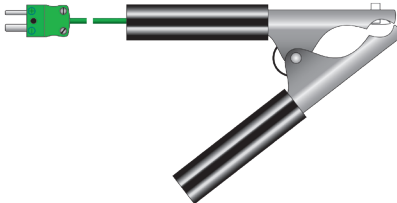


Please note: for hand held type T thermocouple probes, replace the third digit (3) of the order code with the number 7

FAST RESPONSE K OR T THERMOCOUPLE WIRE PROBES

			Order code	£ each
PTFE WIRE PROBE    Ø1.5 x 1000 or 2000 mm	This PTFE insulated, exposed junction wire probe is suitable for measuring the air temperature in fridges, freezers, ovens etc. Extended probe lengths over two metres are available upon request.	<ul style="list-style-type: none"> • Response time less than 1 second • Probe temperature range -75 to 250 °C 	133-362 (1000 mm)	9.00
			133-363 (2000 mm)	10.00
HEAVY DUTY PTFE WIRE PROBE    Ø2.4 x 1000 or 2000 mm	This heavy duty, PTFE insulated wire probe is ideal for measuring the air temperature in fridges, freezers, ovens etc. Extended probe lengths over two metres are available upon request.	<ul style="list-style-type: none"> • Response time less than 1 second • Probe temperature range -75 to 250 °C 	133-372 (1000 mm)	12.50
			133-373 (2000 mm)	14.50
FIBREGLASS WIRE PROBE    Ø1.5 x 1000 or 2000 mm	This fibreglass, exposed junction wire probe is ideal for measuring the air temperature of ovens, hot cupboards and similar appliances. Extended probe lengths over two metres are available upon request.	<ul style="list-style-type: none"> • Response time less than 1 second • Probe temperature range -60 to 350 °C 	133-382 (1000 mm)	10.00
			133-383 (2000 mm)	11.00
HIGH TEMPERATURE WIRE PROBE    Ø3 x 1000 or 2000 mm	This high temperature, fibreglass wire probe is insulated with a stainless steel braid and is ideal for ovens, hot cupboards and similar appliances. Supplied with a one or two metre stainless steel braided lead.	<ul style="list-style-type: none"> • Response time less than 1 second • Probe temperature range -60 to 600 °C 	133-387 (1000 mm)	16.00
			133-389 (2000 mm)	19.50
ATTACHMENT PADS  12 x 18 mm	These easy to use attachment pads are recommended for attaching small diameter wire thermocouples to surfaces. Supplied in packs of 25.	<ul style="list-style-type: none"> • For use over the range of -50 to 200 °C 	600-485	5.00
PROBE EXTENSION LEAD - STRAIGHT  1000 or 2000 mm	This probe extension lead enables the user to connect to any ETI thermocouple type K probe, extending reach up to an additional 1000 or 2000 mm. Supplied with a PVC straight lead with MPK to MSK.		627-732 (1000 mm)	8.00
			627-733 (2000 mm)	9.00
PROBE EXTENSION LEAD - COILED  1000 or 2000 mm	This probe extension lead enables the user to connect to any ETI thermocouple type K probe, extending reach up to an additional 1000 or 2000 mm. Supplied with a PU coiled lead with MPK to MSK.		627-740 (1000 mm)	10.00
			627-741 (2000 mm)	11.00
MINIATURE PLUG OR SOCKET  16 x 19 mm 16 x 25 mm	Miniature thermocouple plugs and sockets are a must for accurate readings when joining probe cables. The flat pins (plug) and socket are manufactured from compatible thermocouple material and can accommodate wires up to Ø0.5 mm		625-217 (plug)	2.25
			421-501 (socket)	2.25


















Please note: for type T thermocouple wire probes, replace the third digit (3) of the order code with the number 7

SPECIALIST TYPE K OR T THERMOCOUPLE PROBES

		Order code	£ each
MINIATURE PROBE    Ø1.4 mm reducing to Ø1 mm tip x 50 mm	<p>This miniature, stainless steel needle probe is supplied with a one or two metre PTFE lead. Ideal for measuring small semi-solid items and sous vide cooking.</p> <ul style="list-style-type: none"> • Response time less than 1 second • Probe temperature range -75 to 250 °C 	133-180 (1m lead)	30.50
		133-182 (2m lead)	32.50
FAST RESPONSE MEAT PROBE    Ø1 mm tip x 90 mm	<p>This fast response, meat penetration probe is specially designed for measuring burger patties etc. Supplied with a one metre coiled lead.</p> <ul style="list-style-type: none"> • Response time less than 2 seconds • Probe temperature range -75 to 250 °C 	133-150	29.00
BURGER PROBE    Ø4.5 x 45 x 160 mm (6 or 12 mm tip)	<p>This burger probe has been specifically designed for use in fast food kitchens. The 12 mm stainless steel disc ensures the correct insertion depth (6 or 12 mm) every time.</p> <ul style="list-style-type: none"> • Response time less than 4 seconds • Probe temperature range -75 to 250 °C 	123-745 (6 mm tip)	38.00
		123-746 (12 mm tip)	39.00
MAGNET SURFACE PROBE  Ø24 x 28 mm	<p>This magnet probe is supplied with a 500 mm PTFE lead. Ideal for monitoring the surface temperature of ferrous metals, e.g. radiators or hotplates.</p> <ul style="list-style-type: none"> • Response time less than 30 seconds • Probe temperature range -20 to 80 °C 	133-017	33.50
ROLLER SURFACE PROBE  50 x 45 mm	<p>These roller surface probes have either s/steel or PTFE wheels and are designed for measuring moving surfaces. Max. speed 100 m/min.</p> <ul style="list-style-type: none"> • Response time less than 2 seconds • Probe temperature range -75 to 250 °C 	123-038 (s/steel)	92.00
		123-036 (PTFE)	84.00
VELCRO PIPE PROBE  20 x 500 mm	<p>This 500 mm wrap-around velcro pipe probe is suitable for both medium and large pipe temperature measurement in the HVAC industry. Supplied with a two metre lead.</p> <ul style="list-style-type: none"> • Response time less than 30 seconds • Probe temperature range -10 to 100 °C 	133-080	26.00
PIPE CLAMP PROBE 	<p>This robust, pipe clamp probe is suitable for measuring the surface temperature of pipes in refrigeration, heating and ventilating systems etc. Simple clamp-on design for simplicity of use, suitable for pipes from Ø6 to Ø30 mm.</p> <ul style="list-style-type: none"> • Response time less than 4 seconds • Probe temperature range -10 to 100 °C 	133-040	21.00
ADJUSTABLE TYRE PROBE   Ø1 x 10 mm	<p>This fast response probe has an adjustable depth stop (1 to 10 mm) which the user can manually set. This probe has been specifically designed for measuring tyre temperatures, supplied with a one metre coiled lead and moulded thermocouple connector.</p> <ul style="list-style-type: none"> • Response time less than 2 seconds • Probe temperature range -75 to 250 °C 	343-100	39.00

Please note: for type T thermocouple wire probes, replace the third digit (3) of the order code with the number 7

THERMADATA® WIFI LOGGER THERMOCOUPLE PROBES

		Order code	£ each
GENERAL PURPOSE PROBE    $\varnothing 3.3 \times 100 \text{ mm}$	<p>This stainless steel probe is suitable for a wide range of applications. Supplied with a one, three or five metre PTFE insulated lead and connector.</p> <ul style="list-style-type: none"> • Response time less than 5 seconds • Probe temperature range -75 to 250 °C 	133-158 (1000 mm)	22.00
		133-220 (3000 mm)	26.00
		133-222 (5000 mm)	30.00
FOOD SIMULANT PROBE    $9 \times 100 \times 100 \text{ mm}$	<p>This polypropylene simulant probe is designed for use in refrigeration, food storage and chill cabinets. Supplied with a one, three or five metre PTFE insulated lead and connector.</p> <ul style="list-style-type: none"> • Probe temperature range -20 to 100 °C 	133-350 (1000 mm)	28.00
		133-352 (3000 mm)	32.00
		133-354 (5000 mm)	35.50
Ø4.8MM STANDARD PROBE    $\varnothing 4.8 \times 100 \text{ mm}$	<p>This Ø4.8 mm general purpose, stainless steel probe is ideal for a variety of applications. Supplied with a two metre PVC lead.</p> <ul style="list-style-type: none"> • Response time less than 17 seconds • Probe temperature range -50 to 100 °C 	133-453	22.00
Ø6MM STANDARD PROBE    $\varnothing 6 \times 100 \text{ mm}$	<p>This Ø6 mm general purpose, stainless steel probe is ideal for a variety of applications. Supplied with a two metre PVC lead.</p> <ul style="list-style-type: none"> • Response time less than 20 seconds • Probe temperature range -50 to 100 °C 	133-448	28.00
Ø6.35MM STANDARD AIR PROBE    $\varnothing 6.35 \times 150 \text{ mm}$	<p>This Ø6.35 mm stainless steel air or gas probe is ideal for measuring air temperatures in chill cabinets, fridges, freezer, storage areas or similar. Supplied with a two metre PVC lead.</p> <ul style="list-style-type: none"> • Response time less than 2 seconds • Probe temperature range -50 to 100 °C 	133-499	24.00
MINERAL INSULATED PROBES  $\varnothing 1.5 \times 180, 500 \text{ or } 1000 \text{ mm}$	<p>These Ø1.5 mm high temperature MI probes can be bent to any shape without affecting performance. Supplied with a plain pot seal and a two metre PTFE lead.</p> <ul style="list-style-type: none"> • Response time less than 2 seconds • Probe temperature range -200 to 1100 °C 	133-420 (180 mm)	32.00
		133-421 (500 mm)	33.00
		133-422 (1000 mm)	40.00
MINERAL INSULATED PROBES  $\varnothing 3 \times 180, 500 \text{ or } 1000 \text{ mm}$	<p>These Ø3 mm high temperature MI probes can be bent to any shape without affecting performance. Supplied with a plain pot seal and a two metre PTFE lead.</p> <ul style="list-style-type: none"> • Response time less than 4 seconds • Probe temperature range -200 to 1100 °C 	133-425 (180 mm)	40.00
		133-428 (500 mm)	41.00
		133-429 (1000 mm)	48.00

Please note: Longer leads are available for the probes above, please contact our technical sales office for more information

CUSTOMISED & SPECIAL TEMPERATURE PROBES

ETI manufactures a wide range of fully interchangeable, fast response and special probes to meet most customer requirements but, if the probe you need is not in our catalogue or on our website, ask a member of our sales team and we will do our best to manufacture the probe to your specification. It is vital to choose the correct probe for a specific purpose. If you have any requirements outside the specifications of our current range, please call our sales office on 01903 202151 or email technical@etiltd.com