

**This is the ASP default view**

## Our Lady and St Joseph Catholic Primary School (URN: 100264)

### Key stage 2

This is provisional data for 2017/18. Any amendments made to this school's data will be reflected when we re-publish the data in a few months. National and local authority benchmarks may also change. Until these changes take effect, you may see differences between data on ASP and Compare school and college performance.

## Progress in reading, writing and maths

#### Reading

Number of pupils = 29

Pupils with adjusted scores = 0

**Average 0.22**

Confidence interval  
-2.0 to 2.4

#### Writing

Number of pupils = 29

Pupils with adjusted scores = 0

**Average 1.37**

Confidence interval  
-0.7 to 3.5

#### Maths

Number of pupils = 29

Pupils with adjusted scores = 0

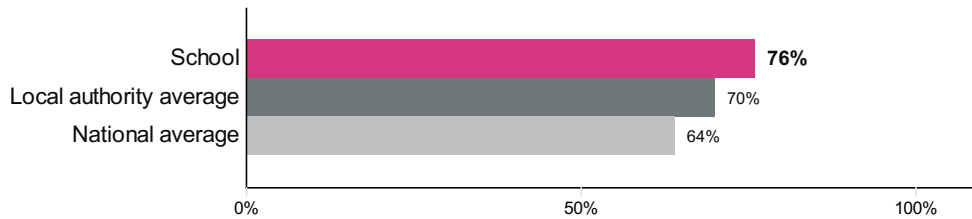
**Well above average 3.25**

Confidence interval  
1.2 to 5.2

## Reading, writing and maths combined

### Percentage of pupils achieving the expected standard or higher

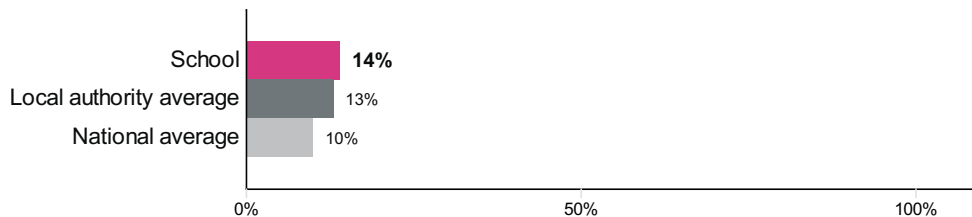
Number of pupils = 29



Percentage achieving the expected standard or higher

### Percentage of pupils achieving the higher standard

Number of pupils = 29

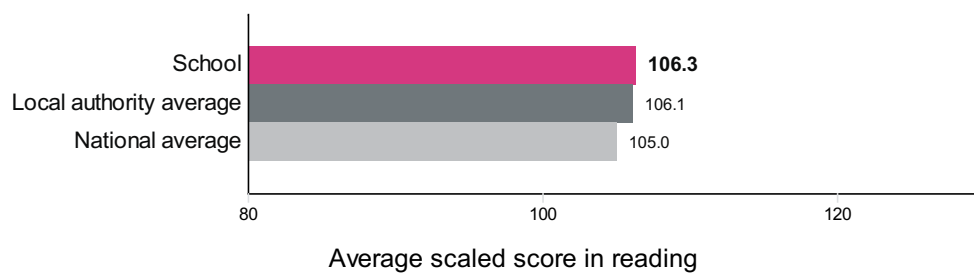


Percentage achieving the higher standard

# Average scaled score in:

## Reading

Number of pupils = 29



## Maths

Number of pupils = 29

