

Dear Parent/carer

We would like to invite your child to enrol in our online Google Classroom.

To set up the account, please make sure you are not already logged into a Google account on the device you are using and then visit classroom.google.com or follow this direct link:

<https://accounts.google.com/signin/v2/identifier?service=classroom&passive=1209600&continue=https%3A%2F%2Fclassroom.google.com%2F%3Femr%3D0&followup=https%3A%2F%2Fclassroom.google.com%2F%3Femr%3D0&flowName=GlifWebSignIn&flowEntry=ServiceLogin>

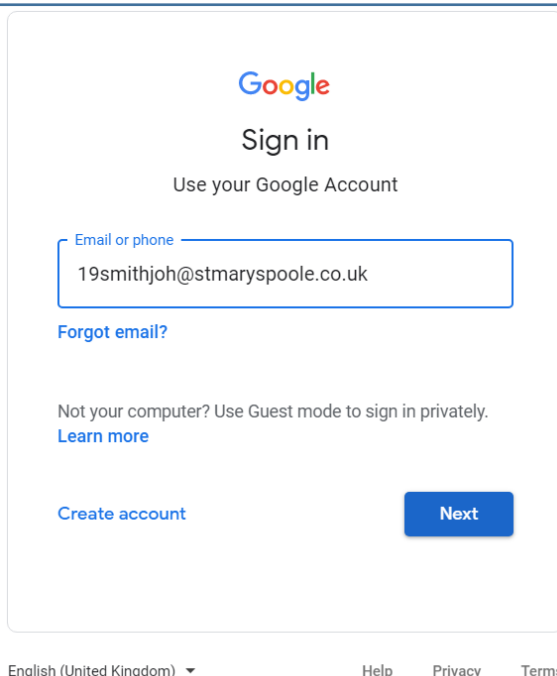
The login details you will need are as follows:

Username: [please use the '@stmaryspoole.co.uk' email address provided]

Password: [please use the password provided]

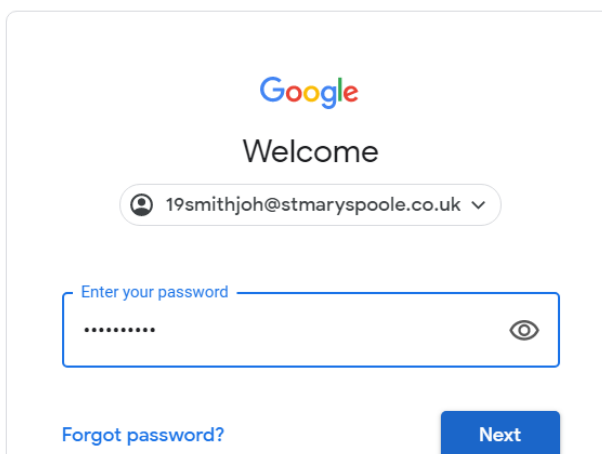
This will take you through the following steps (shown for an example child John Smith in Year 1):

Step 1. Enter the email address in full



English (United Kingdom) ▾ Help Privacy Terms

Step 2. Enter the password given above



Step 3. Accept the agreement



Welcome to your new account

Welcome to your new account: 19smithjoh@stmaryspoole.co.uk. Your account is compatible with many [Google services](#), but your stmaryspoole.co.uk administrator decides which services you may access using your account. For tips about using your new account, visit the [Google Help Centre](#).

When you use Google services, your domain administrator will have access to your 19smithjoh@stmaryspoole.co.uk account information, including any data that you store with this account in Google services. You can learn more [here](#), or by consulting your organisation's privacy policy, if one exists. You can choose to maintain a separate account for your personal use of any Google services, including email. If you have multiple Google accounts, you can [manage which account you use](#) with Google services and [switch between them](#) whenever you choose. Your username and profile picture can help you ensure that you're using the intended account.

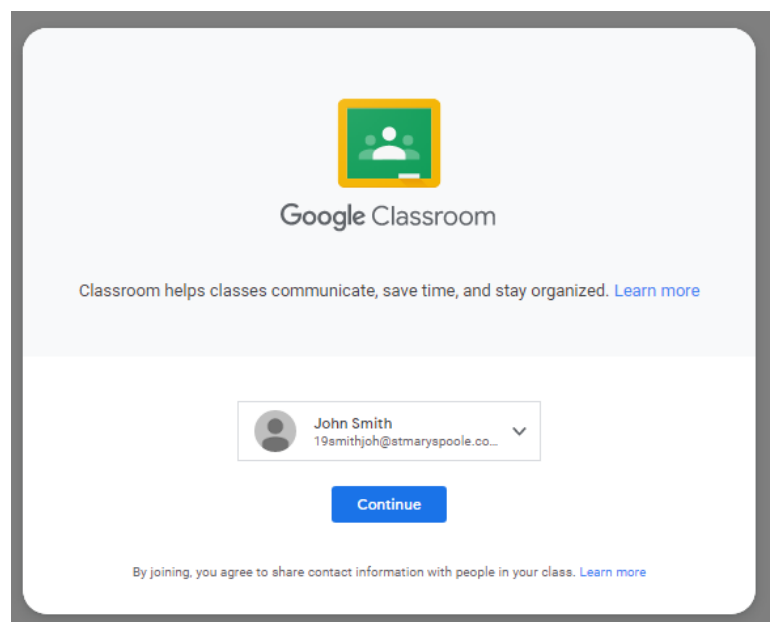
If your organisation provides you access to the G Suite [core services](#), your use of those services is governed by your organisation's G Suite agreement. Any other Google services that your administrator enables ("Additional Services") are available to you under the [Google Terms of Service](#) and the [Google Privacy Policy](#). Certain Additional Services may also have [service-specific terms](#). Your use of any services that your administrator allows you to access constitutes acceptance of applicable service-specific terms.

Click 'Accept' below to indicate that you understand this description of how your 19smithjoh@stmaryspoole.co.uk account works and agree to the [Google Terms of Service](#) and the [Google Privacy Policy](#).

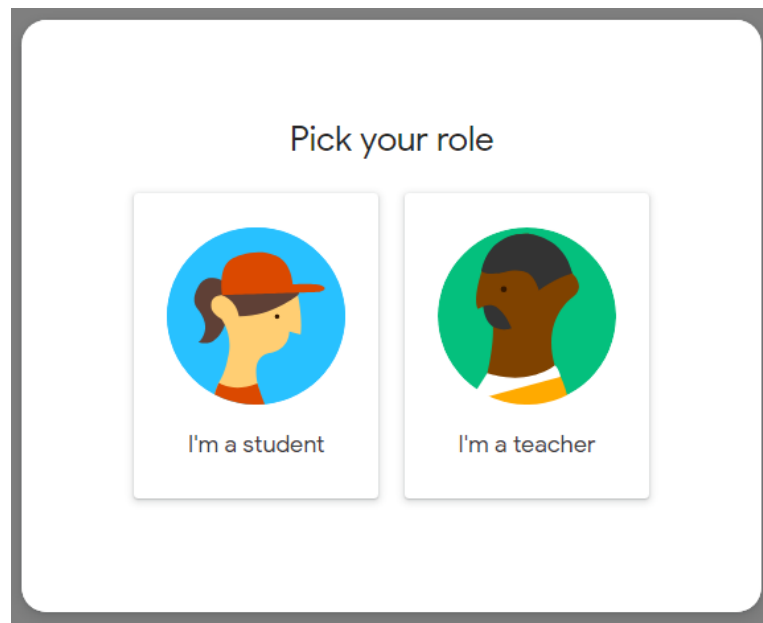
Accept

Step 4. You are invited to join Google Classroom.

Click Continue to proceed.

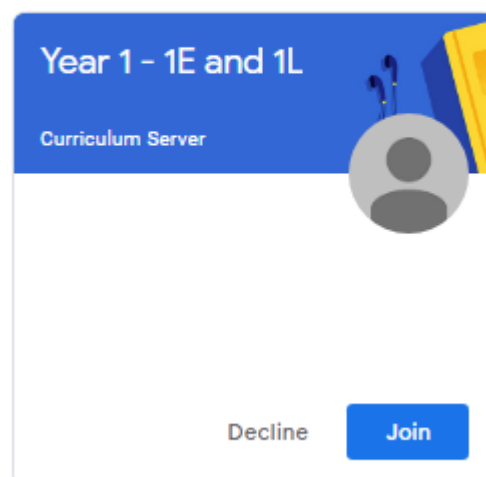


Step 5. Select 'Student'



Step 6. Join the classroom.


☰ Google Classroom



You have joined the Classroom!

Year 1 - 1E and 1L

Stream Classwork People



Upcoming

Wooooo, no work due soon!

[View all](#)



Share something with your class...

If you have any queries or would like support, please email us, support@st-marys.poole.sch.uk