
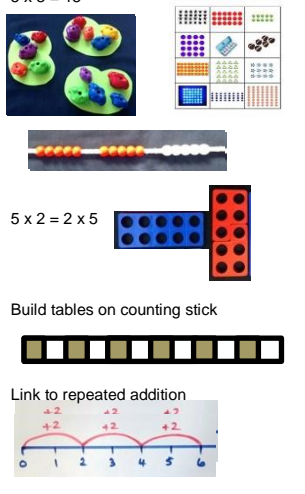






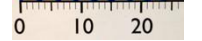


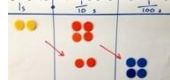










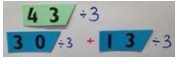




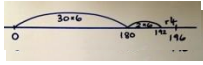

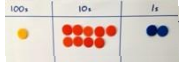




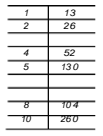
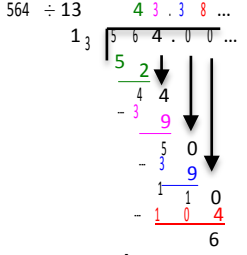
Multiplication

Written Methods		Calculate mathematical statements for multiplication and division within the multiplication tables and write them using the multiplication (x), division (÷) and equals (=) signs	Write and calculate mathematical statements for ÷ using the x tables they know progressing to formal written methods.	Multiply two-digit and three-digit numbers by a one-digit number using formal written layout	Multiply numbers up to 4 digits by a one- or two-digit number using a formal written method, including long multiplication for two-digit numbers	Multiply multi-digit numbers up to 4 digits by a two-digit whole number using the formal written method of long multiplication															
<p>Developing conceptual understanding</p>	<p>2 frogs on each lily pad. Using visual arrays to support.</p> 	<p>5 frogs on each lily pad 5 x 3 = 15</p>  <p>5 x 2 = 2 x 5</p> <p>Build tables on counting stick</p>  <p>Link to repeated addition</p> 	<p>If I know 10 x 8 = 80 then ...</p>  <p>So 13 x 4 = 10 x 4 + 3 x 4</p>   <p>Build tables on counting stick</p>   	<p>43 x 6 by partitioning</p> <table border="1" data-bbox="1209 319 1433 422"> <tr> <td>X</td> <td>40</td> <td>3</td> </tr> <tr> <td>6</td> <td></td> <td></td> </tr> </table> <p>43 x 6 = 40 x 6 + 3 x 6 40 x 6 = 240 3 x 6 = 18 43 x 6 = 258</p> <p>If I know 4 x 6 = 24 then 40 x 6 is ten times bigger, 40 x 60 is one hundred times bigger.</p> <p>13 x 16 by partitioning</p> <table border="1" data-bbox="1209 622 1355 774"> <tr> <td></td> <td>10</td> <td>3</td> </tr> <tr> <td>10</td> <td></td> <td></td> </tr> <tr> <td>6</td> <td></td> <td></td> </tr> </table> <p>100 + 30 + 60 + 18 = 208 Build tables on counting stick</p> 	X	40	3	6				10	3	10			6			<p>If I know 4 x 6 then 0.4 x 6 is ten times smaller 0.4 x 0.6 is ten times smaller again.</p> 	<p>5172 x 38 41376 + 155160 <u>196536</u> 1</p> <p>5172 x 38 41376 + 155160 <u>196536</u> 1</p> <p>5172 x 38 41376 + 155160 <u>196536</u> 1</p>
X	40	3																			
6																					
	10	3																			
10																					
6																					
<p>With jottings ... or in your head ...</p>	<p>Solve one-step problems involving multiplication and division, by calculating the answer using concrete objects, pictorial representations and arrays with the support of the teacher</p>	<p>Show that multiplication of two numbers can be done in any order (commutative) and division of one number by another cannot. Solve problems involving multiplication and division, using materials, arrays, repeated addition, mental methods, and multiplication and division facts, including problems in contexts</p>	<p>Write and calculate mathematical statements for multiplication and division using the multiplication tables that they know, including for two-digit numbers times one-digit numbers, using mental methods</p>	<p>Use place value, known and derived facts to multiply and divide mentally, including: multiplying by 0 and 1; dividing by 1; multiplying together three numbers. Recognise and use factor pairs and commutativity in mental calculations</p>	<p>Multiply and divide numbers mentally drawing upon known facts. Multiply and divide whole numbers and those involving decimals by 10, 100 and 1000. Identify multiples and factors, including finding all factor pairs of a number, and common factors of two numbers. Establish whether a number up to 100 is prime</p>	<p>Perform mental calculations, including with mixed operations and large numbers</p>															
<p>Just know it!</p>	<p>Count in multiples of twos, fives and tens</p>	<p>Recall and use x and ÷ facts for the 2, 5 and 10 x tables, including recognising odd and even numbers.</p>	<p>Recall and use x and ÷ facts for the 3, 4 and 8 times tables.</p>	<p>Recall x and ÷ facts for x tables up to 12 x 12.</p>	<p>Recall prime numbers up to 19 know and use the vocabulary of prime numbers, prime factors and composite (non-prime) numbers. Recognise and use square numbers and cube numbers, and the notation for squared (²) and cubed (³)</p>																
<p>Year</p>	<p>1</p>	<p>2</p>	<p>3</p>	<p>4</p>	<p>5</p>	<p>6</p>															
<p>Foundations</p>	<p>Count in 2s</p> <p>Count in 10s</p> <p>Doubles up to 10</p> <p>Count in 5s</p> <p>Double multiples of 10</p> <p>Count in 2s, 5s and 10s</p>	<p>2 x table</p> <p>10 x table</p> <p>Doubles up to 20 and multiples of 5</p> <p>5 x table</p> <p>Count in 3s</p> <p>2 x, 5 x and 10 x tables</p>	<p>Review 2x, 5x and 10x</p> <p>4x table</p> <p>Double two digit numbers</p> <p>8 x table</p> <p>3 x table</p> <p>6 x table or review others</p>	<p>4x, 8x tables 10 times bigger</p> <p>3x, 6x and 12x tables</p> <p>Double larger numbers and decimals</p> <p>3x, 9x tables</p> <p>11x, 7 x tables</p> <p>6x, 12 x tables</p>	<p>4x, 8x tables 100, 1000 times bigger</p> <p>3x, 6x and 12x tables 10, 100, 1000 times smaller</p> <p>Double larger numbers and decimals</p> <p>3x, 9x tables</p> <p>11x, 7 x tables Partition to multiply mentally</p> <p>6x, 12 x tables</p>	<p>Multiplication facts up to 12 x 12</p> <p>Partition to multiply mentally</p> <p>Double larger numbers and decimals</p> <p>Multiplication facts up to 12 x 12</p> <p>Partition to multiply mentally</p> <p>Double larger numbers and decimals</p>															



Division



Written Methods	Calculate mathematical statements for multiplication and division within the multiplication tables and write them using the multiplication (x), division (÷) and equals (=) signs	Write and calculate mathematical statements for ÷ using the x tables they know progressing to formal written methods.	Divide numbers up to 4 digits by a one-digit number using the formal written method of short division and interpret remainders appropriately for the context	Divide numbers up to 4-digits by a two-digit whole number using the formal written method of long division, and interpret remainders as whole number remainders, fractions, or by rounding, as appropriate for the context		
<p>Developing conceptual understanding</p>  <p>6 ÷ 2 = 3 by sharing into 2 groups and by grabbing groups of 2</p> <p>How many 2s?</p>	<p>15 ÷ 3 = 5 in each group (sharing)</p>  <p>Link to fractions</p>  <p>15 ÷ 3 = 5 groups of 3 (grouping)</p> <p>10 ÷ 2 = 5</p>  <p>How many 2s?</p>  <p>Use language of division linked to tables e.g. 2 x 6 = 12 so 12 ÷ 2 = 6</p>	<p>Grouping using partitioning 43 ÷ 3 If I know 10 x 3 ...</p>   <p>Use language of division linked to tables</p>  <p>How many 3s?</p>  	<p>Grouping using partitioning 196 ÷ 6 If I know 3 x 6 ... then 30 x 6 ...</p>  <p>'Chunking up' on a number line 196 ÷ 6 = 32 r 4</p>  <p>Use language of division linked to tables.</p> 	<p>192 ÷ 6 using place value counters to support written method</p>  <p>Exchange 100 for ten 10s</p>  <p>19 tens into groups of 6</p>  <p>3 groups so that is 30 x 6, exchange remaining 10 for ten 1s</p>  <p>So 192 ÷ 6 = 32</p> 	<p>194 ÷ 6</p> $\begin{array}{r} 32 \\ 6 \overline{)192} \\ \underline{18} \\ 12 \\ \underline{12} \\ 0 \end{array}$ <p>192 ÷ 6 = 32</p> <p>564 ÷ 13</p>  <p>13 $\overline{)564}$</p> <p>564 ÷ 13 = 43 r 5 = 43 $\frac{5}{13}$</p> <p>13 $\overline{)564.0}$ = 43.38...</p> <p>564 ÷ 13 = 43 r 5 = 43 $\frac{5}{13}$</p>  <p>= 43 r 5 = 43 $\frac{5}{13}$ = 43.4 (to 1dp)</p> <p>Perform mental calculations, including with mixed operations and large numbers</p>	
<p>With jottings ... or in your head ...</p>	<p>Solve one-step problems involving multiplication and division, by calculating the answer using concrete objects, pictorial representations and arrays with the support of the teacher</p>	<p>Show that multiplication of two numbers can be done in any order (commutative) and division of one number by another cannot</p> <p>Solve problems involving multiplication and division, using materials, arrays, repeated addition, mental methods, and multiplication and division facts, including problems in contexts</p>	<p>Write and calculate mathematical statements for multiplication and division using the multiplication tables that they know, including for two-digit numbers times one-digit numbers, using mental methods</p>	<p>Use place value, known and derived facts to multiply and divide mentally, including: multiplying by 0 and 1; dividing by 1; multiplying together three numbers Recognise and use factor pairs and commutativity in mental calculations</p>	<p>Multiply and divide numbers mentally drawing upon known facts Multiply and divide whole numbers and those involving decimals by 10, 100 and 1000</p>	
<p>Just know it!</p>	<p>Count in multiples of twos, fives and tens</p>	<p>Recall and use x and ÷ facts for the 2, 5 and 10 x tables, including recognising odd and even numbers.</p>	<p>Recall and use x and ÷ facts for the 3, 4 and 8 times tables.</p>	<p>Recall x and ÷ facts for x tables up to 12 x 12.</p>	<p>Recall prime numbers up to 19 know and use the vocabulary of prime numbers, prime factors and composite (non-prime) numbers</p>	
<p>Year</p>	<p>1</p>	<p>2</p>	<p>3</p>	<p>4</p>	<p>5</p>	<p>6</p>
<p>Foundations</p>	<p>Count back in 2s</p> <p>Count back in 10s</p> <p>Halves up to 10</p> <p>Count back in 5s</p> <p>Halve multiples of 10</p> <p>How many 2s? 5s? 10s?</p>	<p>Division facts (2 x table)</p> <p>Division facts (10 x table)</p> <p>Halves up to 20</p> <p>Division facts (5 x table)</p> <p>Count back in 3s</p> <p>Review division facts (2x, 5x, 10x table)</p>	<p>Review division facts (2x, 5x, 10x table)</p> <p>Division facts (4 x table)</p> <p>Halve two digit numbers</p> <p>Division facts (8 x table)</p> <p>Division facts (3 x table)</p> <p>Division facts (6 x table) or review others</p>	<p>Division facts (4x, 8x tables) 10 times smaller</p> <p>Division facts (3x, 6 x, 12x tables)</p> <p>Halve larger numbers and decimals</p> <p>Division facts (3x, 9x tables)</p> <p>Division facts (11x, 7x tables)</p> <p>Division facts (6x, 12x tables)</p>	<p>Division facts (4x, 8x tables) 100, 1000 times smaller</p> <p>Division facts (3x, 6 x, 12x tables) Partition to divide mentally</p> <p>Halve larger numbers and decimals</p> <p>Division facts (3x, 9x tables) 100, 1000 times smaller</p> <p>Review division facts (11x, 7x tables) Partition decimals to divide mentally</p> <p>Review division facts (6x, 12x tables) Halve larger numbers and decimals</p>	<p>Division facts (up to 12 x 12)</p> <p>Partition to divide mentally</p> <p>Halve larger numbers and decimals</p> <p>Division facts (up to 12 x 12)</p> <p>Partition to divide mentally</p> <p>Halve larger numbers and decimals</p>