

Y3 Sp10	YEAR 3 – SPRING TEST 10		
First Name		Class	
Last Name		Date	
		TOTAL MARKS	/15

1 $4 + 13 =$

1 mark

2 $30 \div 3 =$

1 mark

3 $160 \div 40 =$

1 mark

4 $\frac{3}{4}$ of 40 =

1 mark

5 $\square - 6 = 4$

1 mark

6 $35 + 27 =$

1 mark


7 $\square = \frac{1}{3}$ of 24

1 mark


8 $726 - 400 =$

1 mark


9 $76 + \square = 97$

 1 mark


10 $673 + 8 =$

 1 mark

11 $62 + 87 =$


 1 mark

12 $\square \times 4 = 36$

 1 mark


13

$$\begin{array}{r} 65 \\ + 33 \\ \hline \end{array}$$

 1 mark


14

$$\begin{array}{r} 13 \\ \times 3 \\ \hline \end{array}$$

 1 mark

15

$$\begin{array}{r} 19 \\ \times 5 \\ \hline \end{array}$$

 1 mark