












ELM CLASS

★★
★ Our topic this term is 'Explorers'! Many ★
★ of our subjects will be linked to this ★
★ area. Should your child or yourselves ★
★ have anything relevant to this topic we ★
★ would be delighted to see them in school. ★
★ ★★★

CORE SUBJECTS

<h3>Maths</h3> 	<h3>English</h3> 	<h3>Science</h3> 	<h3>Computing</h3> 
<p>This term we are going to be recapping place value and the idea that two-digit numbers are made up of tens and ones. We will begin to look at the strategies to solve simple addition, subtraction, multiplication and division questions and will be putting these into context by looking at solving word problems. We will be counting in sequence and learning our times tables! If you want to support your children at home, encouraging them to do lots of counting, for example in 2s, 5s and 10s would be beneficial. As well as counting to 100 and back.</p>	<p>In English our focus will be writing more detailed sentences with adjectives. We will initially be looking at the story 'Whatever Next' and writing a recount about the adventures of our own teddy bears! We will also be doing some writing linked to our space topic. We will be writing an adventure story all about embarking on a space quest. This will get us to think about using adjectives and expanded noun phrases to describe settings, as we will be describing what we can see out of a rocket window and what the planet we visit looks like. If you want to support your children at home, it would be good to focus on handwriting, getting them to practise so that their letters are not too big and sit on the line.</p>	<p>In Science, we will be learning about animals, including humans. We will learn about our bodies with a focus on healthy living (hygiene, the importance of exercise and healthy eating).</p> <p>We will then move on to learning about the life cycles of various animals and learn about how they grow and change in a similar way to humans.</p>	<p>Our computing units link with our topic theme. We will initially be having a go at being astronauts. Programmable toys and 'Scratch' software will enable the children to input a series of instructions to make a 'space shuttle' move from planet to planet.</p> <p>The children will then move on to using the research they completed during English lessons to present their findings in the format of a non-chronological report about Space using Microsoft Publisher.</p>

FOUNDATION SUBJECTS

<h3>Geography</h3> 	<h3>R.E</h3> 	<h3>History</h3> 	<h3>D&T</h3> 	<h3>Art</h3> 
<p>Our Geography work will be linked to our learning about the voyages of Amelia Earhart. We will compare old and new maps before moving on to study world maps, atlases and globes, naming and locating the seven continents and five oceans. We will use songs to help us remember the names!</p>	<p>During R.E sessions, the children will think about Creation—Who made the world? We will be thinking about how humans can care for God's unique creation.</p> <p>After half term we will then look at Incarnation—Why does Christmas matter to Christians? We will be thinking about the birth of Jesus and what that means to Christians.</p>	<p>Our focus in history will be all about explorers! We will start by learning about Neil Armstrong and the First Lunar Landing. Our focus will be on his life and the life before 1969 and what the world was like at this time.</p> <p>We will then move on to learning about the adventures of Amelia Earhart. We will learn about how she was the first female pilot to fly alone across the Atlantic and will link this to our Geography work.</p>	<p>During DT this term we will be designing and making our own moon buggies, thinking about the moving parts. We will also be constructing and painting our own Paper Mache planets.</p>	<p>Our Art project will focus on space and explorers. The children will be looking at Neil Armstrong. They will be studying the planets in detail through drawing, as well as using various materials including pastels, chalk and paint.</p>