

Slide 1



SAFERCHILDREN
LIMITED

E-SAFETY AWARENESS PARENT WORKSHOP

Keeping Our Children Safe Online

Slide 2



SAFERCHILDREN
LIMITED

What Is E-Safety ?

- The safe and responsible use of technology
- Includes the use of the internet, together with other electronic communications
e.g. Text messaging, e-mails etc
- E-safety is as much about behaviour as it is electronic security
- 3 risk areas:-
- Being exposed to illegal, inappropriate or harmful material
- Harmful online interaction with other users
- Personal online behaviour which could cause harm

2

Slide 3



SAFERCHILDREN
LIMITED


Why do we need to keep our children safe online?

- The internet is part of our everyday life
- Offers a host of thrilling new possibilities for learning, creativity and fun
- Sadly times have changed
- The virtual world presents a whole new set of risks
- It is our responsibility as adults and parents to help our children navigate through the online world safely
- Every click, every post, every purchase, every photo we upload leaves a digital footprint

3

Slide 4

What is your responsibility as a parent?




- Everybody has a responsibility to safeguard and protect their children, whether that be online or not
- The best way to minimise your child's risk when online is to carry out the same caution you do offline
- BE AWARE OF WHAT IS GOING ON
- Let them know you're always there for them
- Discuss online safety at an early age and help set boundaries together – especially about time spent online

4

Slide 5

INTERESTING STATISTICS




- 33% of children aged 3 - 4 use the internet through a PC or laptop
- 25% of these children watch TV on equipment such as i pads, other than a TV
- Over 50% of parents worry about how much time their children spend online
- 1 in 5 eight to eleven year olds have a social media profile
- 1 in 4 children have experienced online abuse
- 1 in 3 children have been victims of cyberbullying
- 1 in 7 children have taken semi naked photographs of themselves and half of these have shared with someone else

5

Slide 6

TYPES OF ONLINE ABUSE



- Grooming – Section 15 Sexual Offences Act 2003
- Child Sexual Abuse
- Cyberbullying
- Sexting

6

Slide 7




FUN AND INTERACTIVE WAYS TO KEEP SAFE ONLINE

Safe-search engines –
Swiggle.org
Kids-search.com
Google safe search

Fun Apps -
Digiduck Big Decision
Lee And Kim
Hector's World
CBeebies
Disney Junior
Fisher Price
YouTube Kids

7

Slide 8




BEST ADVICE FOR YOUR CHILDREN

- ASK AN ADULT before you go online
- DON'T TELL ANYONE any of your personal details – home address, mobile number, school you attend
- DON'T SEND PHOTOGRAPHS to anybody who you don't know
- TELL AN ADULT about anything that worries you

8

Slide 9




4 Areas Of Advice

- 1 Have the "online safety chat" with your child at an early stage and re-visit often
- 2 Make the most of using all privacy setting available – keep it at it's highest
- 3 Use parental controls on your home broadband
- 4 Make time to read and understand parental control settings, restrictions etc on all devices used in your home

9

Slide 10




FILTER, RESTRICT & MONITOR CONTENT

- The Main 4 internet providers:
 - SKY
 - BT
 - TALK TALK
 - VIRGIN MEDIA
- Setting parental controls for your home broadband is the easiest way to filter and restrict inappropriate websites on any device connected to your Wi-Fi.
- www.internetmatters.org

10

Slide 11




I PHONE/I PAD RESTRICTIONS

- Go to settings
- Go to general
- Down to restrictions –should be off
- Create a password different from the device's password
- Enables access to restriction page
- Choose the restrictions you want to apply
- Allowed content – what they can purchase
- Limit access to websites

11

Slide 12



APPLE FAMILY SHARING INFO

Family Sharing makes it easy for up to 6 people in your family to share each other's i tunes and app store purchases without sharing accounts.

You pay for all purchases using just one credit card

You can use on all Apple devices


EASY TO SET UP

As the “organiser” you can set up ASK TO BUY

Children under 13 can have their own Apple ID

12

Slide 13



How To React If Your Child Is Worried

- Stay calm
- Use active listening – tell me everything
- Give support and reassurance
- Don't hurry your child
- REMEMBER THAT IF YOU DON'T REACT APPROPRIATELY THE FIRST TIME THEY WILL BE LESS LIKELY TO TELL YOU AGAIN IF THEY NEED HELP

13

Slide 14




TEAM

- **T**alk about staying safe online
- **E**xplore the online world safely
- **A**gree rules about what's ok and what's not
- **M**anage your family's settings and controls as well as your own

14

Slide 15



SOME BEDTIME READING

www.internetmatters.org

www.ceop.police.uk

www.nspcc.org.uk

www.childnet.com

www.saferinternet.org.uk

www.bbc.co.uk/staysafe

15