

Draw 2D Shapes

Adult Guidance with Question Prompts



Children demonstrate their knowledge of the number of sides and vertices to draw 2D shapes. They could create the shapes first using geoboards and elastic bands before drawing them onto the dotted paper. Encourage them to consider the size of the shape so they can fit all four onto the paper. Children will need rulers. Children could label each shape with the name or draw a line from the name to the shape. Explain that they can turn the paper as they draw if that makes it easier.

How many sides/vertices does a (shape name) have?

Can you show me how to make one using the geoboard?

Can you draw it onto the dotted paper?

What equipment will you use to make sure your sides are straight?

How will the dots help?

How can you make sure you have room for all four shapes?

What part of the shape will you draw first? Why?

How many sides do you need to draw?

How can you check you have drawn the right shape?

How will you make it clear which shape you have drawn?

Draw 2D Shapes



Draw these 2D shapes.

rectangle

square

triangle

pentagon

A large grid of 10 rows and 15 columns of small black dots, intended for drawing the shapes on a geoboard.

How many sides and vertices does each shape have?

Draw 2D Shapes

Adult Guidance with Question Prompts



Children solve shape riddles using their knowledge of the properties and use these facts to draw the shapes. They make the shapes on geoboards, if available, and then transfer the shape onto dotted paper. They can also investigate if there is more than one possible answer - for example, they may draw irregular shapes.

Can you read the clues?

What is the important information?

Can you make the shape on a geoboard?

Does it match the clues? Prove it.

Can you draw the shape onto dotted paper?

Is that the only shape that matches the clues?

Can you think of a different way of making a shape that fits the clues?

Has your friend drawn the same shape or a different shape?

How is it the same/different?

Can you both be right?

Draw 2D Shapes



Solve these shape riddles and draw the shapes.

What Am I?

I am a 2D shape.

I have six sides.

I have six vertices.

All my sides are straight.



What Am I?

I am a 2D shape.

I have eight sides.

I have eight vertices.

All my sides are straight.







Write your own riddle for a friend to solve and draw.

Draw 2D Shapes



Here is part of a shape with straight sides.

Add one or more sides to make different shapes.



How many different shapes can you make?

Can you name them?

Draw 2D Shapes

Adult Guidance with Question Prompts



Children investigate how many different 2D shapes they can make given two sides that have already been drawn. Children will need rulers for this activity.

How many sides does the shape already have?

What shape will you make if you add one more side?

Show me how you could add two more sides.

I think if a shape has four sides, then it must be a square.

Am I right? Why not?

Are there different ways of adding two more sides?

How many sides would you need to add to make a pentagon?

Could you make a hexagon?