

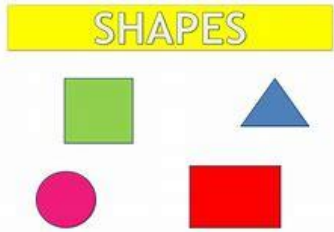




Dear Parent/Carer

Here are some ideas of activities you can do at home with your child to help extend their learning.

<p><u>Key topic vocabulary:</u></p> <ul style="list-style-type: none"> • Water • Wet • Ice • Snow • Rain • Drops • River • Condensation • Clouds • Water cycle 	<p>Please upload home learning onto your child's learning journey on Tapestry.</p> 	<p><u>Home learning challenges:</u> Select from the list below activities you would like to do as your home learning challenges. Have fun and be creative! Please don't forget to upload pictures onto Tapestry after.</p> <div style="display: flex; flex-wrap: wrap;"> <div style="width: 50%; padding: 5px;"> <p>Go on a rainy day walk. Look for muddy puddles and go splashing in your wellies! Don't forget your raincoat and umbrella.</p> </div> <div style="width: 50%; padding: 5px;"> <p>Can you observe water in its various states on your way to school?</p> </div> <div style="width: 50%; padding: 5px;"> <p>Explore melting ice and watch how it transforms from frozen into a watery liquid once more.</p> </div> <div style="width: 50%; padding: 5px;"> <p>Think about everyday uses for water. What do you use it for at home each day? Think about the different places we can find water.</p> </div> </div>
<p><u>Key maths vocabulary:</u></p> <ul style="list-style-type: none"> • shapes • circle • square • triangle • rectangle • edges • corners • sides • length • round 	<p>We always need some interesting things for our junk modelling area, we will appreciate:</p> <ul style="list-style-type: none"> • Cereal boxes/biscuit boxes, small boxes, shoe boxes • Old material/fabric • Small containers • Yoghurt pots • Milk lids (washed and dried) • Milk bottles (washed and dried) • Empty kitchen towel roll 	<p><u>Supporting learning at home:</u></p> <ul style="list-style-type: none"> • Daily reading at home • Take your child to the library • Cbeebies- Number Blocks • YouTube- nursery rhymes 