





Homework Summer 1st Half Term

Reading. Remember reading is probably **the most important homework** you can do. Try and read every night even if it is just for 10 minutes. Remember to record in your reading journal and take this into school so that your teacher can keep track of what you are doing. Sometimes it is also nice to have stories read to you (these count in your termly total).

Maths. Remember you also have a login for mathletics and you can practice all types of maths at home as well as play fun games. When you do particularly well you will be awarded certificates which we give out in celebration assembly. We also give out times table bands each week so if you haven't got them all yet keep practising.

Books Read this Term:		Matletics Certificates:		Times table Bands:				
Personal Moral Spiritual Footprints	<p>Be Clean. Now that we are allowed to go a bit further afield it will be interesting to see how our favourite places have changed. With less people visiting places it may be that they have been less affected by the mess that can get left behind. Maybe people will also have a new found respect for the natural world and look after it a bit better but I bet you will still find some places where the winds, tides and some thoughtless hands have let rubbish build up so this one's easy: get a pair of gloves (plenty in school if you need them) and a couple of sacks and 'Clean it Up!' Remember to try and reuse or recycle what you find and weigh how much you clear up - we may have a prize for the best cleaner!</p> 	<p>Birds in Spring There are many types of different birds being sighted now Spring is upon us and many of them have lots of hungry mouths to feed. Your task is to make a bird feeder out of materials of your choice and watch and record which birds visit your garden/outside area. If you want a really easy way to make a bird feeder I think Miss Mogridge still has a video lesson available to help you. Poundland and Wilko are good for cheap bird food and if you want my tip it would be to use sunflower hearts as they seem popular with just about every bird in Truro and maybe a little bowl of mealworms for those birds that prefer grubs. Before doing this task have a look on the RSPB site and follow advice on feeding birds e.g. how to feed nuts safely.</p> 	<p>Recycle and reuse We have done this before but it always produces some fantastic creations so we thought we'd do it again. It is good to put rubbish that can be recycled in special bags rather than in the general waste bin but it can be even better to recycle and/or reuse things yourself. You can turn old boxes into musical instruments or old plastic containers into toys. There are hundreds of ideas on the internet - what is the most creative way you can turn waste into a new product? Maybe combine this activity with Be Clean.</p> 	<p>SEEK it Capture It Who's feeling competitive?! Who hasn't discovered the wonderful SEEK APP? For those of you that haven't, SEEK is a free APP you can download onto a smartphone (or your mum's and dad's) that can be used to identify species. It's best for insects and plants as you can't usually get close enough to birds or mammals to photograph them! The challenge is who can identify the most species of wild plants this half term - I'm up to 62 at the moment but think a 100 could be possible. If you don't have access to a phone and the APP you could use a good old-fashioned guidebook. We will give awards for all of you that find 50+ species and 100+ species.</p> 	Comment	Comment	Comment	Comment
	<p>Our Topic Into the woods</p>	<p><u>Creative</u> Can you make a mini version of the Gruffalos home using either recycled or natural materials.</p>	<p><u>Exploring</u> Go on a treasure hunt and collect- one of each of the following items, round pebble, shell, petal, feather, heart shaped stone, pine cones, a mystery natural object.</p>	<p><u>Senses</u> Go on senses walk. What did you see, hear, smell, touch? Record it in your own way (writing, pictures, captions).</p>	<p><u>Imagination</u> Make a new creature out of natural materials - then describe and share with the class.</p>	Comment	Comment	Comment