

Age Range	4 to 11
% Special Educational Needs (Statemented) - SEN	0.0%
% SEN Without a Statement	18.6%
% Black and Minority Ethnic - BME	14.4%
% Service Children	0.0%
% English as an Additional Language	10.3%

Gwinear Community Primary School

LA
Maintained

Ofsted Rating:
Overall Effectiveness

1 234
Outstanding

<http://www.ofsted.gov.uk>

Free School Meals
(Ever6 Pupil Premium)

27.8%
27 pupils

National Average: 25.4%

Pupils: 97

46 (47.4%)
51 (52.6%)

21 Pupils Per Teacher (2016)

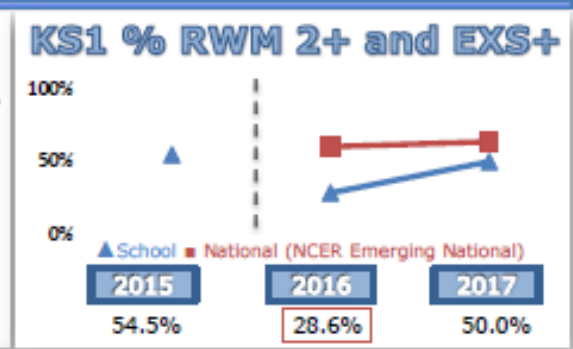
Floor Standards* met 2017? ✓

65% EXS In RWM? ✗

Progress In RWM? ✓

Reading 2015 2016 2017

KS1	2+	100.0%	EXS+	42.9%	64.3%
	3+	18.2%	GDS	21.4%	42.9%
KS2	4+	80.0%	EXS+	45.5%	60.0%
	5+	60.0%	GDS	0.0%	20.0%



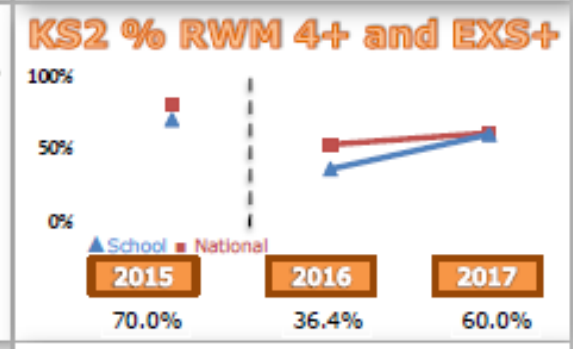
Above Coasting?* 2015 -

2016 ✗

2017 TBC

Writing 2015 2016 2017

KS1	2+	54.5%	EXS+	35.7%	57.1%
	3+	0.0%	GDS	0.0%	21.4%
KS2	4+	90.0%	EXS+	81.8%	73.3%
	5+	30.0%	GDS	36.4%	20.0%

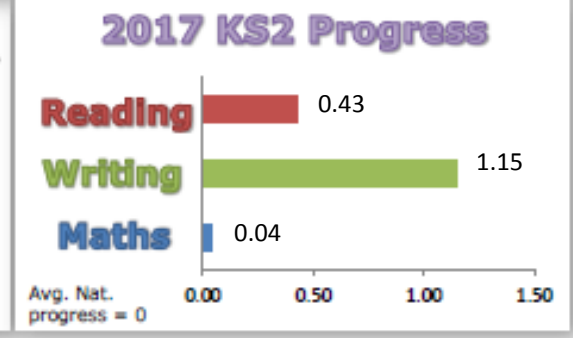


KS1 2017
14 pupils

2016 14 pupils
2015 11 pupils

Maths 2015 2016 2017

KS1	2+	100.0%	EXS+	35.7%	71.4%
	3+	0.0%	GDS	14.3%	7.1%
KS2	4+	70.0%	EXS+	63.6%	80.0%
	5+	30.0%	GDS	9.1%	13.3%



Overall Attendance:
% of possible half-days recorded as attended

2013/14	95.5%
2014/15	95.3%
2015/16	96.0%

Compared to National Average*

Significantly Above

Significantly Below

CORNWALL COUNCIL

Average Scaled Scores KS2:

Mathematics—104.6

Reading—103.2

GPS—101.6