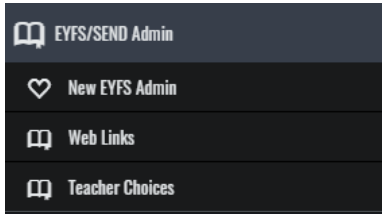




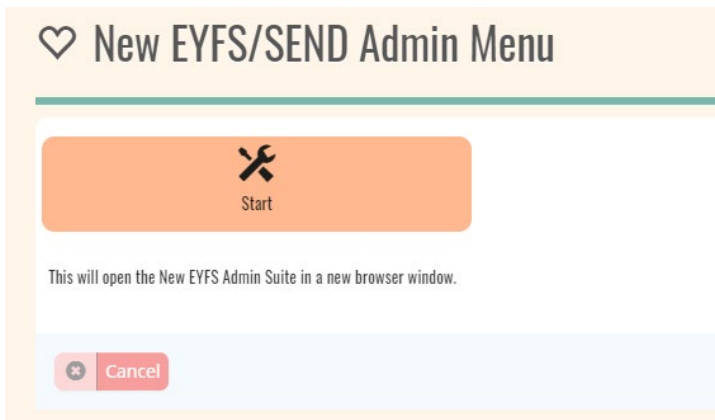
Teacher Dashboard

Accessing EYFS360

You can access all the new EYFS360 facilities via your School360 admin. Log-in as normal and click 'ADMIN' on your homepage. In school360 admin click on the 'EYFS/SEND', 'New EYFS Admin' option in the left-hand menu.

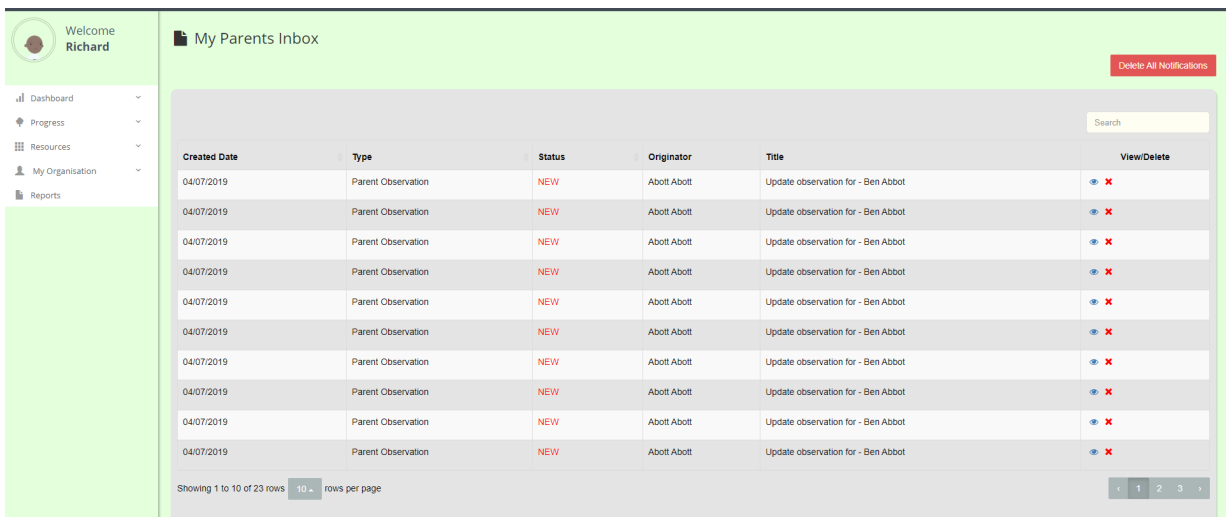


Click on the 'Start' button to access the new EYFS360 system.



Dashboard – MY Parents Inbox

You will be taken to your EYFS Dashboard, 'My Parents Inbox' view



From here you can see all the parent activity for the children you are responsible for. You will see an entry in the table every time a parent creates/updates an observation or comment.


To access an item just click on the 'eye' icon and this will open the observation.



Teacher Dashboard


New Parent Observation/Comment

Observations



new parent

new image


5 July 2019 | 0 comments | 

Parent Observation
Added for Ben by: Abbott Abbott

Back

You can see details by clicking the 'eye' icon.

Test School With Long Namez



new parent

5 July 2019


new image

Close

You can add a comment by clicking the comment icon. Type your comment and click 'send'.


New Parent Observation/Comment

Observations



new parent

new image

5 July 2019 | 0 comments | 

Parent Observation
Added for Ben by: Abbott Abbott

test

Send

Newest Oldest Popular

No comments

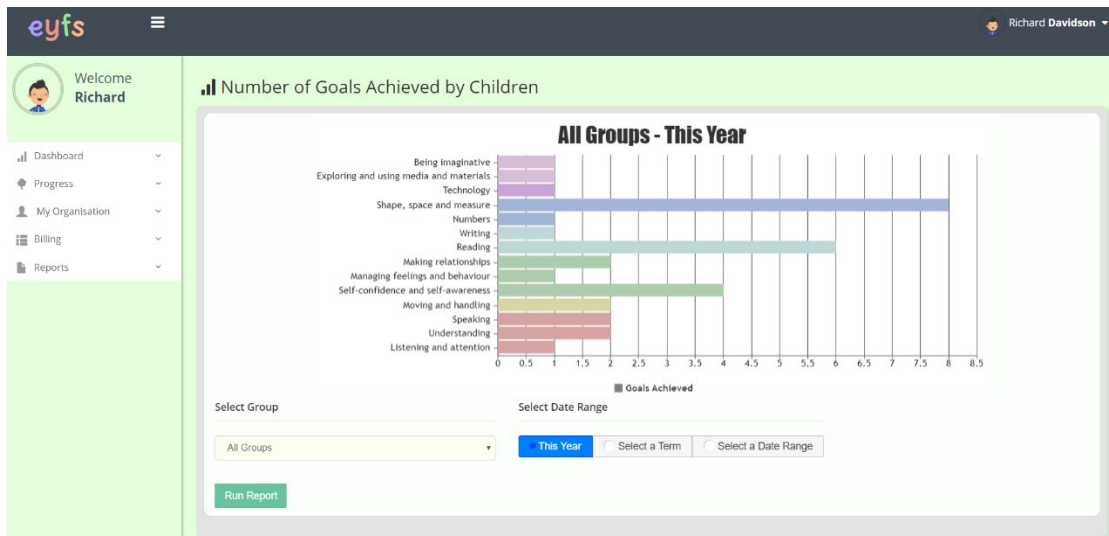
Back



Teacher Dashboard

Dashboard – Observation Statistics

This shows a count of all the observations made for all classes by aspect this year to date. The aspect bars are colour coded for each ALD



You can refine the view by selecting individual classes or specifying a term or date range.

More Help Documents

Don't forget to read the other help documents to get the most out of EYFS360.

If you have any thoughts on how we could improve EYFS360 please get in touch

Contacts are...

info@school360.co.uk

Jennifer.Harris@northumberland.gov.uk