

Headline Performance Report 2018

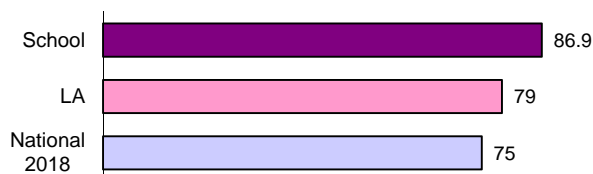
Woodside Junior School

Key Stage 2

Percentage of pupils achieving at least the Expected standard in Reading

Your School's Result

86.9%



Your school is in the top 40% of schools in the LA for this measure, and is 11.9 percentage points above the 2018 national average.

LA Bottom 20% of schools are below

68.9

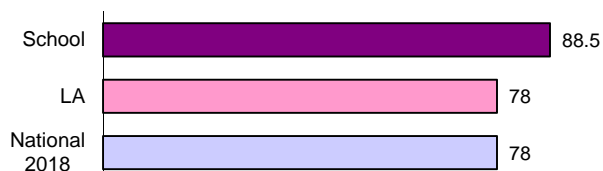
LA Top 20% of schools are equal to or above

89.5

Percentage of pupils achieving at least the Expected standard in Writing (TA)

Your School's Result

88.5%



Your school is in the top 20% of schools in the LA for this measure, and is 10.5 percentage points above the 2018 national average.

LA Bottom 20% of schools are below

69.6

LA Top 20% of schools are equal to or above

87.5

Percentage of pupils achieving at least the Expected standard in Maths

Your School's Result

86.9%



Your school is in the top 40% of schools in the LA for this measure, and is 10.9 percentage points above the 2018 national average.

LA Bottom 20% of schools are below

63.8

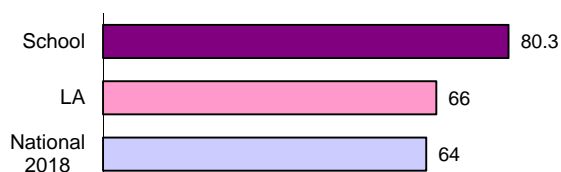
LA Top 20% of schools are equal to or above

87.2

Percentage of pupils achieving at least the Expected standard in Reading, Writing (TA) and mathematics

Your School's Result

80.3%



Your school is in the top 20% of schools in the LA for this measure, and is 16.3 percentage points above the 2018 national average.

LA Bottom 20% of schools are below

52.8

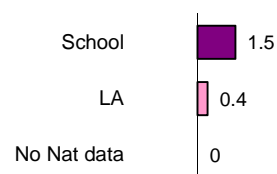
LA Top 20% of schools are equal to or above

79.3

KS1 to KS2 Progress score in Reading

Your School's Result

1.5%



Your school is in the top 40% of schools in the LA for this measure. Note: Progress scores are a relative measure where the national progress score is equal to zero.

LA Bottom 20% of schools are below

-1.3

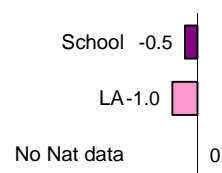
LA Top 20% of schools are equal to or above

2.1

KS1 to KS2 Progress score in Writing

Your School's Result

-0.5%



Your school is in the top 50% of schools in the LA for this measure. Note: Progress scores are a relative measure where the national progress score is equal to zero.

LA Bottom 20% of schools are below

-2.5

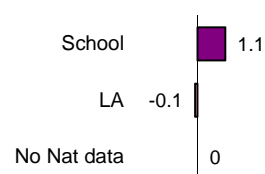
LA Top 20% of schools are equal to or above

0.6

KS1 to KS2 Progress score in Maths

Your School's Result

1.1%



Your school is in the top 40% of schools in the LA for this measure. Note: Progress scores are a relative measure where the national progress score is equal to zero.

LA Bottom 20% of schools are below

-2.2

LA Top 20% of schools are equal to or above

1.6