

Hundredths on a place value grid

1 Write the decimal that is represented in each place value chart.

a)

Ones	Tenths	Hundredths
		●●●●

b)

Ones	Tenths	Hundredths
	●●●	●●●●●

c)

Ones	Tenths	Hundredths
●●●●● ●●	●●	●●●●● ●●●

d)

Ones	Tenths	Hundredths
●●		●●●●● ●

e)

Ones	Tenths	Hundredths
●●●	●●●●● ●	

2 Use place value counters to make each number.
Draw your answers on the place value charts.

a) 0.06

Ones	Tenths	Hundredths

b) 0.24

Ones	Tenths	Hundredths

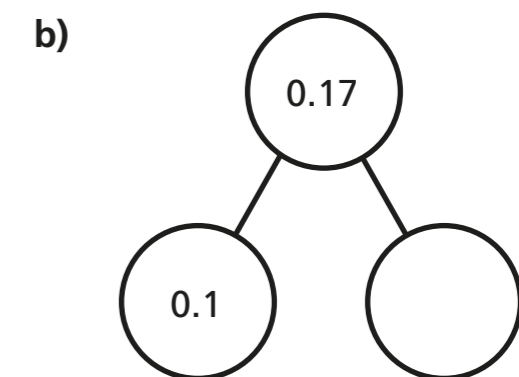
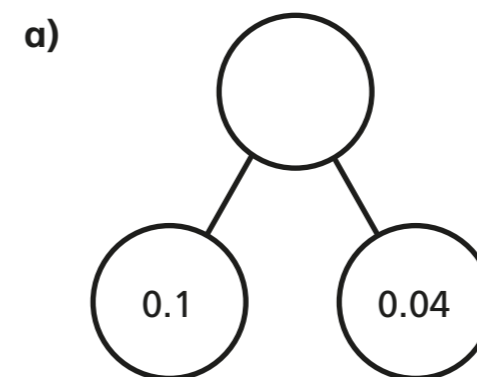
c) 1.72

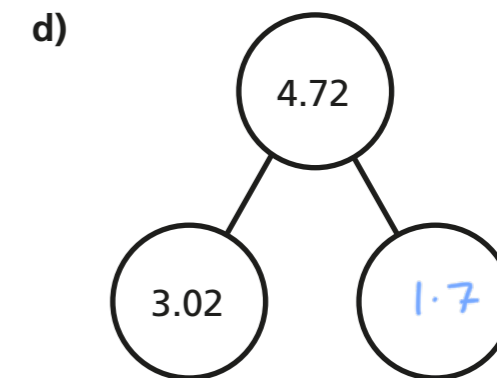
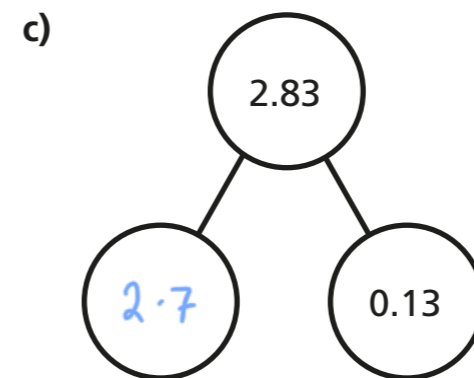
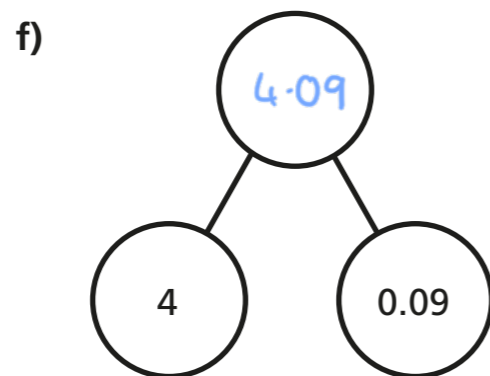
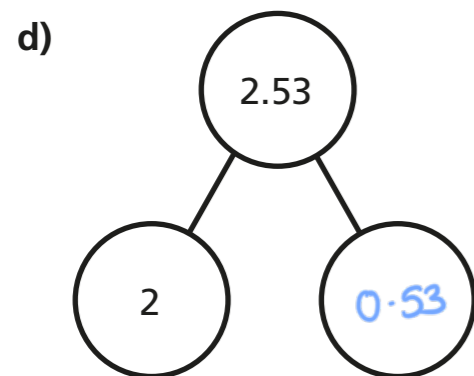
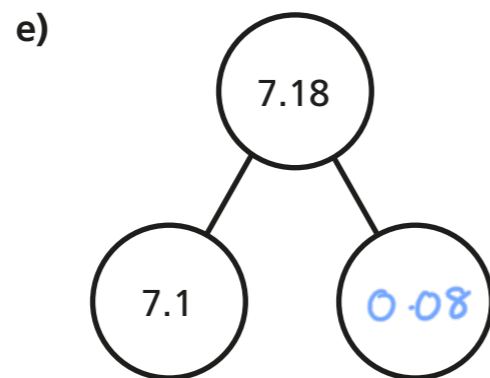
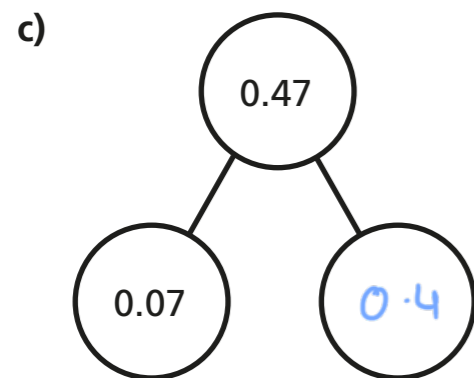
Ones	Tenths	Hundredths

d) 3.08

Ones	Tenths	Hundredths

3 Complete the part-whole models.





4 Complete the sentences.

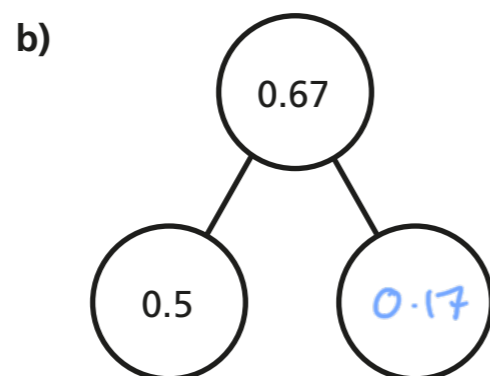
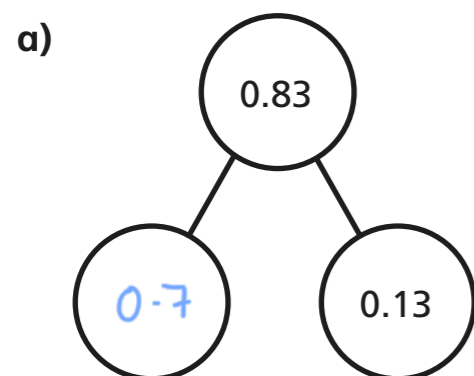
a) 2 tenths can be exchanged for hundredths.

b) 7 tenths can be exchanged for hundredths.

c) 7 tenths and 4 hundredths is equivalent to hundredths.

d) tenths and hundredths is equivalent to 26 hundredths.

5 Complete the part-whole models.



6 Whitney, Tommy, Esther and Dexter each have the same three digit cards and a place value chart.

Ones	Tenths	Hundredths
•		

0	3	6
---	---	---

When they put the cards in the chart with one in each space, they each make a different number.

Use the clues to work out each person's number and write it on their place value chart.

- Dexter makes the greatest number possible.
- Tommy makes the number closest to four.
- Esther and Whitney choose the two numbers closest together (Esther makes the slightly greater number).

Dexter			Tommy		
Ones	Tenths	Hundredths	Ones	Tenths	Hundredths
6	3	0	3	6	

Whitney			Esther		
Ones	Tenths	Hundredths	Ones	Tenths	Hundredths
0	3	6	0	6	3

