

Homework Sheet 1: Whole Numbers

Write these numbers in figures.

- 1 six hundred and fifty-four
- 2 one thousand four hundred and eight-two
- 3 eight hundred and seventeen
- 4 two thousand one hundred and forty
- 5 four thousand and ninety-three
- 6 six thousand three hundred and twenty-nine
- 7 nine thousand and one
- 8 three thousand five hundred and seventy-six
- 9 five thousand nine hundred and thirty-eight
- 10 eight thousand and sixty-five
- 11 five thousand two hundred and four
- 12 seven thousand and forty-seven

Write these numbers in words. Take care with the spelling.

- 13 936
- 14 2891
- 15 1024
- 16 3369
- 17 5008
- 18 8152
- 19 715
- 20 6070
- 21 7643
- 22 4287
- 23 9405
- 24 2019

Homework Sheet 2: Place Value

	Th	H	T	U	
	2	5	8	7	The 2 has a value of 2000. The 5 has a value of 500. The 8 has a value of 80. The 7 has a value of 7.
$2587 = 2000 + 500 + 80 + 7$					

Partition these numbers as in the example.

- 1 $1851 = 1000 + \dots + \dots + \dots$
- 2 $4429 = \dots + \dots + \dots + \dots$
- 3 $2595 = \dots + \dots + \dots + \dots$
- 4 $6637 = \dots + \dots + \dots + \dots$
- 5 $3182 = \dots + \dots + \dots + \dots$

Write the value of the underlined digit.

- | | | |
|-----------------------------|-----------------------------|-----------------------------|
| 6 $5\underline{3}18 \dots$ | 11 $159\underline{8} \dots$ | 16 $\underline{3}684 \dots$ |
| 7 $96\underline{2}4 \dots$ | 12 $3\underline{6}33 \dots$ | 17 $82\underline{4}7 \dots$ |
| 8 $\underline{8}762 \dots$ | 13 $417\underline{5} \dots$ | 18 $\underline{2}712 \dots$ |
| 9 $49\underline{4}6 \dots$ | 14 $5\underline{8}29 \dots$ | 19 $935\underline{6} \dots$ |
| 10 $727\underline{3} \dots$ | 15 $\underline{9}461 \dots$ | 20 $7\underline{9}35 \dots$ |

Work out

- | | |
|------------------------|------------------------|
| 21 $1273 + 400 \dots$ | 26 $4341 + 3000 \dots$ |
| 22 $6816 + 70 \dots$ | 27 $7507 + 300 \dots$ |
| 23 $2659 + 2000 \dots$ | 28 $4725 + 70 \dots$ |
| 24 $8092 + 500 \dots$ | 29 $3460 + 4000 \dots$ |
| 25 $3138 + 40 \dots$ | 30 $5184 + 600 \dots$ |

Homework Sheet 3: Counting On

Count on in 100s.

- 1 400 from 1364
- 2 800 from 2418
- 3 600 from 1530
- 4 900 from 2751
- 5 700 from 3927

Count on in 1000s.

- 6 5000 from 2452
- 7 3000 from 5800
- 8 7000 from 2196
- 9 6000 from 1384
- 10 8000 from 2715

Count back in 10s.

- 11 60 from 784
- 12 40 from 230
- 13 70 from 529
- 14 50 from 817
- 15 90 from 463

Count back in 100s.

- 16 500 from 1860
- 17 400 from 1274
- 18 800 from 2519
- 19 600 from 3180
- 20 700 from 2336

Continue the sequences

- 21 753 763 773 783
- 22 325 324 323 322
- 23 1410 1510 1610 1710
- 24 665 655 645 635
- 25 2439 2339 2239 2139
- 26 1271 2271 3271 4271
- 27 994 995 996 997
- 28 7019 6019 5019 4019

Homework Sheet 4: Multiplying and Dividing by 10

Work out.

1 $8 \times 10 = \dots\dots\dots$

2 $35 \times 10 = \dots\dots\dots$

3 $71 \times 10 = \dots\dots\dots$

4 $164 \times 10 = \dots\dots\dots$

5 $349 \times 10 = \dots\dots\dots$

6 $200 \times 10 = \dots\dots\dots$

7 $593 \times 10 = \dots\dots\dots$

8 $817 \times 10 = \dots\dots\dots$

9 $750 \times 10 = \dots\dots\dots$

10 $482 \times 10 = \dots\dots\dots$

11 $250 \div 10 = \dots\dots\dots$

12 $700 \div 10 = \dots\dots\dots$

13 $630 \div 10 = \dots\dots\dots$

14 $4000 \div 10 = \dots\dots\dots$

15 $3900 \div 10 = \dots\dots\dots$

16 $8460 \div 10 = \dots\dots\dots$

17 $1380 \div 10 = \dots\dots\dots$

18 $190 \div 10 = \dots\dots\dots$

19 $4520 \div 10 = \dots\dots\dots$

20 $9840 \div 10 = \dots\dots\dots$

Complete by writing the missing number.

21 $\dots\dots\dots \times 10 = 590$

22 $\dots\dots\dots \times 10 = 5000$

23 $\dots\dots\dots \times 10 = 7300$

24 $\dots\dots\dots \times 10 = 460$

25 $\dots\dots\dots \times 10 = 3280$

26 $\dots\dots\dots \times 10 = 8720$

27 $\dots\dots\dots \div 10 = 37$

28 $\dots\dots\dots \div 10 = 600$

29 $\dots\dots\dots \div 10 = 158$

30 $\dots\dots\dots \div 10 = 290$

31 $\dots\dots\dots \div 10 = 40$

32 $\dots\dots\dots \div 10 = 762$

How many 10p's make:

33 £2

35 £15

37 £60

34 £7

36 £10

38 £100?

Homework Sheet 5: Rounding

To round to the nearest 10 look at the units column.
 To round to the nearest 100 look at the tens column.
 If the number is less than 5, round down.
 If the number is 5 or greater than 5, round up.

Round these numbers to the nearest 10.

- | | | |
|-------------|-------------|--------------|
| 1 31 | 5 195 | 9 446 |
| 2 89 | 6 62 | 10 62 |
| 3 43 | 7 418 | 11 127 |
| 4 216 | 8 52 | 12 374 |

Round these numbers to the nearest 100.

- | | | |
|--------------|--------------|--------------|
| 13 170 | 17 930 | 21 350 |
| 14 420 | 18 760 | 22 390 |
| 15 580 | 19 510 | 23 750 |
| 16 250 | 20 270 | 24 840 |

Approximate by rounding to the nearest 10.

- 25 $87 + 53$ is about $\dots^{\text{90}} \dots + \dots^{\text{50}} \dots = \dots$
- 26 $66 + 73$ is about $\dots + \dots = \dots$
- 27 $117 - 38$ is about $\dots - \dots = \dots$
- 28 $141 - 69$ is about $\dots - \dots = \dots$
- 29 28×3 is about $\dots \times 3 = \dots$
- 30 59×2 is about $\dots \times 2 = \dots$

Homework Sheet 6: Number Sequences

To find the rule that links the numbers study the gaps.
 Examples 1 4 7 10 13 The rule is "add 3".
 20 18 16 14 12 The rule is "subtract 2".

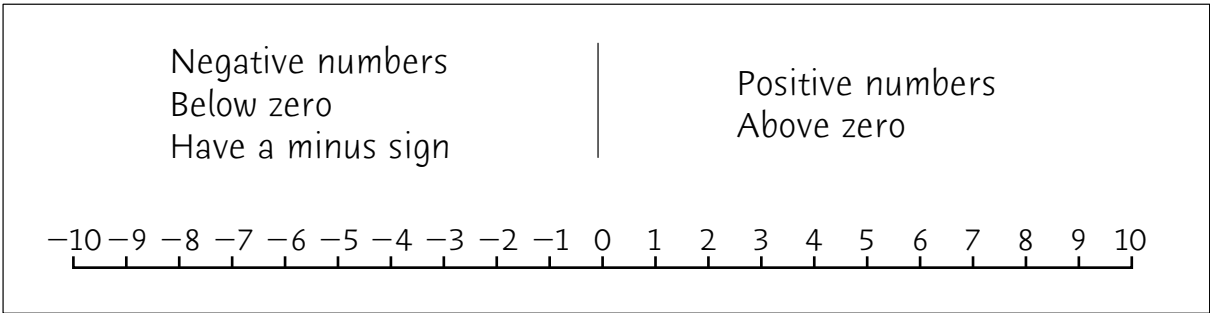
Complete each sequence.

	Rule	Start at							
1	Add 3	61	64	67					
2	Subtract 5	47							
3	Add 7	14							
4	Subtract 8	56							
5	Add 25	25							
6	Subtract 6	60							
7	Add 9	16							
8	Subtract 20	200							

Complete the sequences by filling in the boxes.

- 9 8 13 18 23
- 10 42 38 34 30
- 11 46 52 58 64
- 12 93 84 75 66
- 13 130 150 170 190
- 14 53 46 39 32
- 15 35 43 51 59
- 16 525 500 475 450

Homework Sheet 7: Negative Numbers



Use the number line.

- | | |
|--|---|
| 1 Count on 5 from -2 . <input style="width: 50px;" type="text"/> | 6 Count back 12 from 7. <input style="width: 50px;" type="text"/> |
| 2 Count back 6 from -1 . <input style="width: 50px;" type="text"/> | 7 Count on 10 from -8 . <input style="width: 50px;" type="text"/> |
| 3 Count on 7 from -9 . <input style="width: 50px;" type="text"/> | 8 Count back 14 from 6. <input style="width: 50px;" type="text"/> |
| 4 Count back 8 from 4. <input style="width: 50px;" type="text"/> | 9 Count on 6 from -7 . <input style="width: 50px;" type="text"/> |
| 5 Count on 9 from -4 . <input style="width: 50px;" type="text"/> | 10 Count back 5 from -3 . <input style="width: 50px;" type="text"/> |

Complete each sequence by writing the missing numbers.

- 11 $-6 \quad -5 \quad -4 \quad -3$
- 12 $10 \quad 8 \quad 6 \quad 4$
- 13 $-7 \quad -8 \quad -9 \quad -10$
- 14 $-9 \quad -7 \quad -5 \quad -3$
- 15 $5 \quad 4 \quad 3$ -2
- 16 $5 \quad 3$ $-3 \quad -5$
- 17 $-7 \quad -6 \quad -5 \quad -4$
- 18 $-8 \quad -6$ $4 \quad 6$
- 19 $-30 \quad -25 \quad -20 \quad -15$
- 20 $5 \quad 8 \quad 11 \quad 14$

Homework Sheet 8: Multiples

Multiples are the numbers in a multiplication table.
 The multiples of 2 are 2, 4, 6 ... 24, 26, 28 ... 56, 58, 60 and so on.

Complete the first 8 multiples of the number in the first box.

1	2	4	6	8				
2	3							24
3	5				25			
4	6					36		
5	4			16				

Write Yes or No.

- | | |
|-----------------------------------|----------------------------------|
| 6 Is 29 a multiple of 3? | 13 Is 35 a multiple of 5? |
| 7 Is 36 a multiple of 4? | 14 Is 24 a multiple of 3? |
| 8 Is 45 a multiple of 9? | 15 Is 80 a multiple of 10? |
| 9 Is 23 a multiple of 7? | 16 Is 34 a multiple of 4? |
| 10 Is 94 a multiple of 2? | 17 Is 18 a multiple of 6? |
| 11 Is 105 a multiple of 10? | 18 Is 28 a multiple of 8? |
| 12 Is 32 a multiple of 8? | 19 Is 63 a multiple of 2? |

Draw a circle around the numbers which are not multiples of:

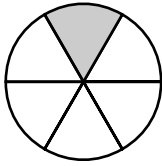
20 <input style="width: 40px;" type="text" value="2"/> 27 18 45 30 78	22 <input style="width: 40px;" type="text" value="3"/> 15 23 27 60 31
21 <input style="width: 40px;" type="text" value="6"/> 18 26 24 63 30	23 <input style="width: 40px;" type="text" value="5"/> 24 35 70 52 105

Write two numbers that are multiples of:

24 2 and 7 <input style="width: 40px;" type="text"/> <input style="width: 40px;" type="text"/>	26 3 and 10 <input style="width: 40px;" type="text"/> <input style="width: 40px;" type="text"/>
25 4 and 5 <input style="width: 40px;" type="text"/> <input style="width: 40px;" type="text"/>	27 10 and 8 <input style="width: 40px;" type="text"/> <input style="width: 40px;" type="text"/>


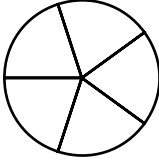

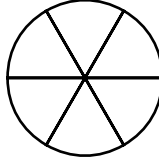
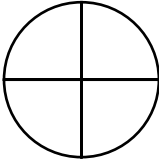
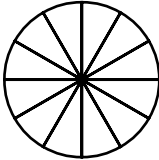
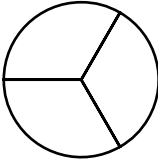
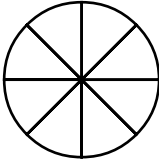


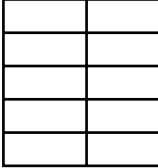
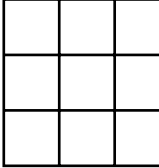

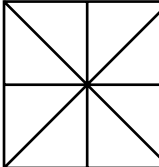

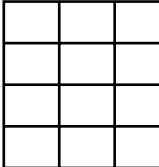
Homework Sheet 9: Recognizing Fractions

Example

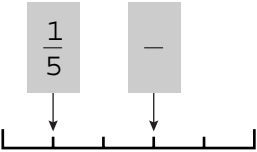
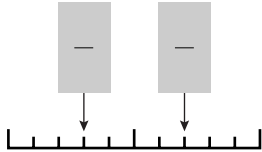
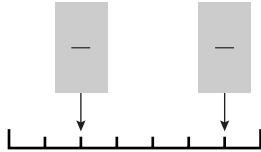
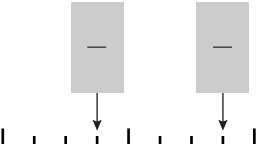
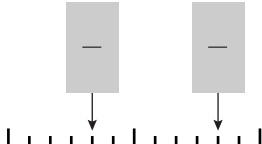
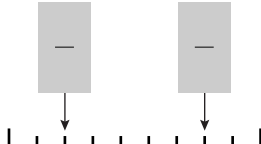


$\frac{1}{6}$ is shaded
 $\frac{5}{6}$ is unshaded

For each shape shade the fraction shown.

1		$\frac{1}{2}$	5		$\frac{2}{5}$	9		$\frac{7}{10}$	13		$\frac{2}{6}$
2		$\frac{3}{4}$	6		$\frac{7}{12}$	10		$\frac{1}{3}$	14		$\frac{7}{8}$
3		$\frac{4}{5}$	7		$\frac{1}{4}$	11		$\frac{4}{10}$	15		$\frac{5}{9}$
4		$\frac{5}{6}$	8		$\frac{3}{8}$	12		$\frac{2}{3}$	16		$\frac{11}{12}$

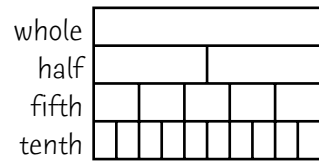
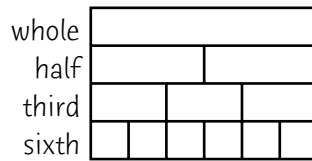
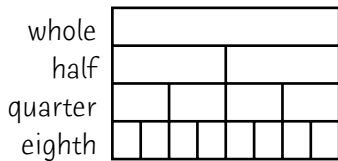
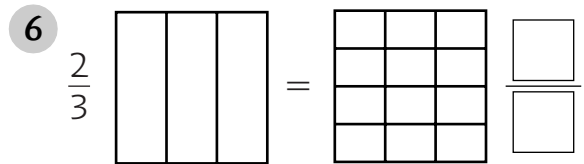
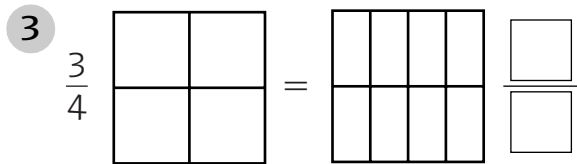
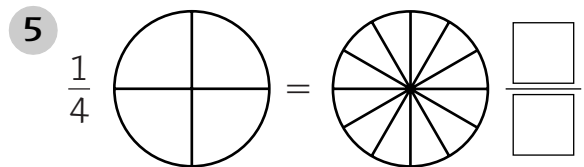
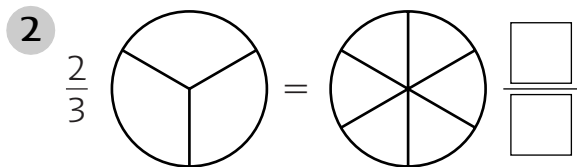
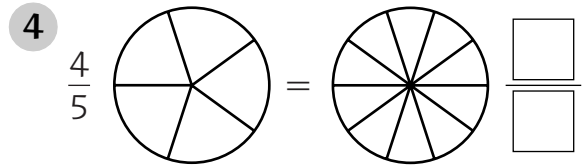
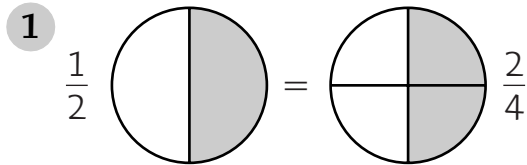
Write each fraction shown in the box.

17		19		21	
18		20		22	

Homework Sheet 10: Equivalent Fractions

Shade in the diagrams to show each pair of equivalent fractions.

Write the missing fraction.



Use the fraction charts to complete these equivalent fractions.

7 $\frac{1}{2} = \frac{\square}{6}$

10 $\frac{1}{3} = \frac{\square}{6}$

13 $\frac{\square}{3} = \frac{4}{6}$

16 $1 = \frac{\square}{4}$

8 $\frac{1}{4} = \frac{\square}{8}$

11 $\frac{1}{2} = \frac{\square}{10}$

14 $\frac{3}{5} = \frac{\square}{10}$

17 $1 = \frac{\square}{6}$

9 $\frac{2}{5} = \frac{\square}{10}$

12 $\frac{1}{2} = \frac{\square}{8}$

15 $\frac{\square}{4} = \frac{4}{8}$

18 $1 = \frac{\square}{10}$

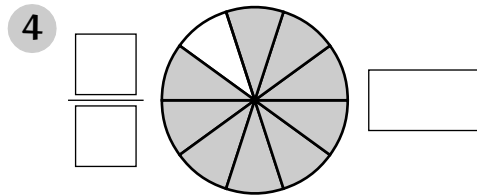
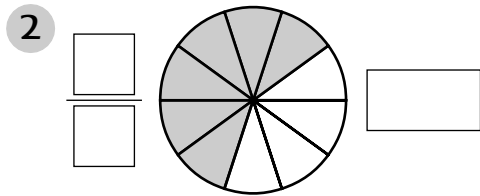
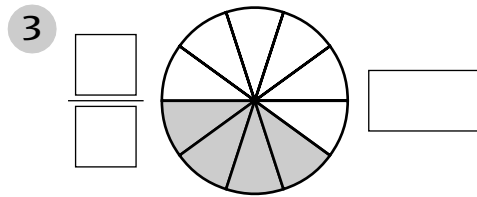
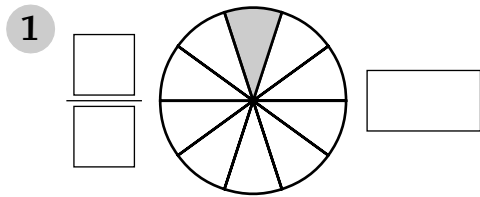
Homework Sheet 11: Decimal Fractions

Examples $\frac{3}{10} = 0.3$ $2\frac{5}{10} = 2.5$

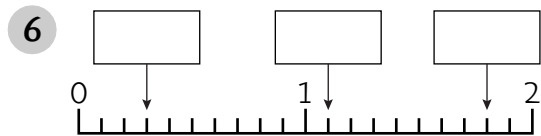
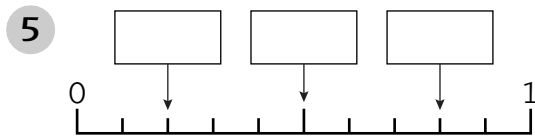
The decimal point separates the whole numbers from the fractions.

What part of each shape is shaded?

Write your answer as a fraction and as a decimal fraction.



Write the decimal fraction shown by each arrow in the box.



Write the value of the underlined figure.

- 7** 7.4 ... 0.4... **10** 4.6 **13** 13.2 **16** 35.7
- 8** 31.8 **11** 20.1 **14** 19.5 **17** 43.6
- 9** 25.3 **12** 46.7 **15** 2.9 **18** 51.4

Complete the sequences.

19 0.1 0.3 1.7 1.9

20 0.5 3.0 5.0

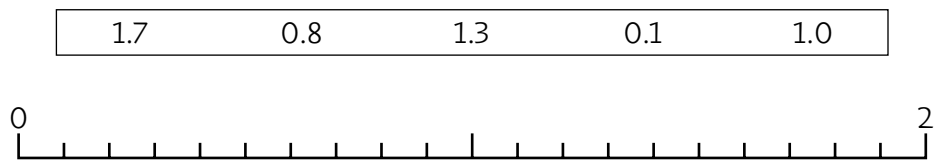
Homework Sheet 12: Ordering Decimals

Draw a circle around the larger of each pair of numbers.

1 1.4 4.0 3 5.0 1.6 5 2.3 3.2

2 19 1.9 4 27 7.2 6 13 3.1

7 Locate the numbers on the line.



Arrange the decimals in order. Start with the smallest.

8 2.5 3.1 5.2 1.3

9 6.4 4.6 4.4 6.6

10 7 7.6 6 6.7

11 9.8 98 8.9 89

12 5 5.5 4.5 5.4

Complete by writing > (greater than), < (less than) or = in the box.

13 2.4 4.0 16 0.5 4 19 5.4 53

14 13 3.1 17 67 7.6 20 3 3.0

15 7 7.0 18 9 4.9 21 27 7.9

Homework Sheet 13: Fractions of Quantities

Examples $\frac{1}{3}$ of 24 = $24 \div 3 = 8$ What fraction of £1 is 5p?
 $\frac{1}{10}$ of 30 = $30 \div 10 = 3$ Twenty 5p's make £1.
 5p is $\frac{1}{20}$ of £1.

Write the answer in the box.

- | | | |
|--|---|--|
| 1 $\frac{1}{2}$ of 50 = <input type="text"/> | 5 $\frac{1}{3}$ of 12 = <input type="text"/> | 9 $\frac{1}{5}$ of 40p = <input type="text"/> |
| 2 $\frac{1}{5}$ of 35 = <input type="text"/> | 6 $\frac{1}{2}$ of 42 = <input type="text"/> | 10 $\frac{1}{3}$ of 60 cm = <input type="text"/> |
| 3 $\frac{1}{10}$ of 60 = <input type="text"/> | 7 $\frac{1}{10}$ of £1.00 = <input type="text"/> | 11 $\frac{1}{10}$ of 50 cm = <input type="text"/> |
| 4 $\frac{1}{4}$ of 20 = <input type="text"/> | 8 $\frac{1}{4}$ of 20p = <input type="text"/> | 12 $\frac{1}{4}$ of 1 m = <input type="text"/> |

What fraction of:

- 13** £1 is 50p $\frac{1}{\square}$
- 14** £1 is 20p $\frac{1}{\square}$
- 15** £1 is 25p? $\frac{1}{\square}$

What fraction of:

- 16** 1 m is 10 cm $\frac{1}{\square}$
- 17** 1 m is 50 cm $\frac{1}{\square}$
- 18** 1 m is 20 cm? $\frac{1}{\square}$

- 19** There are 32 children at a party.
 One quarter of them are boys.
 How many girls are there at the party?
- 20** There are 27 children in a class.
 One third of the children walk to school.
 How many children do not walk to school?

Homework Sheet 14: Addition Facts

Work out

1 $8 + 6 = \square$

2 $9 + 7 = \square$

3 $6 + 8 = \square$

4 $7 + 5 = \square$

5 $50 + 80 = \square$

6 $90 + 90 = \square$

7 $80 + 50 = \square$

8 $70 + 80 = \square$

9 $500 + 900 = \square$

10 $600 + 600 = \square$

11 $700 + 900 = \square$

12 $900 + 500 = \square$

13 $60 + 70 = \square$

14 $80 + 90 = \square$

15 $50 + 60 = \square$

16 $90 + 80 = \square$

17 $700 + 600 = \square$

18 $600 + 900 = \square$

19 $500 + 500 = \square$

20 $800 + 700 = \square$

Write the missing number in the box.

21 $110 + \square = 200$

22 $90 + \square = 150$

23 $50 + \square = 140$

24 $80 + \square = 160$

25 $600 + \square = 1100$

26 $700 + \square = 1400$

27 $900 + \square = 1300$

28 $700 + \square = 2000$

29 $46 + \square = 100$

30 $13 + \square = 100$

31 $91 + \square = 100$

32 $78 + \square = 100$

33 $22 + \square = 100$

34 $65 + \square = 100$

35 $37 + \square = 100$

36 $84 + \square = 100$

37 $350 + \square = 1000$

38 $750 + \square = 1000$

39 $50 + \square = 1000$

40 $450 + \square = 1000$

Homework Sheet 15: Subtraction Facts

Work out

1 $17 - 11 = \square$

2 $14 - 6 = \square$

3 $20 - 7 = \square$

4 $16 - 9 = \square$

5 $180 - 120 = \square$

6 $150 - 60 = \square$

7 $190 - 70 = \square$

8 $170 - 120 = \square$

9 $1600 - 500 = \square$

10 $1400 - 800 = \square$

11 $1800 - 900 = \square$

12 $1700 - 800 = \square$

13 $150 - 90 = \square$

14 $160 - 80 = \square$

15 $200 - 90 = \square$

16 $140 - 70 = \square$

17 $1700 - 900 = \square$

18 $1500 - 700 = \square$

19 $1900 - 1300 = \square$

20 $1600 - 700 = \square$

Complete by writing the missing number.

21 $160 - \square = 110$

22 $150 - \square = 80$

23 $130 - \square = 70$

24 $200 - \square = 60$

25 $1400 - \square = 900$

26 $1600 - \square = 700$

27 $2000 - \square = 1200$

28 $1800 - \square = 1300$

29 $100 - \square = 100$

30 $100 - \square = 27$

31 $100 - \square = 85$

32 $100 - \square = 48$

33 $100 - \square = 74$

34 $100 - \square = 19$

35 $100 - \square = 93$

36 $100 - \square = 36$

37 $1000 - \square = 550$

38 $1000 - \square = 250$

39 $1000 - \square = 650$

40 $1000 - \square = 50$

Homework Sheet 16: Informal Methods for Addition

Examples	$\begin{array}{r} 275 \\ + 168 \\ \hline 300 \\ 130 \\ 13 \\ \hline 443 \end{array}$		$\begin{array}{r} 275 \\ + 168 \\ \hline 475 \quad (275 + 200) \\ - 32 \quad (200 - 168) \\ \hline 443 \end{array}$
Add largest value digits first.		Add too much and take off.	

Add largest value digits first.

1
$$\begin{array}{r} 158 \\ + 83 \\ \hline 100 \\ 130 \\ 11 \\ \hline \end{array}$$

3
$$\begin{array}{r} 389 \\ + 154 \\ \hline \dots \\ \dots \\ \hline \end{array}$$

5
$$\begin{array}{r} 491 \\ + 169 \\ \hline \dots \\ \dots \\ \hline \end{array}$$

7
$$\begin{array}{r} 265 \\ + 237 \\ \hline \dots \\ \dots \\ \hline \end{array}$$

2
$$\begin{array}{r} 276 \\ + 76 \\ \hline \dots \\ \dots \\ \hline \end{array}$$

4
$$\begin{array}{r} 547 \\ + 94 \\ \hline \dots \\ \dots \\ \hline \end{array}$$

6
$$\begin{array}{r} 628 \\ + 254 \\ \hline \dots \\ \dots \\ \hline \end{array}$$

8
$$\begin{array}{r} 536 \\ + 379 \\ \hline \dots \\ \dots \\ \hline \end{array}$$

Add too much and take off.

9
$$\begin{array}{r} 249 \\ + 88 \\ \hline 349 \\ 12 \\ \hline \end{array}$$

11
$$\begin{array}{r} 876 \\ + 75 \\ \hline \dots \\ \hline \end{array}$$

13
$$\begin{array}{r} 469 \\ + 251 \\ \hline \dots \\ \hline \end{array}$$

15
$$\begin{array}{r} 385 \\ + 139 \\ \hline \dots \\ \hline \end{array}$$

10
$$\begin{array}{r} 317 \\ + 96 \\ \hline \dots \\ \hline \end{array}$$

12
$$\begin{array}{r} 348 \\ + 183 \\ \hline \dots \\ \hline \end{array}$$

14
$$\begin{array}{r} 557 \\ + 374 \\ \hline \dots \\ \hline \end{array}$$

16
$$\begin{array}{r} 636 \\ + 267 \\ \hline \dots \\ \hline \end{array}$$

Homework Sheet 17: Standard Method for Addition

Examples	$\begin{array}{r} 138 \\ + 29 \\ \hline 167 \\ 1 \end{array}$	$\begin{array}{r} 254 \\ + 72 \\ \hline 326 \\ 1 \end{array}$	$\begin{array}{r} 267 \\ + 194 \\ \hline 461 \\ 11 \end{array}$
----------	---	---	---

Remember to add the carried figure.

Work out

$$\begin{array}{r} \textcircled{1} \quad 63 \\ + 32 \\ \hline \\ \hline \end{array}$$

$$\begin{array}{r} \textcircled{6} \quad 247 \\ + 48 \\ \hline \\ \hline \end{array}$$

$$\begin{array}{r} \textcircled{11} \quad 253 \\ + 177 \\ \hline \\ \hline \end{array}$$

$$\begin{array}{r} \textcircled{16} \quad 387 \\ + 136 \\ \hline \\ \hline \end{array}$$

$$\begin{array}{r} \textcircled{2} \quad 157 \\ + 35 \\ \hline \\ \hline \end{array}$$

$$\begin{array}{r} \textcircled{7} \quad 192 \\ + 76 \\ \hline \\ \hline \end{array}$$

$$\begin{array}{r} \textcircled{12} \quad 179 \\ + 146 \\ \hline \\ \hline \end{array}$$

$$\begin{array}{r} \textcircled{17} \quad 450 \\ + 179 \\ \hline \\ \hline \end{array}$$

$$\begin{array}{r} \textcircled{3} \quad 174 \\ + 36 \\ \hline \\ \hline \end{array}$$

$$\begin{array}{r} \textcircled{8} \quad 336 \\ + 54 \\ \hline \\ \hline \end{array}$$

$$\begin{array}{r} \textcircled{13} \quad 364 \\ + 183 \\ \hline \\ \hline \end{array}$$

$$\begin{array}{r} \textcircled{18} \quad 375 \\ + 156 \\ \hline \\ \hline \end{array}$$

$$\begin{array}{r} \textcircled{4} \quad 459 \\ + 43 \\ \hline \\ \hline \end{array}$$

$$\begin{array}{r} \textcircled{9} \quad 258 \\ + 74 \\ \hline \\ \hline \end{array}$$

$$\begin{array}{r} \textcircled{14} \quad 229 \\ + 164 \\ \hline \\ \hline \end{array}$$

$$\begin{array}{r} \textcircled{19} \quad 238 \\ + 167 \\ \hline \\ \hline \end{array}$$

$$\begin{array}{r} \textcircled{5} \quad 183 \\ + 65 \\ \hline \\ \hline \end{array}$$

$$\begin{array}{r} \textcircled{10} \quad 594 \\ + 55 \\ \hline \\ \hline \end{array}$$

$$\begin{array}{r} \textcircled{15} \quad 365 \\ + 275 \\ \hline \\ \hline \end{array}$$

$$\begin{array}{r} \textcircled{20} \quad 366 \\ + 289 \\ \hline \\ \hline \end{array}$$

Homework Sheet 18: Informal Methods for Subtraction

Examples		
	$\begin{array}{r} 623 \\ - 54 \\ \hline 6 \end{array}$	
	6 (to make 60)	
	40 (to make 100)	
COUNTING UP	500 (to make 600)	
UP	23 (to make 623)	
	$\begin{array}{r} 500 \\ + 23 \\ \hline 523 \end{array}$	
	$\begin{array}{r} 523 \\ - 54 \\ \hline 46 \end{array}$	
	569	
		$\begin{array}{r} 623 \\ - 54 \\ \hline 523 \end{array}$
		COMPENSATION
		523 (623 - 100)
		46 (100 - 54)
		$\begin{array}{r} 523 \\ + 46 \\ \hline 569 \end{array}$

Use counting up.

1

$$\begin{array}{r} 223 \\ - 85 \\ \hline \dots \\ \dots \\ \dots \\ \hline \hline \end{array}$$

4

$$\begin{array}{r} 381 \\ - 54 \\ \hline \dots \\ \dots \\ \dots \\ \hline \hline \end{array}$$

2

$$\begin{array}{r} 365 \\ - 49 \\ \hline \dots \\ \dots \\ \dots \\ \hline \hline \end{array}$$

5

$$\begin{array}{r} 529 \\ - 37 \\ \hline \dots \\ \dots \\ \dots \\ \hline \hline \end{array}$$

3

$$\begin{array}{r} 437 \\ - 68 \\ \hline \dots \\ \dots \\ \dots \\ \hline \hline \end{array}$$

6

$$\begin{array}{r} 654 \\ - 76 \\ \hline \dots \\ \dots \\ \dots \\ \hline \hline \end{array}$$

Use compensation.

7

$$\begin{array}{r} 212 \\ - 68 \\ \hline \dots \\ \hline \hline \end{array}$$

11

$$\begin{array}{r} 163 \\ - 75 \\ \hline \dots \\ \hline \hline \end{array}$$

8

$$\begin{array}{r} 435 \\ - 79 \\ \hline \dots \\ \hline \hline \end{array}$$

12

$$\begin{array}{r} 252 \\ - 66 \\ \hline \dots \\ \hline \hline \end{array}$$

9

$$\begin{array}{r} 341 \\ - 85 \\ \hline \dots \\ \hline \hline \end{array}$$

13

$$\begin{array}{r} 636 \\ - 48 \\ \hline \dots \\ \hline \hline \end{array}$$

10

$$\begin{array}{r} 524 \\ - 57 \\ \hline \dots \\ \hline \hline \end{array}$$

14

$$\begin{array}{r} 341 \\ - 84 \\ \hline \dots \\ \hline \hline \end{array}$$

Homework Sheet 19: Standard Method for Subtraction

Example $453 = 44^13 = 3^14^13$ Check by adding.

453	$= 44^13$	$= 3^14^13$	$+$	377
$- 76$	$- 76$	$- 76$		76
		377		453
				11

1 Complete by filling in the boxes. Check by adding.

$324 = 31$	$= 2$	$+$	
$- 96$	$- 96$	$- 96$	96
		377	
			11

2 $251 = 24$ $= 1$

$- 75$	$-$	$-$	$+$
			96
			11

3 $603 =$ $=$

$- 64$	$-$	$-$	$+$
			96
			11

4 $142 =$ $=$

$- 58$	$-$	$-$	$+$
			96
			11

5 $715 =$ $=$

$- 47$	$-$	$-$	$+$
			96
			11

Homework Sheet 20: Partitioning (+ and -)

Examples

$$\begin{aligned} 38 + 27 &= 30 + 20 + 8 + 7 \\ &= 50 + 15 \\ &= 65 \end{aligned}$$

$$\begin{aligned} 67 - 42 &= 67 - 40 - 2 \\ &= 27 - 2 \\ &= 25 \end{aligned}$$

Complete by filling in the boxes.

$$\begin{aligned} \text{1 } 43 + 39 &= 40 + 30 + \square + \square \\ &= 70 + \square \\ &= \square \end{aligned}$$

$$\begin{aligned} \text{4 } 58 - 34 &= 58 - 30 - \square \\ &= \square - \square \\ &= \square \end{aligned}$$

$$\begin{aligned} \text{2 } 65 + 27 &= \square + \square + 5 + 7 \\ &= \square + 12 \\ &= \square \end{aligned}$$

$$\begin{aligned} \text{5 } 76 - 23 &= 76 - \square - 3 \\ &= \square - 3 \\ &= \square \end{aligned}$$

$$\begin{aligned} \text{3 } 58 + 34 &= \square + \square + \square + \square \\ &= \square + \square \\ &= \square \end{aligned}$$

$$\begin{aligned} \text{6 } 69 - 47 &= \square - \square - \square \\ &= \square - \square \\ &= \square \end{aligned}$$

Work out

$$\text{7 } 74 + 18 = \dots\dots\dots \quad \text{13 } 35 + 26 = \dots\dots\dots \quad \text{19 } 66 - 35 = \dots\dots\dots$$

$$\text{8 } 56 + 24 = \dots\dots\dots \quad \text{14 } 46 + 29 = \dots\dots\dots \quad \text{20 } 79 - 56 = \dots\dots\dots$$

$$\text{9 } 64 + 35 = \dots\dots\dots \quad \text{15 } 57 + 54 = \dots\dots\dots \quad \text{21 } 57 - 25 = \dots\dots\dots$$

$$\text{10 } 48 + 36 = \dots\dots\dots \quad \text{16 } 88 - 52 = \dots\dots\dots \quad \text{22 } 86 - 32 = \dots\dots\dots$$

$$\text{11 } 59 + 23 = \dots\dots\dots \quad \text{17 } 59 - 43 = \dots\dots\dots \quad \text{23 } 99 - 42 = \dots\dots\dots$$

$$\text{12 } 67 + 28 = \dots\dots\dots \quad \text{18 } 96 - 21 = \dots\dots\dots \quad \text{24 } 68 - 23 = \dots\dots\dots$$

Homework Sheet 21: Multiplication Facts Revision

Complete by writing the missing number in the box.

1 $4 \times 2 = \square$

4 $\square \times 2 = 12$

7 $\square \div 2 = 5$

2 $7 \times 2 = \square$

5 $\square \times 2 = 18$

8 $\square \div 2 = 2$

3 $10 \times 2 = \square$

6 $\square \times 2 = 0$

9 $\square \div 2 = 8$

10 $5 \times 3 = \square$

13 $\square \times 3 = 3$

16 $\square \div 3 = 3$

11 $9 \times 3 = \square$

14 $\square \times 3 = 24$

17 $\square \div 3 = 5$

12 $7 \times 3 = \square$

15 $\square \times 3 = 12$

18 $\square \div 3 = 6$

19 $6 \times 4 = \square$

22 $\square \times 4 = 28$

25 $\square \div 4 = 3$

20 $8 \times 4 = \square$

23 $\square \times 4 = 40$

26 $\square \div 4 = 9$

21 $0 \times 4 = \square$

24 $\square \times 4 = 16$

27 $\square \div 4 = 5$

28 $9 \times 5 = \square$

31 $\square \times 5 = 25$

34 $\square \div 5 = 2$

29 $4 \times 5 = \square$

32 $\square \times 5 = 0$

35 $\square \div 5 = 8$

30 $10 \times 5 = \square$

33 $\square \times 5 = 35$

36 $\square \div 5 = 6$

37 $6 \times 10 = \square$

40 $\square \times 10 = 40$

43 $\square \div 10 = 10$

38 $0 \times 10 = \square$

41 $\square \times 10 = 10$

44 $\square \div 10 = 3$

39 $8 \times 10 = \square$

42 $\square \times 10 = 70$

45 $\square \div 10 = 9$

Homework Sheet 22: Multiplication Facts For 6

Complete by writing the missing number in the box.

1 $3 \times 6 = \square$

5 $7 \times 6 = \square$

9 $2 \times 6 = \square$

2 $10 \times 6 = \square$

6 $0 \times 6 = \square$

10 $8 \times 6 = \square$

3 $5 \times 6 = \square$

7 $9 \times 6 = \square$

11 $6 \times 6 = \square$

4 $1 \times 6 = \square$

8 $4 \times 6 = \square$

12 $15 \times 6 = \square$

13 $30 \div 6 = \square$

17 $24 \div 6 = \square$

21 $18 \div 6 = \square$

14 $12 \div 6 = \square$

18 $6 \div 6 = \square$

22 $54 \div 6 = \square$

15 $42 \div 6 = \square$

19 $48 \div 6 = \square$

23 $36 \div 6 = \square$

16 $0 \div 6 = \square$

20 $60 \div 6 = \square$

24 $120 \div 6 = \square$

25 $\square \times 6 = 6$

29 $\square \times 6 = 60$

33 $\square \times 6 = 0$

26 $\square \times 6 = 24$

30 $\square \times 6 = 30$

34 $\square \times 6 = 42$

27 $\square \times 6 = 36$

31 $\square \times 6 = 12$

35 $\square \times 6 = 54$

28 $\square \times 6 = 18$

32 $\square \times 6 = 48$

36 $\square \times 6 = 66$

37 $\square \div 6 = 2$

41 $\square \div 6 = 6$

45 $\square \div 6 = 4$

38 $\square \div 6 = 5$

42 $\square \div 6 = 3$

46 $\square \div 6 = 1$

39 $\square \div 6 = 10$

43 $\square \div 6 = 9$

47 $\square \div 6 = 8$

40 $\square \div 6 = 7$

44 $\square \div 6 = 0$

48 $\square \div 6 = 12$

Homework Sheet 23: Multiplication Facts For 7

Complete by writing the missing number in the box.

1 $2 \times 7 = \square$

5 $3 \times 7 = \square$

9 $8 \times 7 = \square$

2 $5 \times 7 = \square$

6 $9 \times 7 = \square$

10 $0 \times 7 = \square$

3 $7 \times 7 = \square$

7 $1 \times 7 = \square$

11 $4 \times 7 = \square$

4 $10 \times 7 = \square$

8 $6 \times 7 = \square$

12 $20 \times 7 = \square$

13 $70 \div 7 = \square$

17 $35 \div 7 = \square$

21 $7 \div 7 = \square$

14 $21 \div 7 = \square$

18 $49 \div 7 = \square$

22 $28 \div 7 = \square$

15 $56 \div 7 = \square$

19 $14 \div 7 = \square$

23 $42 \div 7 = \square$

16 $0 \div 7 = \square$

20 $63 \div 7 = \square$

24 $700 \div 7 = \square$

25 $\square \times 7 = 35$

29 $\square \times 7 = 28$

33 $\square \times 7 = 14$

26 $\square \times 7 = 63$

30 $\square \times 7 = 0$

34 $\square \times 7 = 49$

27 $\square \times 7 = 7$

31 $\square \times 7 = 21$

35 $\square \times 7 = 70$

28 $\square \times 7 = 42$

32 $\square \times 7 = 56$

36 $\square \times 7 = 84$

37 $\square \div 7 = 3$

41 $\square \div 7 = 7$

45 $\square \div 7 = 5$

38 $\square \div 7 = 6$

42 $\square \div 7 = 4$

46 $\square \div 7 = 0$

39 $\square \div 7 = 10$

43 $\square \div 7 = 1$

47 $\square \div 7 = 8$

40 $\square \div 7 = 2$

44 $\square \div 7 = 9$

48 $\square \div 7 = 11$

Homework Sheet 24: Multiplication Facts For 8

Complete by writing the missing number in the box.

1 $2 \times 8 = \square$

5 $8 \times 8 = \square$

9 $9 \times 8 = \square$

2 $5 \times 8 = \square$

6 $1 \times 8 = \square$

10 $0 \times 8 = \square$

3 $10 \times 8 = \square$

7 $6 \times 8 = \square$

11 $7 \times 8 = \square$

4 $3 \times 8 = \square$

8 $4 \times 8 = \square$

12 $15 \times 8 = \square$

13 $24 \div 8 = \square$

17 $56 \div 8 = \square$

21 $16 \div 8 = \square$

14 $80 \div 8 = \square$

18 $0 \div 8 = \square$

22 $40 \div 8 = \square$

15 $48 \div 8 = \square$

19 $72 \div 8 = \square$

23 $64 \div 8 = \square$

16 $8 \div 8 = \square$

20 $32 \div 8 = \square$

24 $160 \div 8 = \square$

25 $\square \times 8 = 40$

29 $\square \times 8 = 64$

33 $\square \times 8 = 24$

26 $\square \times 8 = 32$

30 $\square \times 8 = 8$

34 $\square \times 8 = 72$

27 $\square \times 8 = 0$

31 $\square \times 8 = 48$

35 $\square \times 8 = 56$

28 $\square \times 8 = 16$

32 $\square \times 8 = 80$

36 $\square \times 8 = 800$

37 $\square \div 8 = 10$

41 $\square \div 8 = 4$

45 $\square \div 8 = 9$

38 $\square \div 8 = 3$

42 $\square \div 8 = 2$

46 $\square \div 8 = 5$

39 $\square \div 8 = 8$

43 $\square \div 8 = 6$

47 $\square \div 8 = 7$

40 $\square \div 8 = 1$

44 $\square \div 8 = 0$

48 $\square \div 8 = 12$

Homework Sheet 25: Multiplication Facts For 9

Complete by writing the missing number in the box.

1 $5 \times 9 = \square$

5 $2 \times 9 = \square$

9 $3 \times 9 = \square$

2 $10 \times 9 = \square$

6 $0 \times 9 = \square$

10 $9 \times 9 = \square$

3 $1 \times 9 = \square$

7 $6 \times 9 = \square$

11 $7 \times 9 = \square$

4 $8 \times 9 = \square$

8 $4 \times 9 = \square$

12 $20 \times 9 = \square$

13 $18 \div 9 = \square$

17 $72 \div 9 = \square$

21 $9 \div 9 = \square$

14 $90 \div 9 = \square$

18 $36 \div 9 = \square$

22 $81 \div 9 = \square$

15 $63 \div 9 = \square$

19 $0 \div 9 = \square$

23 $45 \div 9 = \square$

16 $27 \div 9 = \square$

20 $54 \div 9 = \square$

24 $99 \div 9 = \square$

25 $\square \times 9 = 9$

29 $\square \times 9 = 45$

33 $\square \times 9 = 27$

26 $\square \times 9 = 72$

30 $\square \times 9 = 18$

34 $\square \times 9 = 90$

27 $\square \times 9 = 0$

31 $\square \times 9 = 54$

35 $\square \times 9 = 63$

28 $\square \times 9 = 36$

32 $\square \times 9 = 81$

36 $\square \times 9 = 108$

37 $\square \div 9 = 3$

41 $\square \div 9 = 7$

45 $\square \div 9 = 8$

38 $\square \div 9 = 10$

42 $\square \div 9 = 4$

46 $\square \div 9 = 6$

39 $\square \div 9 = 5$

43 $\square \div 9 = 9$

47 $\square \div 9 = 0$

40 $\square \div 9 = 2$

44 $\square \div 9 = 1$

48 $\square \div 9 = 100$