

Google Classroom Access Guide

Step One

Your child has been given login details to access their Google Classroom account.

<http://classroom.google.com>



Example:

Class : 6NI

Name : Nadia Perry

Email : nadia.perry@thornton.bham.sch.uk

Password : LWV12REG

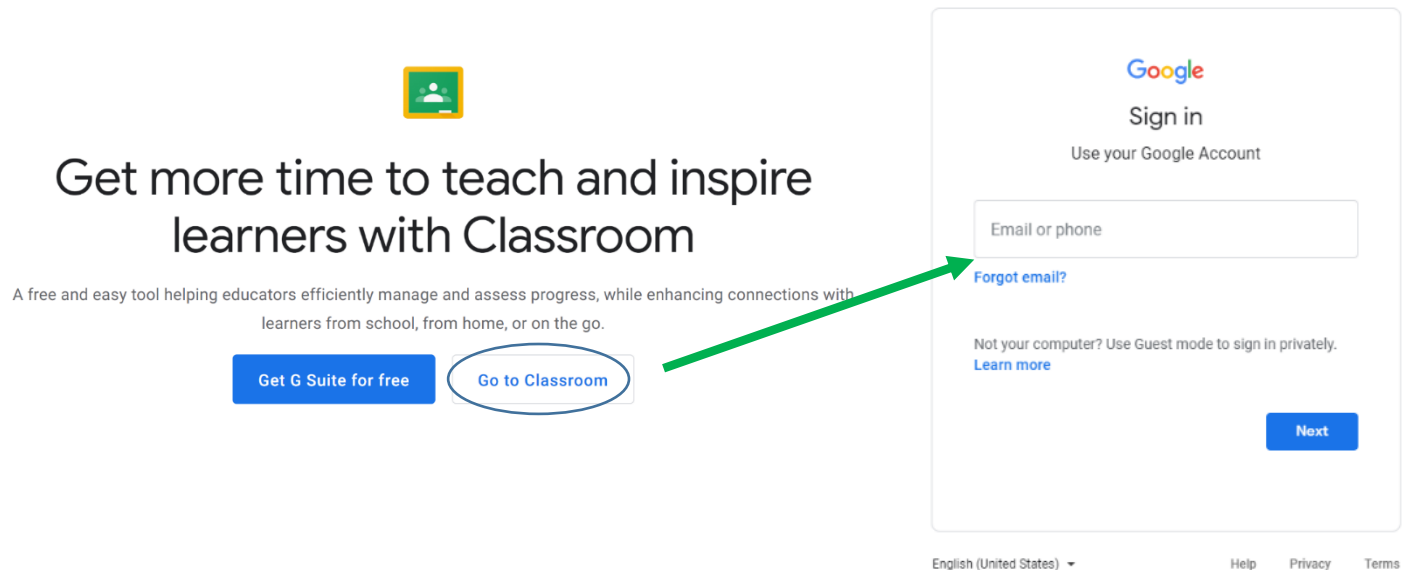
Step Two

In the web browser tab, enter the web address
<http://classroom.google.com>



Step Three

Click on **go to classroom**. This will take you to the sign in page. Enter the email address and password your child has been given.



Get more time to teach and inspire learners with Classroom

A free and easy tool helping educators efficiently manage and assess progress, while enhancing connections with learners from school, from home, or on the go.

Get G Suite for free **Go to Classroom**

Google
Sign in
Use your Google Account

Email or phone

[Forgot email?](#)

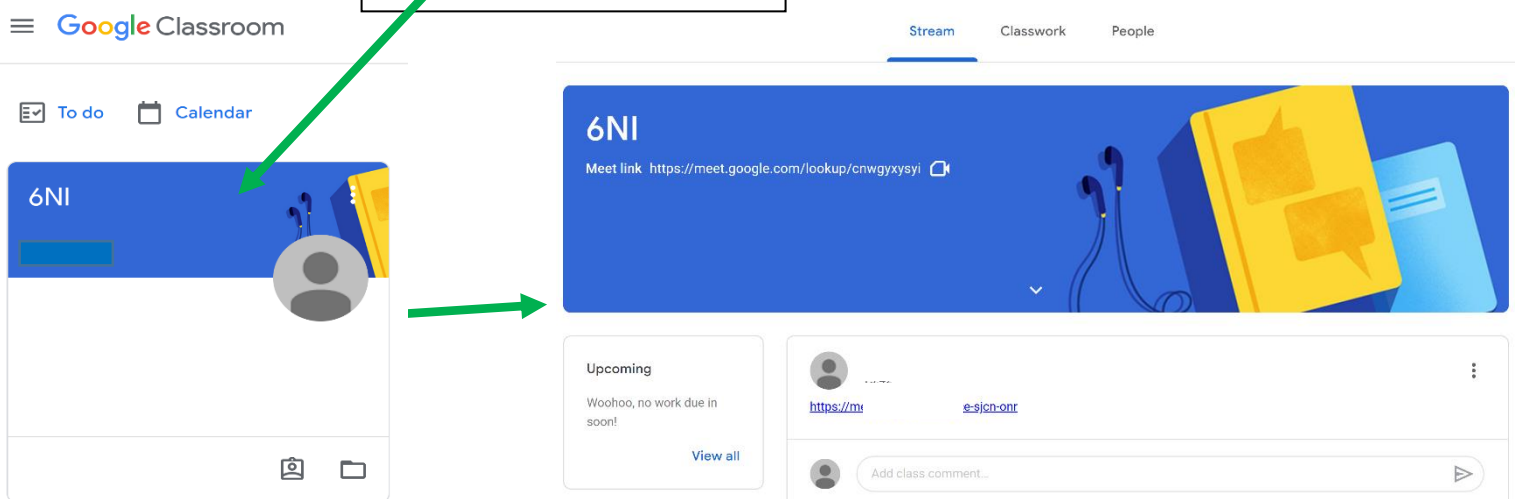
Not your computer? Use Guest mode to sign in privately. [Learn more](#)

Next

English (United States) Help Privacy Terms

Step Four

Click on your Class



Google Classroom

To do Calendar

6NI

Stream Classwork People

6NI
Meet link <https://meet.google.com/lookup/cnwgyxysi>

Upcoming
Woohoo, no work due in soon!
[View all](#)

[https://m](#) [e-sjct-onr](#)

Add class comment...

You have now gained access to the Google Classroom for your child!

Your class teacher will use the classroom to:

- Upload work for your child to complete. It will be marked and returned through the classroom.
- Send links to useful learning resources
- Share school messages
- Complete the class registration/ check in, in the morning and the afternoon

Google Classroom Pupil Work

Notifications of class activities will be visible on the Google Classroom main page. Children can comment on their teacher's posts but they cannot post themselves.

Class work


Click the task

Stream Classwork People

Stream **Classwork** People


6NI

Meet link <https://meet.google.com/lookup/cnwgxyysi>

 View your work

 Meet

 Google Calendar

 Maths - Addition

Once a piece of work is completed, the child needs to click on '**Mark as Done**' so the work is sent to the teacher to mark. Once marked, the teacher will return it back to the child.

Maths - Addition

Nasir Iqbal • 15:03

100 points

Due 11 Jan

Please complete the Addition Task using the formal column method.

$\begin{array}{r} 456 \\ +321 \\ \hline \end{array}$	$\begin{array}{r} 876 \\ +543 \\ \hline \end{array}$	$\begin{array}{r} 1234 \\ +5678 \\ \hline \end{array}$	$\begin{array}{r} 9876 \\ +1234 \\ \hline \end{array}$
--	--	--	--

Column Addition.pdf
PDF

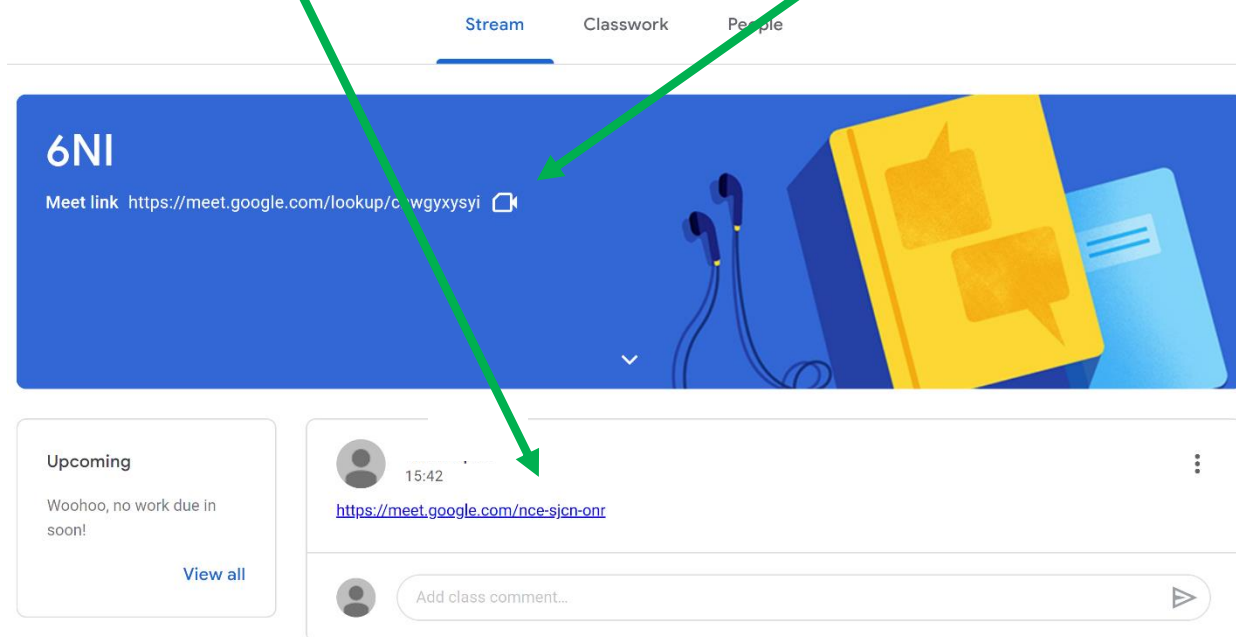
Your work

Assigned

[+ Add or create](#)

[Mark as Done](#)

Your child will be asked to meet their class teacher on google classroom for morning registration when the class teacher will explain the tasks for the day AND an afternoon registration when the class teacher will be available to answer any questions and provide feedback to your child. A link will be shared with your child to join the meet on their classroom dashboard. If the link is unavailable you can click on the '**stream tab**' and in the announcement section the teacher will post a link for your child to join the meet. Notices and reminders will be shared with the children here.



Rules for joining a Google Classroom meet session, children must:

1. Blank their screens by switching their camera off
2. Mute their microphones
3. Follow teacher instructions during the session
4. Ask questions using the comments tool
5. Leave the meeting once the teacher has announced the meeting is over

If a parent has any questions about either Google Classroom or the learning in their child's year group, they can contact the teachers using the email addresses below:

y3remotlearning@thornton.bham.sch.uk

y4remotlearning@thornton.bham.sch.uk

y5remotlearning@thornton.bham.sch.uk

y6remotlearning@thornton.bham.sch.uk