




Robins Home Learning Menu - Summer 1 week 3



Reading Tasks - aim for 20 mins a day	PHONICS Tasks - aim for 20mins a day
<p>Online:</p> <ul style="list-style-type: none"> Using Oxford Owl hear your child read daily, complete the linked Play Activities at the end of each book. Read the same book several times through the week to develop confidence and word recognition. Help with online reading helpsheet Read 'What is water'. Do they recognise any words? Can they sound any out? What have we learnt about water from this book? Find a book about the sea, Y1 Purplemash /2Do : Chapter 4 Ned and The Three Bears and activities. 	<p>Online :</p> <p>REC: Purplemash/Sharing/2Blog/Robins/ Mrs Holt Phase 3 Phonics or Phase 3 phoni</p> <p>Y1 + BS: Purplemash/Sharing/2Blog/Robins/ Mrs Quick Phase 5 Phonics</p> <ul style="list-style-type: none"> Your child could visit Phonics Play and play Buried Treasure. Y1 Purplemash/sharing/2Blog/Robins/Y1 Spellings and Spelling shed practise this weeks spelling on Spelling shed and try the
<p>Offline:</p> <ul style="list-style-type: none"> Task your child with building an 'Under the Sea' themed reading den. Can they find some sea-themed books to cosy up with and share in there? Share the story 'The Snail and the Whale'. If you don't have a copy at home watch this online reading. Y1 Ask your child to retell the story by drawing a comic strip of the events. Find a recipe in a cookbook and help an adult make it, send us pictures of your fab food. 	<p>Offline:</p> <ul style="list-style-type: none"> MILD Can your child list words that they associate with the sea? Following this, ask your child to identify words that rhyme with these. SPICY: Write a list SPICY Practise the alphabet song. Do you know all the letter names? Can they write each letter? Y1 Can they write the upper (Capital) and lowercase letters HOT Encourage your child to practise spelling the Days of the week and then use them in a sentence
Writing Tasks – aim for 20 mins a day	Maths Tasks – aim for 20 mins a day
<p>Online :</p> <p>Purplemash 2Dos</p> <ul style="list-style-type: none"> Use this animated letter formation tool to help your child practise letter formation. You can select those they find most challenging. 	<p>Online:</p> <p>REC: Purplemash/Sharing/2Blog/ Robins RECEPTION shapes and calculations</p> <p>Y1: Purplemash/Sharing/2Blog/ Robins Y1 Maths addition and subtraction</p> <p>Y1: Numbots, Purplemash/2Do Times tables toons</p> <p>Everyone Play Mental Maths train</p>
<p>Offline:</p> <ul style="list-style-type: none"> Visit a desert island here. Ask your child to close their eyes and imagine being at the beach. Can they draw a picture list or, if they are able, use their phonics to write a word list of all the things you can see, taste, touch, smell and hear? Speak to your child about all of the things that make them happy or all of the things that they're grateful for. Ask them to record these in a list. Task your child with planning the perfect beach trip. Ask them to draw and label all of the things that they would pack including a picnic. Who would they take? What games would they play? How much time would they spend in the sea? 	<p>Offline:</p> <ul style="list-style-type: none"> Recap the days of the week song every day say loudly the day that you are on. Write the days of the week on paper and cut them up into cards. Take turns turning over the cards. If, when you turn the card, you have a day that is before or after the day shown you can say snap. Put cubes or objects under a cloth or in a bag up to 20. Start with a number. Remove some objects. Take some out. How many are left under the cloth? Y1 Write the number sentence eg. $15 - 3 = 12$ Ask your child to make a simple shape pattern or a colour pattern by visiting String of beads CHALLENGE: Make your own repeating pattern

Learning Project – Choose activities to do through the week

Understanding the World – Y1 Science		Understanding the world Technology – Y1 Computing Online	
<p>Online Ask your child to write a simple fact about animals from under the sea. They can use books or websites to find out about them. After this, play a game of ‘Guess Who?’ using the cards and yes/no questions.</p>	<p>Offline –_Get spotting We are nearly in the middle of spring. Have you spotted any signs? Can you make a picture using natural resources or maybe paint or draw something you’ve seen?</p>	<p>Online: Underwater coding Watch this video. (we have seen it before) Create a simple under the sea obstacle course or draw an obstacle course on a piece of paper. Write simple code to guide the submarine around the obstacles found under the sea. E.g. Rocks, shipwrecks, sleeping octopus. E.g. →→↓→→↑→-</p>	<p>Offline –_Technology hunt Can you find the different types of technology used in your house? What is it used for? E.g. microwave, washing machine Make a list – draw or use your phonics to write their names.</p>
Knowledge and understanding of the world – Y1 Geography		Expressive art and design - Y1 Art and Design	
<p>Online: All about our island Y1 We live on island surrounded by water. It is split into countries. Find out more. BBC Bitesize - Introduction to the UK</p> 	<p>Offline: Weather watching Keep a diary of the weather. Watch the weather forecast. How does the weather change through the day/week? Draw pictures or use words to show the weather each day. CHALLENGE Can you ask someone to record you being a weather presenter? Send you video to Mrs Q.</p>	<p>Offline - Put Your Goggles On Visit this website and watch a live stream of a tropical reef. Whilst watching, draw all of the animals that you can see. Remember to look at the shapes and patterns on each creature and include these in your drawings</p>	<p>Online - Junk Modelling Using junk or recycling materials from around the home, ask your child to design and make a sea creature after this.</p> 
Personal, Social and Emotional development – Y1 PSHE		Expressive Arts - Y1 Music	Physical Development – Y1 PE
<p>Online: Purplemash /2DO Feelings With the current situation we will be experiencing a range of emotions, draw a face to represent each feeling and tell us what makes you feel like this. Eg: <i>I feel happy because I get to play lots of games with my Dad. I feel sad because I miss my school friends.</i></p>	<p>Offline Following game rules Play a board game with your family, practising taking turns and following the rules. Make your own game and share the rules with your family.</p>	<p>Online - BBC Sun, sea and song – watch and join in with the video animations. Have a go at learning some songs with Suki the monkey, who’s in search of treasure.</p>	<p>Get stronger:</p> <ul style="list-style-type: none"> • Can you exercise and strengthen your finger and hand muscles everyday? Can you do some threading, sewing, playdough. See how many lego bricks you can take apart in a minute. • Set up an obstacle course in your house or garden. Use the timer to see how long it takes members of your family to complete. Who is first? What is the fastest time?