

Survey: Pupil Survey - November 2015

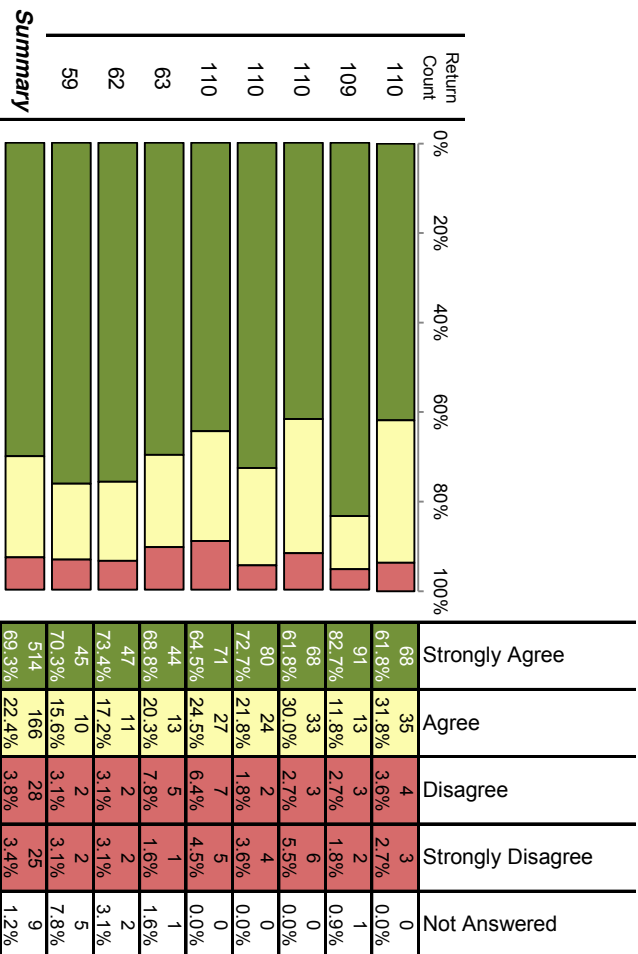
Report By: **All Respondents**

Difference from: All Respondents
 Ext. Benchmark: 60,899 pupils from 183 primary schools within the 'All Data' QDP national benchmark.
 Report style: Combined Graphical, Rated, Questionnaire order
 Filtered by: All Respondents
 Respondents: 110



The School

- 1 I enjoy school
- 2 I have friends at this school
- 3 The school teaches me how to keep healthy
- 4 I am encouraged to take exercise and keep fit
- 5 I am encouraged to eat healthily
- 6 Helped manage feelings and feel good
- 7 School provs good range of additional activities
- 8 I enjoy taking part in additional activities



Statement	Rating	Difference	Agree%	Distance Travelled	Quartile	External Benchmark
1 I enjoy school	78		94		B	+1
2 I have friends at this school	89		95		D	-4
3 The school teaches me how to keep healthy	77		92			
4 I am encouraged to take exercise and keep fit	84		95		B	+1
5 I am encouraged to eat healthily	77		89		C	-3
6 Helped manage feelings and feel good	80		90		A	+6
7 School provs good range of additional activities	85		94		B	+4
8 I enjoy taking part in additional activities	85		93			
Summary	81		93		B	=

Survey: Pupil Survey - November 2015

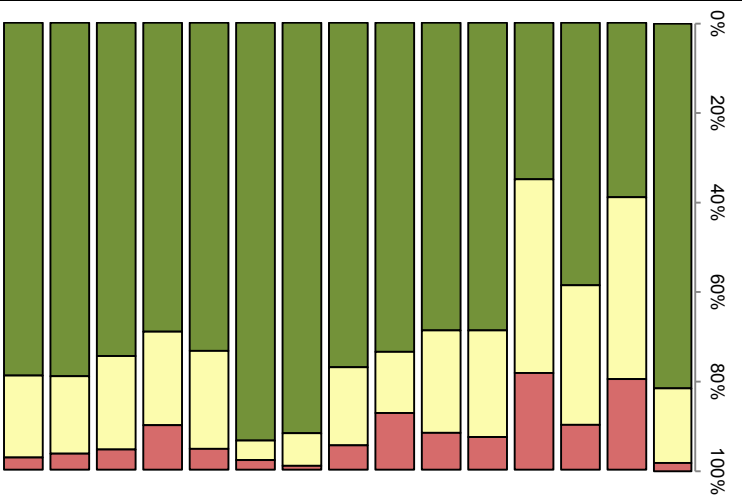
Report By: All Respondents

Difference from: All Respondents
 Ext. Benchmark: 60,899 pupils from 183 primary schools within the 'All Data' QDP national benchmark.
 Report style: Combined Graphical, Rated, Questionnaire order
 Filtered by: All Respondents
 Respondents: 110



Teaching/Lessons and Teachers

9	I am taught well	108
10	My lessons are interesting	64
11	I enjoy my lessons	109
12	I find it easy to get on with my work in class	60
13	I can understand my teacher	109
14	My teacher encourages me to work hard	109
15	Know what to do if find work hard	110
16	Teacher makes sure I know what I am doing	109
17	I know how to behave in school	110
18	I like my teachers	46
19	I get on well with my teachers	64
20	I know what I need to improve	110
21	I know I am doing my best	110
22	I am making good progress	110
23	I take pride in my work	109



Statement	Strongly Agree	Agree	Disagree	Strongly Disagree	Not Answered
9	88 (80.0%)	18 (16.4%)	1 (0.9%)	1 (0.9%)	2 (1.8%)
10	25 (39.1%)	26 (40.6%)	5 (7.8%)	8 (12.5%)	0 (0.0%)
11	64 (58.2%)	34 (30.9%)	4 (3.6%)	7 (6.4%)	1 (0.9%)
12	21 (32.8%)	26 (40.6%)	9 (14.1%)	4 (6.3%)	4 (6.3%)
13	75 (68.2%)	26 (23.6%)	2 (1.8%)	6 (5.5%)	1 (0.9%)
14	75 (68.2%)	25 (22.7%)	6 (5.5%)	3 (2.7%)	1 (0.9%)
15	81 (73.6%)	15 (13.6%)	6 (5.5%)	8 (7.3%)	0 (0.0%)
16	84 (76.4%)	19 (17.3%)	4 (3.6%)	2 (1.8%)	0 (0.0%)
17	101 (91.8%)	8 (7.3%)	1 (0.9%)	0 (0.0%)	0 (0.0%)
18	43 (93.5%)	2 (4.3%)	0 (0.0%)	1 (2.2%)	0 (0.0%)
19	47 (73.4%)	14 (21.9%)	3 (4.7%)	0 (0.0%)	0 (0.0%)
20	76 (69.1%)	23 (20.9%)	5 (4.5%)	6 (5.5%)	0 (0.0%)
21	82 (74.5%)	23 (20.9%)	3 (2.7%)	2 (1.8%)	0 (0.0%)
22	87 (79.1%)	19 (17.3%)	1 (0.9%)	3 (2.7%)	0 (0.0%)
23	86 (78.2%)	20 (18.2%)	1 (0.9%)	2 (1.8%)	1 (0.9%)

Statement	Rating	Difference	Agree%	Distance Travelled	Quartile	External Benchmark
9	90		98		C	=
10	59		80		D	-11
11	74		90		C	-4
12	57		78		C	-5
13	81		93		D	-5
14	80		92		D	-11
15	80		87			
16	86		94		D	-3
17	95		99		A	+3
18	96		98		C	-1
19	84		95		D	-5
20	80		90		D	-4
21	85		95		D	-3
22	88		96		A	+4
23	88		97			

Survey: Pupil Survey - November 2015

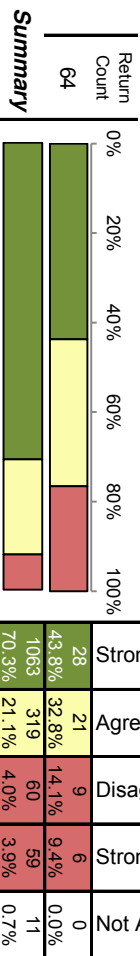
Report By: **All Respondents**

Difference from: All Respondents
 Ext. Benchmark: 60,899 pupils from 183 primary schools within the 'All Data' QDP national benchmark.
 Report style: Combined Graphical, Rated, Questionnaire order
 Filtered by: All Respondents
 Respondents: 110



Teaching/Lessons and Teachers

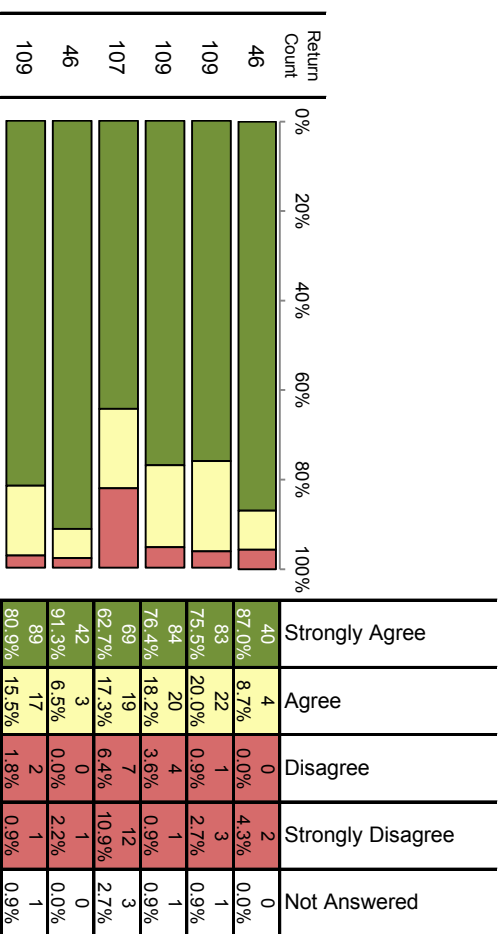
24 Homework helps me understand & imp work



Rating	60	Agree%	77	Distance Travelled		Quartile	C	External Benchmark	-3
--------	----	--------	----	--------------------	--	----------	---	--------------------	----

The School Community

- 25 I do lots of different things in our school
- 26 Tchrs make sure everyone respects each other
- 27 I feel safe and secure at school
- 28 I have not experienced bullying at school
- 29 Would tell teachers if other children unkind
- 30 My teacher treats everyone fairly



Rating	91	Agree%	96	Distance Travelled		Quartile	D	External Benchmark	-3
Rating	86	Agree%	96	Distance Travelled		Quartile		External Benchmark	
Rating	86	Agree%	95	Distance Travelled		Quartile	B	External Benchmark	=
Rating	73	Agree%	82	Distance Travelled		Quartile	B	External Benchmark	+2
Rating	95	Agree%	98	Distance Travelled		Quartile	C	External Benchmark	=
Rating	89	Agree%	97	Distance Travelled		Quartile	B	External Benchmark	+2

Survey: Pupil Survey - November 2015

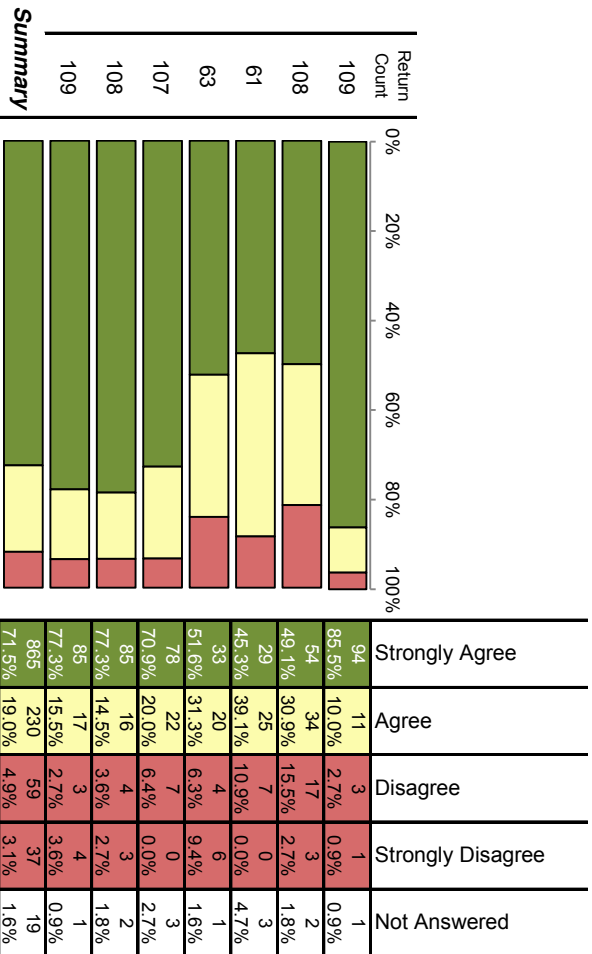
Report By: **All Respondents**

Difference from: All Respondents
 Ext. Benchmark: 60,899 pupils from 183 primary schools within the 'All Data' QDP national benchmark.
 Report style: Combined Graphical, Rated, Questionnaire order
 Filtered by: All Respondents
 Respondents: 110



The School Community

- 31 I know what to do if I need help
- 32 Pupils in school behave well
- 33 I am asked for my views about things in school
- 34 I feel I am listened to
- 35 Lunch and play times are well organised
- 36 Growr-ups at lunch time are helpful to me
- 37 Overall I am happy with my school



Item	Rating	Difference	Agree%	Distance Travelled	Quartile	External Benchmark
31	91		96		B	=
32	66		81		B	+4
33	68		89		D	-9
34	68		84		C	-6
35	83		93		B	+1
36	86		94		B	+6
37	86		94		B	+1
Summary	82		92		C	+1

Survey: Pupil Survey - November 2015

Report By: **All Respondents**

Difference from: All Respondents
 Ext. Benchmark: 60,899 pupils from 183 primary schools within the 'All Data' QDP national benchmark.
 Report style: Combined Graphical, Rated, Questionnaire order
 Filtered by: All Respondents
 Respondents: 110



I am a		
Boy	63	57.3%
Girl	45	40.9%

Ethnicity (Short)		
Prefer not to answer	7	10.9%
Black African	0	0.0%
Black Caribbean	0	0.0%
Black other	0	0.0%
Bangladeshi	2	3.1%
Chinese	0	0.0%
Indian	0	0.0%
Pakistani	0	0.0%
White	49	76.6%
Other	2	3.1%

Do you have additional learning needs?		
Additional learning needs - Yes	19	29.7%
No	39	60.9%

Do you have additional physical needs?		
Additional physical needs - Yes	7	10.9%
No	49	76.6%

Religion or Belief		
No Religion	19	29.7%
Christian (Including Church of England, Catholic, Protestant and	11	17.2%
Buddhist	0	0.0%
Hindu	0	0.0%
Jewish	0	0.0%
Muslim	0	0.0%
Sikh	0	0.0%
Any Other Religion	5	7.8%
Prefer Not to Answer	24	37.5%

Survey: Pupil Survey - November 2015

Report By: **All Respondents**

Difference from: All Respondents
 Ext. Benchmark: 60,899 pupils from 183 primary schools within the 'All Data' QDP national benchmark.
 Report style: Combined Graphical, Rated, Questionnaire order
 Filtered by: All Respondents
 Respondents: 110



The School

- 1 I enjoy school
- 2 I have friends at this school
- 3 The school teaches me how to keep healthy
- 4 I am encouraged to take exercise and keep fit
- 5 I am encouraged to eat healthily
- 6 Helped manage feelings and feel good
- 7 School provs good range of additional activities
- 8 I enjoy taking part in additional activities

Return Count	Strongly Agree	Agree	Disagree	Strongly Disagree	Not Answered	Mean Score	Reverse Mean Score	Agree%
110	68	35	4	3	0	1.5	3.5	94
109	91	13	3	2	1	1.2	3.8	95
110	68	33	3	6	0	1.5	3.5	92
110	80	24	2	4	0	1.4	3.6	95
110	71	27	7	5	0	1.5	3.5	89
63	44	13	5	1	1	1.4	3.6	90
62	47	11	2	2	2	1.3	3.7	94
59	45	10	2	2	5	1.3	3.7	93

Teaching/Lessons and Teachers

- 9 I am taught well
- 10 My lessons are interesting
- 11 I enjoy my lessons
- 12 I find it easy to get on with my work in class
- 13 I can understand my teacher
- 14 My teacher encourages me to work hard
- 15 Know what to do if find work hard
- 16 Teacher makes sure I know what I am doing
- 17 I know how to behave in school
- 18 I like my teachers
- 19 I get on well with my teachers

Return Count	Strongly Agree	Agree	Disagree	Strongly Disagree	Not Answered	Mean Score	Reverse Mean Score	Agree%
108	88	18	1	1	2	1.2	3.8	98
64	25	26	5	8	0	1.9	3.1	80
109	64	34	4	7	1	1.6	3.4	90
60	21	26	9	4	4	1.9	3.1	78
109	75	26	2	6	1	1.4	3.6	93
109	75	25	6	3	1	1.4	3.6	92
110	81	15	6	8	0	1.5	3.5	87
109	84	19	4	2	1	1.3	3.7	94
110	101	8	1	0	0	1.1	3.9	99
46	43	2	0	1	0	1.1	3.9	98
64	47	14	3	0	0	1.3	3.7	95

Survey: Pupil Survey - November 2015

Report By: **All Respondents**

Difference from: All Respondents
 Ext. Benchmark: 60,899 pupils from 183 primary schools within the 'All Data' QDP national benchmark.
 Report style: Combined Graphical, Rated, Questionnaire order
 Filtered by: All Respondents
 Respondents: 110



Teaching/Lessons and Teachers

Return Count	Strongly Agree	Agree	Disagree	Strongly Disagree	Not Answered	Mean Score	Reverse Mean Score	Agree%
110	76	23	5	6	0	1.5	3.5	90
110	82	23	3	2	0	1.3	3.7	95
110	87	19	1	3	0	1.3	3.7	96
109	86	20	1	2	1	1.3	3.7	97
64	28	21	9	6	0	1.9	3.1	77

20 I know what I need to improve

21 I know I am doing my best

22 I am making good progress

23 I take pride in my work

24 Homework helps me understand & imp work

The School Community

Return Count	Strongly Agree	Agree	Disagree	Strongly Disagree	Not Answered	Mean Score	Reverse Mean Score	Agree%
46	40	4	0	2	0	1.2	3.8	96
109	83	22	1	3	1	1.3	3.7	96
109	84	20	4	1	1	1.3	3.7	95
107	69	19	7	12	3	1.6	3.4	82
46	42	3	0	1	0	1.1	3.9	98
109	89	17	2	1	1	1.2	3.8	97
109	94	11	3	1	1	1.2	3.8	96
108	54	34	17	3	2	1.7	3.3	81
61	29	25	7	0	3	1.6	3.4	89
63	33	20	4	6	1	1.7	3.3	84
107	78	22	7	0	3	1.3	3.7	93
108	85	16	4	3	2	1.3	3.7	94
109	85	17	3	4	1	1.3	3.7	94

25 I do lots of different things in our school

26 Tchrs make sure everyone respects each other

27 I feel safe and secure at school

28 I have not experienced bullying at school

29 Would tell teachers if other children unkind

30 My teacher treats everyone fairly

31 I know what to do if I need help

32 Pupils in school behave well

33 I am asked for my views about things in school

34 I feel I am listened to

35 Lunch and play times are well organised

36 Grown-ups at lunch time are helpful to me

37 Overall I am happy with my school

Survey: Pupil Survey - November 2015

Report By: **All Respondents**

Difference from: All Respondents
Ext. Benchmark: 60,899 pupils from 183 primary schools within the 'All Data' QDP national benchmark.
Report style: Combined Graphical, Rated, Questionnaire order
Filtered by: All Respondents
Respondents: 110



	Key Stage 1	Key Stage 2	Matrix ID
The School			
1 I enjoy school	1	1	186
2 I have friends at this school	2	2	340
3 The school teaches me how to keep healthy	3	3	459
4 I am encouraged to take exercise and keep fit	4	4	328
5 I am encouraged to eat healthily	5	5	364
6 Helped manage feelings and feel good		6	368
7 School provs good range of additional activities		7	140
8 I enjoy taking part in additional activities		8	142

Teaching/Lessons and Teachers

9 I am taught well	6	9	35
10 My lessons are interesting		10	54
11 I enjoy my lessons	7	11	343
12 I find it easy to get on with my work in class		12	372
13 I can understand my teacher	8	13	49
14 My teacher encourages me to work hard	9	14	213
15 Know what to do if find work hard	10	15	104
16 Teacher makes sure I know what I am doing	11	16	71
17 I know how to behave in school	12	17	265

Survey: Pupil Survey - November 2015

Report By: **All Respondents**

Difference from: All Respondents
Ext. Benchmark: 60,899 pupils from 183 primary schools within the 'All Data' QDP national benchmark.
Report style: Combined Graphical, Rated, Questionnaire order
Filtered by: All Respondents
Respondents: 110



	Key Stage 1	Key Stage 2	Matrix ID
Teaching/Lessons and Teachers			
18 I like my teachers	13	18	105
19 I get on well with my teachers		18	73
20 I know what I need to improve	14	19	373
21 I know I am doing my best	15	20	374
22 I am making good progress	16	21	50
23 I take pride in my work	17	22	467
24 Homework helps me understand & imp work		23	460

The School Community

25 I do lots of different things in our school	18		141
26 Tchrs make sure everyone respects each other	19	26	471
27 I feel safe and secure at school	20	24	163
28 I have not experienced bullying at school	22	25	344
29 Would tell teachers if other children unkind	23		392
30 My teacher treats everyone fairly	24	27	75
31 I know what to do if I need help	21	28	107
32 Pupils in school behave well	25	29	178
33 I am asked for my views about things in school		30	297
34 I feel I am listened to		31	266
35 Lunch and play times are well organised	26	32	375

Survey: Pupil Survey - November 2015

Report By: **All Respondents**

Difference from: All Respondents
Ext. Benchmark: 60,899 pupils from 183 primary schools within the 'All Data' QDP national benchmark.
Report style: Combined Graphical, Rated, Questionnaire order
Filtered by: All Respondents
Respondents: 110



The School Community

- 36 Grown-ups at lunch time are helpful to me
- 37 Overall I am happy with my school

	Key Stage 1	Key Stage 2	Matrix ID
36	27	33	393
37	28	34	223