






Remote Learning




Week Beginning –22nd February 2021

Green level – Our expectation is that ALL children will complete this

Amber level – Our expectation is that MOST children will complete this

Red level – Our expectation is that SOME children will complete this

 <b>Chilli challenges: How hot are you prepared to go?</b> 			
	Green 	Amber 	Red 
<p><b>Literacy</b></p> <p><b>Reading</b></p> <p><b>Note to parents:</b> You may notice that we may repeat games/stories. Very young children learn so much through repetition. It allows them to consolidate and practise their learning in a safe and familiar way. Please take the time to re-read phonics comics even if you have read them on a previous week. Research says a 'typical' child will need to read a word 30-50 times before it is in their memory!</p>	<p><b>Share a book with a grown up for five minutes.</b></p> <p>Can you hold the book the correct way up and turn the pages the right way? Can you join in with repeated lines and phrases?</p> <p><b>5 minutes of guided reading each day</b> - Remember to sound out carefully, use your pointy finger to point to each word, blend the sounds together.</p> <p>Read the <b>Phase 3 Comic on Phonics Comics Owl Town</b> <a href="https://phonicsplaycomics.co.uk/comic_ph3_cow_and_owl_town.html">https://phonicsplaycomics.co.uk/comic_ph3_cow_and_owl_town.html</a></p> <p>Read a Collins Big Cat E Book using your login code. <a href="https://ebooks.collinsopenpage.com">https://ebooks.collinsopenpage.com</a></p>	<p><b>Share a book with a grown up for 10 minutes.</b></p> <p>Can you suggest how the story might end? Can you recall the story in detail? What happened in the beginning, middle and end?</p> <p><b>10 minutes of guided reading each day</b> Can you read any two letter words without sounding them out? For example: am in, of is, it, up.</p> <p>Read the <b>Phase 3 Comic on Phonics Comics: Moon Farm Park</b> <a href="https://phonicsplaycomics.co.uk/comic_ph3_moon_farm_park.html">https://phonicsplaycomics.co.uk/comic_ph3_moon_farm_park.html</a></p> <p>Read a Collins Big Cat E Book using your login code. <a href="https://ebooks.collinsopenpage.com">https://ebooks.collinsopenpage.com</a></p>	<p><b>Share a book with a grown up for 15 minutes.</b></p> <p>Can you talk about the characters in the story and where they story took place? Can you hear any words that rhyme in the story?</p> <p><b>15 minutes of guided reading each day</b> Can you read any CVC three letter words by sight? Remember good readers don't need to sound out all of the words, they just know them!</p> <p>Read the <b>Phase 3 Comic on Phonics Comics The Hair Cut</b> <a href="https://phonicsplaycomics.co.uk/comic_ph3_the_haircut.html">https://phonicsplaycomics.co.uk/comic_ph3_the_haircut.html</a></p> <p>Read a Collins Big Cat E Book using your login code. <a href="https://ebooks.collinsopenpage.com">https://ebooks.collinsopenpage.com</a></p>

Phonics	Monday	Tuesday	Wednesday	Thursday	Friday
<div data-bbox="114 320 367 858" style="border: 1px solid black; padding: 5px;"> <p>Sounds we have learnt so far...</p> <p>s a t p i n m d</p> <p>g o c k c k e u r</p> <p>h b l l f f f s s</p> <p>j v w x y z z z q u</p> <p>sh, ch, th ng</p> <p>ai, ee, igh, oa</p> <p>oo oo ar,</p> <p>or ow oi ur</p> </div> <p data-bbox="107 874 353 1093">No new sounds this week we are revisiting and reviewing what we have already learnt so far.</p> <p data-bbox="107 1137 367 1289"><b>Phonics Play Login:</b> username: jan21 password: home</p>	<p data-bbox="398 260 618 504"><b>This week we will revisit and review all of the sounds we have learnt so far. We will not learn any new letters or sounds.</b></p> <p data-bbox="398 547 618 898">Recall the Phase 2 and some Phase 3 sounds we have learnt so far on the Flashcards time challenge. See the list opposite for sounds taught so far.</p> <p data-bbox="398 943 618 1082"><a href="https://www.phonicsbloom.com/uk/game/flash-cards?phase=3">https://www.phonicsbloom.com/uk/game/flash-cards?phase=3</a></p> <p data-bbox="398 1158 618 1297"><a href="https://www.phonicsbloom.com/uk/game/phonics-frog?phase=3">https://www.phonicsbloom.com/uk/game/phonics-frog?phase=3</a></p>	<p data-bbox="654 260 927 579"><b>Flash Card Challenge</b> Ask a grown up to say a sound, can you remember what it looks like and write it down? Maybe you could time yourself, how many can you do in 1 minute?</p> <p data-bbox="654 624 927 722">Practise the reading words containing the phase 3 sounds:</p> <p data-bbox="654 767 927 866"><a href="https://www.phonicsbloom.com/uk/game/alien-escape?phase=3">https://www.phonicsbloom.com/uk/game/alien-escape?phase=3</a></p>	<p data-bbox="954 260 1227 435"><b>Flash Card Challenge:</b> <a href="https://www.phonicsplay.co.uk/resources/phase3/flashcards-speed-trials">https://www.phonicsplay.co.uk/resources/phase3/flashcards-speed-trials</a></p> <p data-bbox="954 624 1227 722">Practise reading words using the Phase 3 sounds:</p> <p data-bbox="954 767 1227 866"><a href="https://www.phonicsplay.co.uk/resources/phase3/pick-a-picture">https://www.phonicsplay.co.uk/resources/phase3/pick-a-picture</a></p>	<p data-bbox="1254 260 1518 866"><b>Flash Card Challenge:</b> Write out on bits of paper or cut out the sound cards (attached) and spread them out on the floor or chalk the sounds on the ground. Ask a grown up to say a sound, can you jump on the sound that they say? Repeat this game, this time you say the sound for your grown up to jump on.</p> <div data-bbox="1254 866 1429 978"></div> <p data-bbox="1254 978 1518 1305">Practice writing the cvc words using the sounds you know. Don't worry about printing the picture you could just write a list. (Parents, the answers are included on p.g 2, just in case you are not sure!)</p> <div data-bbox="1254 1342 1447 1441"></div>	<p data-bbox="1536 260 2065 507"><b>Flash Card Challenge:</b> Use the flash cards from Thursday, stick them up around the room/garden. Ask a grown up to say a sound, can you run to it. Maybe they could make it harder by saying a word that contains a sound for example 'rain' can you run to the 'ai' grapheme?</p> <p data-bbox="1536 584 2065 759"><b>Can you make sentences by rearranging the words using all of the sounds you have learnt in this sentence substitution game?</b> <a href="https://www.phonicsplay.co.uk/resources/phase3/sentence-substitution-ph3">https://www.phonicsplay.co.uk/resources/phase3/sentence-substitution-ph3</a></p> <p data-bbox="1536 799 1877 831"><b>High Frequency word Game</b></p> <div data-bbox="1536 831 1863 1137"></div> <p data-bbox="1536 1137 2065 1246">Ask an adult to write a list of tricky words on a piece of paper: <b>down you for now they he me be see she too my look</b></p> <p data-bbox="1536 1286 2065 1425">Write some letters on individual smaller pieces of paper, can you build the tricky words by moving the pieces of paper to make the words?</p>

## Number Formation



Watch and follow how the **Numbers 0-9** are formed. Have a go yourself, can you trace the numbers to the beat. (Parents please note number 8 isn't very accurate which is a shame as the game is really fun, you may wish to model this correctly separately)


[https://www.abcya.com/games/letter\\_trace](https://www.abcya.com/games/letter_trace)



Practise writing the Numerals 0-9  
You could write the letters in paint, using crayons, or in a tray of salt. Remember to start in the correct place.



Play the read and roll game. (Sheet provided) Roll a dice, write that number correctly every time you roll it. Remember to start and finish each letter in the correct place.



## Writing



### Story of the week: The Three Billy Goats Gruff

You may have this story at home, maybe an adult could read it to you or you could listen to the story being told here:

<https://www.bbc.co.uk/iplayer/episode/p064kjkd/happy-tent-tales-3three-billy-goats-gruff>

### MONDAY

**Talk about the story with a grown up...**  
What do you think will happen to the goats?

### WEDNESDAY

Write a sentence to go with each of the main events of the story sequencing you did yesterday 'The Billy Goats Gruff. (See attachment)

- Say the sentence you want to write outloud to your adult.
- Count the words, how many words are in your sentence?
- What word does your sentence begin with?
- Sound it outloud.
- Now find those sounds on your sound mat and begin to write them down.
- Don't forget your finger spaces.

### THURSDAY

Write speech bubbles for the characters of the goats and the troll. What might they be saying to one another?  
Remember to sound out carefully and write your sounds down as you hear them. (See attachments)

### FRIDAY

Write a description of the troll for a WANTED poster. What does he look like, how does he smell, what does he wear, how does he behave? Remember to sound out carefully and write your words leaving spaces between them.

Why wont the troll let the goats cross the bridge?  
What would you do if you were one of the goats?

Make some lolly stick puppets/ characters to help you retell the story.



**TUESDAY**

Can you cut and stick the pictures to retell the story in the correct order.  
(Attachment provided)

- Now try sounding out the next word and finding the sounds on your sound mat.
- Keep going until you have sounded out each word of your sentence.
- Now finish with a full stop.

Here are some examples to help you...  
He has green skin. He is big. He can scare people.



## Maths

Practise counting every day. You may like to listen to some counting songs.

<https://www.bbc.co.uk/teach/school-radio/nursery-rhymes-counting-songs/zn67kmn>

### Vocabulary that we will use this week:

9 nine  
10 ten  
Altogether  
More  
Less

This week we will be:

**MONDAY** – Watch this lesson about Representing and sorting numbers 9 and 10. You will need to select lesson 2.

<https://whiterosemaths.com/homelearning/early-years/building-9-10-week-1/>

### TUESDAY

Play the bottle game, you could use tins, teddies, cars whatever you like.

#### Outdoors



Ask the children to build a wall and set up 10 green bottles. Each time a bottle 'accidentally falls' ask the children how many have fallen and how many are standing. Do they always have 10 in total?

#### Construction

Provide a selection of bricks in different sizes and shapes. Ask the children to make the tallest possible tower using 10 bricks. Which bricks will they choose? How will they place their bricks to make the tower as tall as possible?



## WEDNESDAY

### Class Book

Make a class counting book with a double page spread for each number 1 to 10. Stick in drawings or photographs of objects the children have collected. Discuss the different ways the children have represented each number.



## THURSDAY –

### Outdoors

Provide a starting line. Ask the children to take 9 giant steps, 9 tiny steps, 9 jumps, 9 tiptoes etc. How far do they travel each time? Who can travel the furthest in 9 giant steps? Who can travel the shortest distance with 9 tiny steps?

Play this game – Match the lady bird spots to the numeral.

<https://www.topmarks.co.uk/learning-to-count/ladybird-spots>

## FRIDAY

Explore how many different ways can you make 9 by adding two numbers together. You could arrange 9 biscuits on two plates in different ways, sort your teddies into two piles, or park cars into two car parks. You could photograph or draw your work.

### EXTRA Challenges:

Play Hit the Button to practise recalling number bonds within and to 10.

<https://www.topmarks.co.uk/maths-games/hit-the-button>

Have a go at these numberbonds within 10 activities, you can print them out or write them down if it is easier.


## Expressive Art and Design and Understanding the World.

Can you make a bridge to support one of your toys? How will you support it and make it strong? What materials will you use? How will you attach it? How could you make your bridge even better? You could use lego straws, cardboard, sticks, anything you can get your hands on!



Go for a walk, collect different leaves and grasses. Look at the different shades of green.

Explore painting different shades of green for the grass. How could you make the colour lighter or darker? How many different shades can you make?



Use instruments (If you have them) or pots/pans/junk band instruments to create sounds to represent the goats crossing the bridge. How can you change the sounds to make loud or quiet sounds?

Play your instruments in time to this Goat Song.

<https://www.bbc.co.uk/teach/school-radio/eyfs-listen-and-play-billy-goats-gruff/zr3yt39>



Maybe you could plant some cress seeds and watch them grow?



## Physical development

Physical –  
Join in with this Cosmic Kids Yoga Session

<https://www.bbc.co.uk/teach/school-radio/eyfs-listen-and-play-billy-goats-gruff/zr3yt39>



In your garden, house or gardens or if you are out on a walk, can you find bricks or stepping stones to make a bridge to step across? Can you use large steps/small steps? How far can you stretch across?



**Fine Motor Challenge:** Practising using our 'pinchy' fingers is really good for strengthening our hands to help us write. Use your 'pinchy' fingers to make the goats and the troll out of playdough.



Here is a recipe if you would like to make your own playdough:

### You need:

- 2 cups plain flour (all purpose)
- 2 tablespoons vegetable oil (baby oil) and coconut oil work too!
- 1/2 cup salt
- 2 tablespoons cream of tartar
- 1 to 1.5 cups boiling water (adding in increments until it feels just right)
- food colouring (optional)
- few drops glycerine (very sweet ingredient for stretch and shine!)

### Method:

- Mix the flour, salt, cream of tartar and oil in a large mixing bowl
- Add food colouring TO the boiling water then into the dry ingredients
- Stir continuously until it becomes a sticky, combined dough
- Add the glycerine (optional)
- Allow it to cool down then take it out of the bowl and knead it vigorously for a couple of minutes until all of the stickiness has gone. \* This is the most important part of the process, so keep at it until it's the perfect consistency!\*
- If it remains a little sticky then add a touch more flour until just right

## Personal, Social and emotional development

Listen to this story about sharing and turn taking.  
Sharing a Shell By Julia Donaldson

<https://www.youtube.com/watch?v=6KuSl9eXgpk>



Play a game with someone at home where you have to share and take turns.  
You could play a board game or play outside?



