






## Look, Say, Cover, Write, Check ... a Guide for Families

At Grange Park Primary School we use the 'Look / Say / Cover / Write / Check' strategy for practising spellings. The guide below explains how you can re-enforce the way we teach this in school with your children at home.

<h1>Look</h1> 	<ul style="list-style-type: none"><li>➤ Look carefully at the word you are learning.</li><li>➤ Look at the shape of the word as a whole.</li><li>➤ Look at each letter from left to right.</li></ul>
<h1>Say</h1> 	<ul style="list-style-type: none"><li>➤ Say the word.</li><li>➤ Say the sound of each letter (or group of letters e.g. 'ch').</li></ul>
<h1>Cover</h1> 	<ul style="list-style-type: none"><li>➤ Cover the word so that you can't see it.</li></ul>
<h1>Write</h1> 	<ul style="list-style-type: none"><li>➤ Write the word.</li><li>➤ Say the 'sounds' as you do this (but no peeking at the word).</li></ul>
<h1>Check</h1> 	<ul style="list-style-type: none"><li>➤ Check if you have written the word correctly. Tick if it's right.</li><li>➤ If it is wrong, tick the letters that are in the right place.</li><li>➤ Look carefully at where you went wrong so that you can put it right next time.</li></ul>