

Stream – where things will be posted to. For example, links to meets and general comments from their teacher.

Classwork – This is where you will find all of the work that has been upload for your child by their teacher.

Waffle (9 dots) – Click on this to open other features of Google classrooms such as Google docs, Google slides and Google meet. This is not where their work will be. It is where you will be able to open new docs.

The screenshot shows the Google Classroom interface for a class named '4JC'. At the top, there is a navigation bar with tabs for 'Stream', 'Classwork', 'People', and 'Grades'. The 'Stream' tab is currently selected. To the right of the navigation bar are icons for settings, the 'Waffle' (9 dots), and a user profile icon. Below the navigation bar is a green header banner for the class '4JC', displaying the class code 'fnfndv' and a Meet link. Underneath the banner is an 'Upcoming' section indicating 'No work due soon'. The main content area shows a post from 'Jacob Cawthorne' dated Dec 17, 2020, with the text 'Good morning 4JC, Click on the link below to take our end of unit Science quiz.' followed by a URL. At the bottom of the post is a comment input field with the placeholder text 'Add class comment...'. A question mark icon is visible in the bottom left corner of the page.

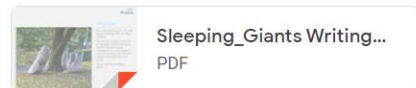
The stream will not refresh automatically. If you are waiting on the stream before the teacher has posted the link for a meet, it will not just appear. You will need to refresh the page.

📄 Topic and Art Edited Nov 20, 2020 ⋮


To access the editable Google doc, click on it. It will automatically save when you close the tab.

📄 English - Sleeping Giants Edited Nov 26, 2020 ⋮


I will be with you throughout the week reminding you of what all these things are and, hopefully, you will be showing me how to use them.



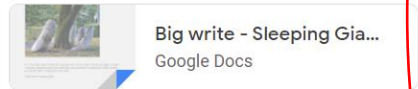
Sleeping_Giants Writing...
PDF



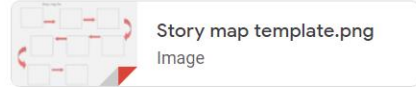
Tuesday 24th Novembe...
Google Docs



Wednesday 25th Nove...
Google Docs



Big write - Sleeping Gia...
Google Docs




Story map template.png
Image

View assignment




If you cannot see the document attached to a lesson, make sure you scroll down through the whole assignment using the sliding bar. Sometimes the Google docs are underneath.

Google Meet



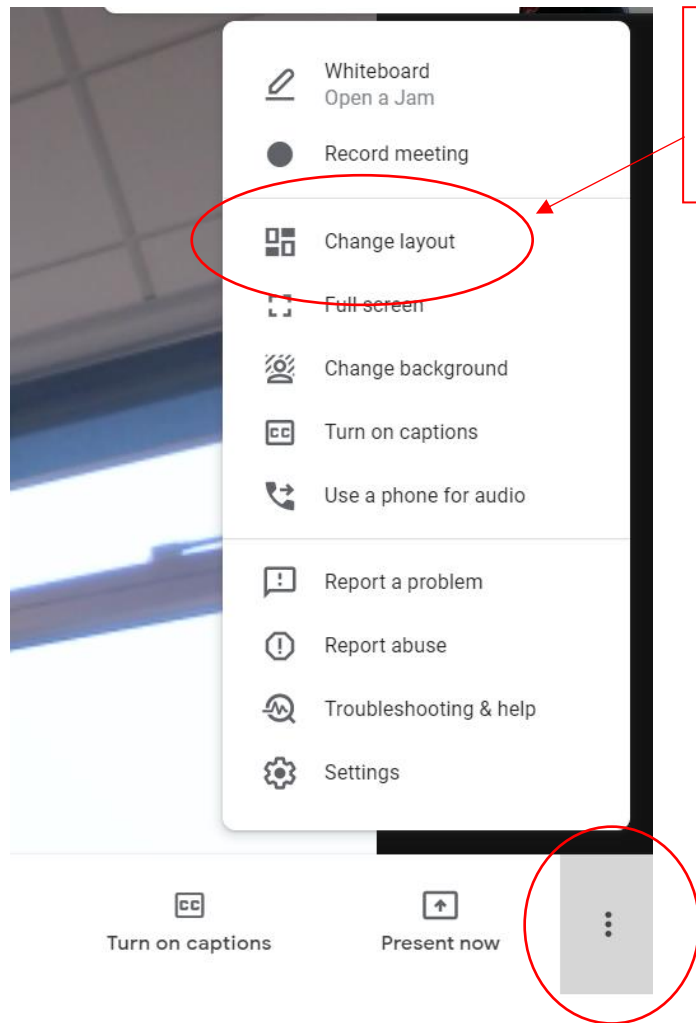
test ^ 



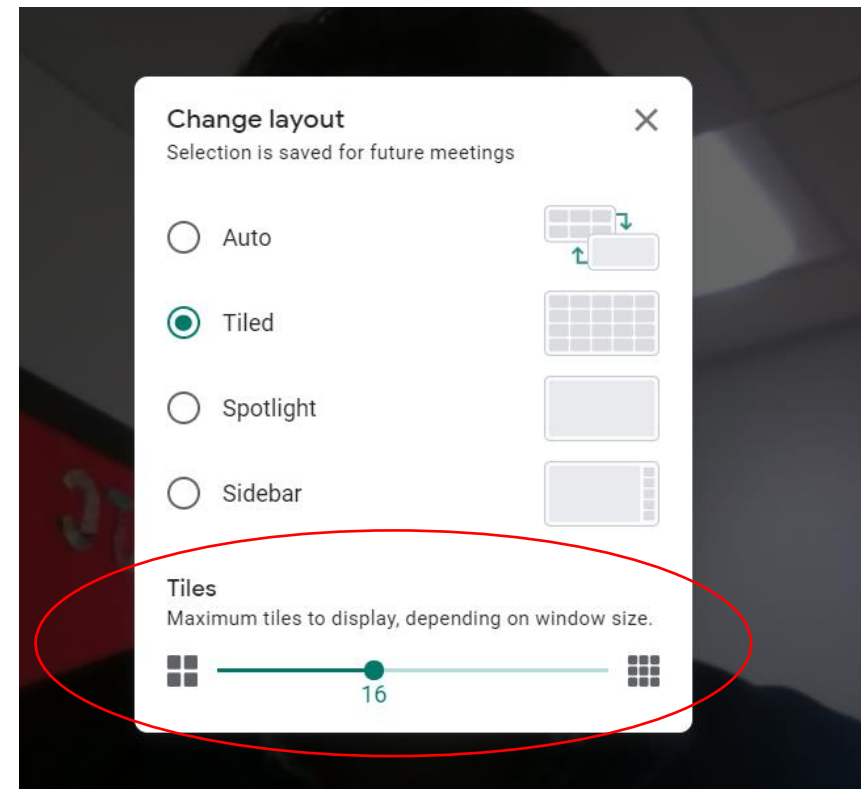
 Raise hand  Turn on captions  Present now 

Click on these buttons to turn your mic and camera on and off.

Increasing the number of people you can see on the screen in Google meet.



So that the children can see everyone, they must click on the 3 dots in the bottom right hand side of the screen and then click 'change layout'.



Make sure the 'Tiled' option is selected. Drag the bar to the far-right hand side to increase the number of people in the tiled screen.