

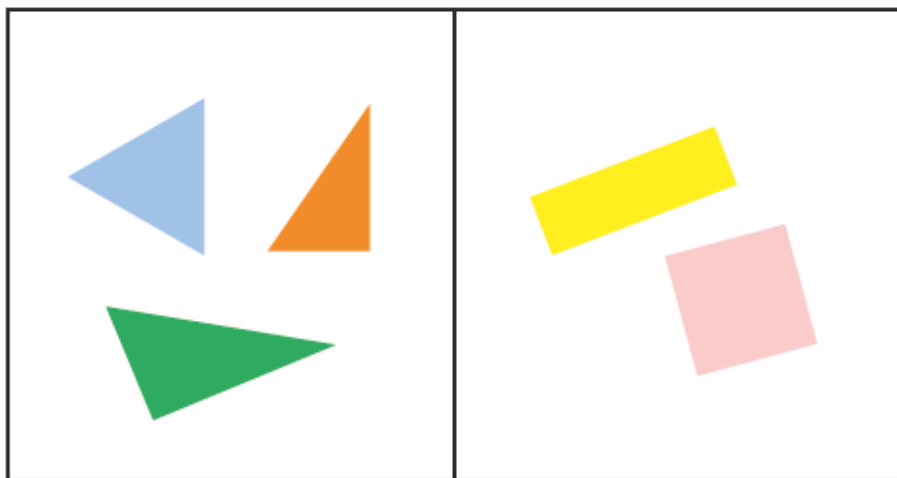
Identifying Sides

Lesson 1

In Focus



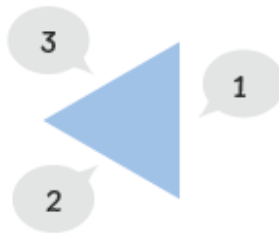
Elliott puts the 5 shapes into 2 groups.





What can you say about the shapes in each group?

Let's Learn

1



How many sides does  have?

How many sides does  have?


2

This is a square.



3

This is a rectangle.



All triangles have 3 sides.



All squares have 4 sides.

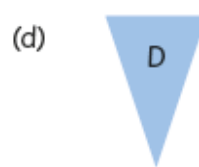
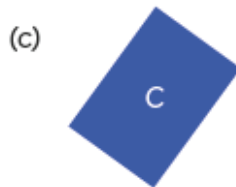
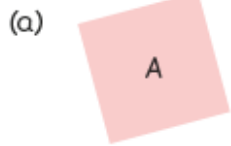


All rectangles have 4 sides.



Guided Practice

- 1 Name the shapes.
How many sides does each shape have?



Two-Dimensional Shapes




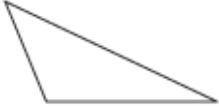

Chapter 11

Name: _____ Class: _____ Date: _____

Worksheet 1

Identifying Sides

1 Complete the table.

	shape	name of shape	number of sides
(a)			
(b)			
(c)			
(d)			
(e)			

2 How many sides does each shape have?

