

We're going on a bear hunt.

Lesson 1:

Define and clarify these words and use them in sentences.

Definitions:

Beautiful: Beautiful is an adjective. It means its nice to look at, smell or hear. Another word is pleasant, pretty and handsome.

Wavy: _____

Hunt: _____

Deep: _____

Thick: _____

Stumble: _____

Narrow: _____

Gloomy: _____

Tiptoe: _____

Sentences:

Beautiful: The girl had a beautiful dress on that she bought from Primark.

Wavy: _____

Hunt: _____

Deep: _____


Thick: _____

Stumble: _____

Narrow: _____

Gloomy: _____

Tiptoe: _____



Lesson 2:

Comprehension.

Answer these questions in full sentences.

What places did the family visit?

How was the grass described? What adjectives were used?

Why did they stumble and trip in the forest?

Why did they tiptoe in the cave?

How did they feel when they saw the bear? How do you know?

Why did they have to go back downstairs?

Why didn't they want to go on another bear hunt?

Where did they find safety or where did they escape to?

How would you feel on this journey? Why?

How do you think the bear felt? Why?



Lesson 3:

Character description.

Use expanded noun phrases to describe the bear from the book, 'We're going on a bear hunt!'

An expanded noun phrase is a descriptive clause normally made up of a noun (a person, place or thing) as well as one or more adjectives (descriptive words such as big, brown, strong, furry). We separate the list of adjectives with a comma (,).

Expanded noun phrases are adjective, adjective noun.

For example: **sharp, long claws.**


soft, brown fur.

More information:

<https://www.bbc.co.uk/bitesize/topics/zwwp8mn/articles/z3nfw6f>

Describe what it looks like by describing its features (eyes, nose, mouth, ears, teeth, legs, fur, claws, tail, feet).

You can use the sentence starters below or write your own. As a challenge include some conjunctions, such as (and, that, because, so)



Description of the bear.



The bear is _____ and _____.

The bear has _____, _____ claws
that _____.

The bear has _____, _____ eyes and
a _____, _____ nose.

It has _____, _____ ears and a
_____, _____ tail.

It has _____, _____ teeth because
_____.

The bear has _____, _____ fur that
_____.

If you get too close to the bear it will _____

because _____.

When the bear is in its habitat it _____



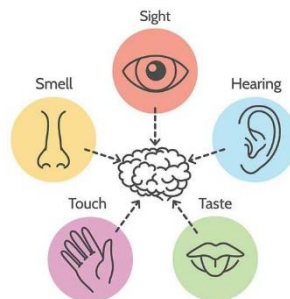
Lesson 4:

Setting description.

Use your five senses to describe the settings/places from the book,
'We're going on a bear hunt!'

A setting is a place where the story is set. When we describe a setting we use our five senses: sight, taste, smell, hear and touch.

More information: <https://www.theschoolrun.com/story-setting>







Use your senses to describe the places that the family visited.

The settings:

River, forest, cave and house.

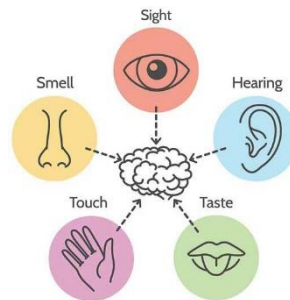


<u>Setting</u>	<u>See</u>	<u>Hear</u>	<u>Touch</u>	<u>Taste</u>	<u>Smell</u>
forest 					
river 					
cave 					
house 					



Lesson 5:

Using your work from yesterday, describe one of the settings from the book, 'We're going on a bear hunt'. You can use the sentence starters or write your own. But make sure to use your five senses: see, hear, taste, feel, smell. (refer to your help sheet for support)




Remember to use expanded noun phrases (adjective, adjective noun) such as big, long grass or dark, narrow cave and conjunctions, such as (and, that, because, so)

The settings:

River, forest, cave and house.





Setting description.



What a _____ forest it is!

The forest is _____ and _____.

It has trees _____ that _____

The trees feel _____

It also has animals _____ that _____

When you walk through the forest you can see _____

and _____

When you walk through the forest you can hear _____

and _____

If you are hungry you can eat _____

that taste _____

If you run or walk too fast in the forest you will _____

because _____.