

MATHS Monday

Task 1:

## Making Patterns

Lesson  
7

In Focus



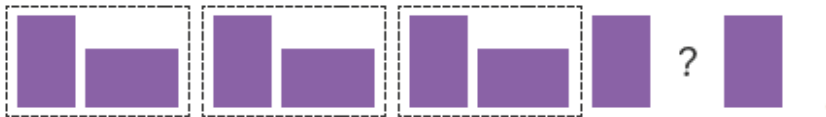
What shape is missing? Can you continue the pattern?



What shape is missing? Can you continue the pattern?



What shape is missing? Can you continue the pattern?



What shape is missing? Can you continue the pattern?




What shape is missing? Can you continue the pattern?

## Answer to task 1

### Let's Learn




The next shape is .

This is a pattern using different shapes.

Look at the next few patterns.  
What comes next?



The next shape is .

This is a pattern using shapes of different sizes.



The next shape is .

This is a pattern using shapes of different colours.



The next shape is .

What is the pattern?

This is a pattern using shapes of different orientations.



What pattern do you see?

This is a pattern using different shapes and sizes.



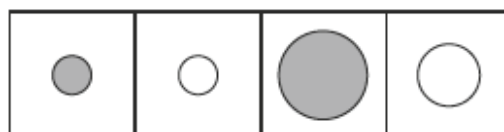
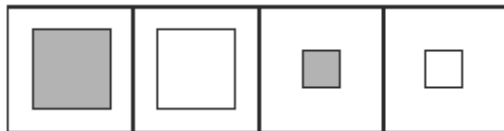
## Task 2:

Name: \_\_\_\_\_ Class: \_\_\_\_\_ Date: \_\_\_\_\_

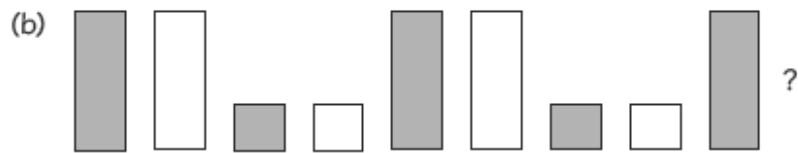
### Worksheet 7

#### Making Patterns

- 1 What is the missing shape?  
Circle the missing shape in the box.



- 2** What shape comes next in the pattern?  
Draw the shape in the box.



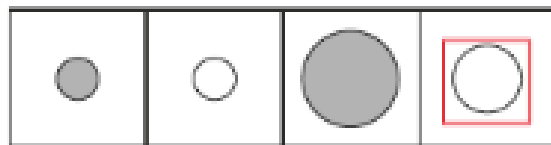
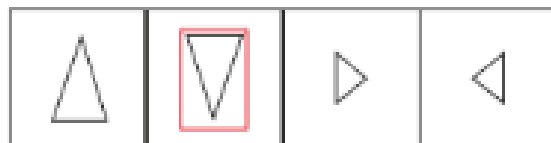
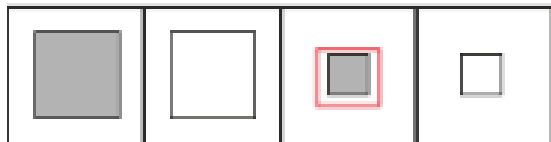
Answers for task 2

Name: \_\_\_\_\_ Class: \_\_\_\_\_ Date: \_\_\_\_\_



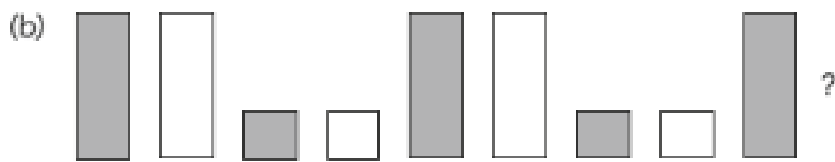
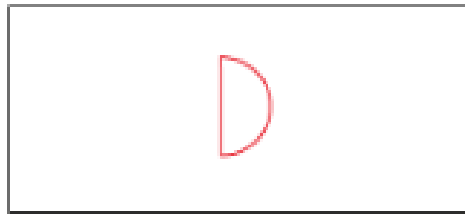
**Worksheet 7**

**Making Patterns**

**1** What is the missing shape?  
Circle the missing shape in the box.



**2** What shape comes next in the pattern?  
Draw the shape in the box.





MATHS Tuesday

Task 1:

## Describing Patterns

Lesson  
8

### In Focus


Do you know the names of these shapes?



Can you name these shapes? Can you identify the number of vertices and sides they have? Do they have a line of symmetry?

**Continue this pattern. How far can you go?**

Sam used two of these shapes to make a pattern.



What is the 5th shape?

How about the 50th shape?

Answer to task 1:

**Lesson  
8**


# Describing Patterns

## In Focus

Do you know the names of these shapes?



Sam used two of these shapes to make a pattern.



What is the 5th shape?

How about the 50th shape?

## Let's Learn

1




This is a circle.


This is a semi circle.




This is a quarter circle.




The fifth shape is , a semi circle.  
What is the 10th shape?

3 The 2nd shape is .

The 4th shape is .

The 6th shape is .

The 8th shape is .

The 10th shape is .


What do you notice?  
What is the 20th shape?



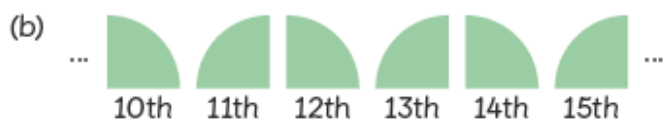
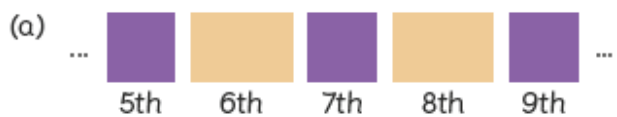
**Challenge:**

**Guided Practice**

**1** What is the 12th shape?



**2** What is the first shape?



Answers to the challenge:



**Guided Practice**

**1** What is the 12th shape?

(a) =

1st

(b) =

1st

(c) =

1st

(d) =

1st

**2** What is the first shape?

(a) ... ... =

5th 6th 7th 8th 9th

(b) ... ... =

10th 11th 12th 13th 14th 15th

## Task 2:

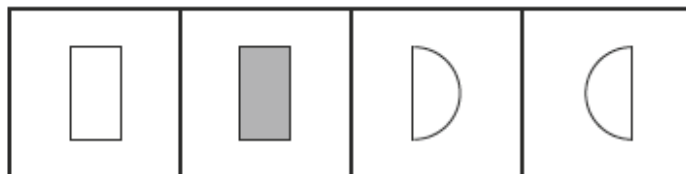
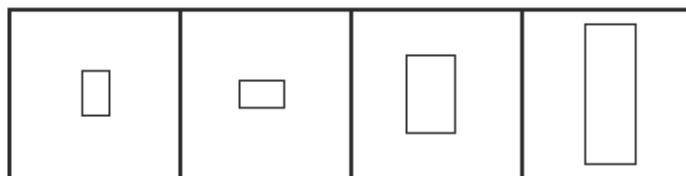
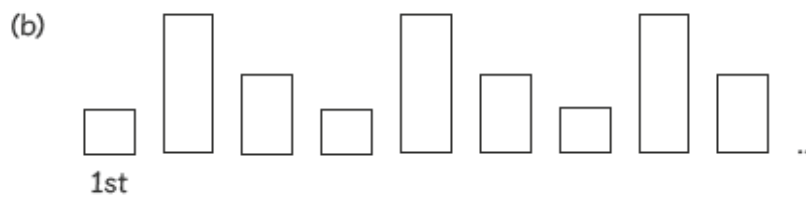
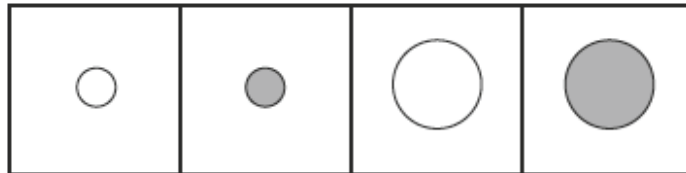
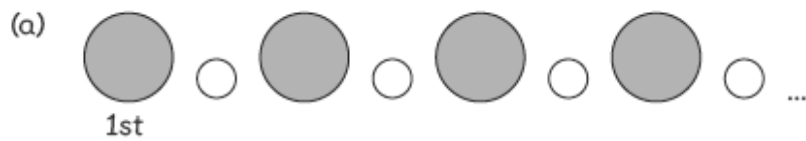
Name: \_\_\_\_\_ Class: \_\_\_\_\_ Date: \_\_\_\_\_

### Worksheet 8

#### Describing Patterns

1 What is the 15th shape?

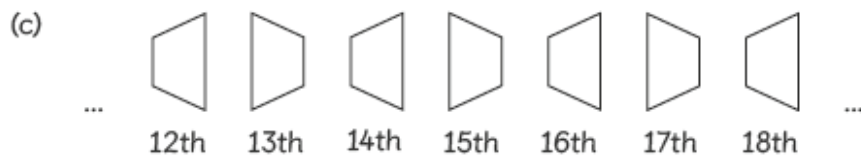
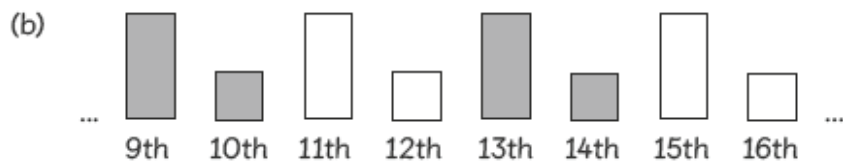
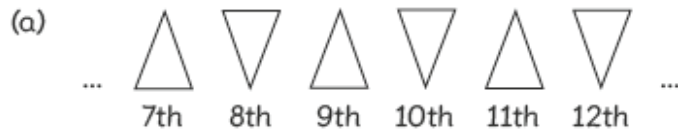
Look at the pattern and circle the 15th shape in the box.



Two-Dimensional Shapes

**2** What is the 1st shape?

Look at the pattern and draw the 1st shape in the box.





**Answers to task 2:**

Name: \_\_\_\_\_ Class: \_\_\_\_\_ Date: \_\_\_\_\_





**Worksheet 8**

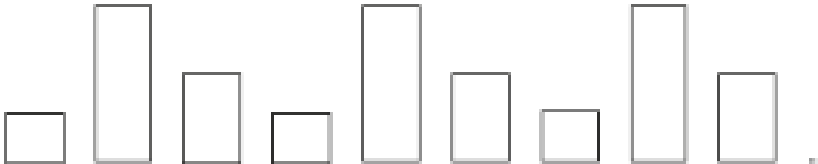
**Describing Patterns**





**1** What is the 15th shape?


Look at the pattern and circle the 15th shape in the box.





(a)   
1st

			
---	---	---	---

(b)   
1st

			
---	---	---	---

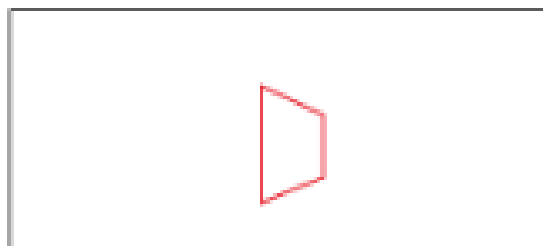
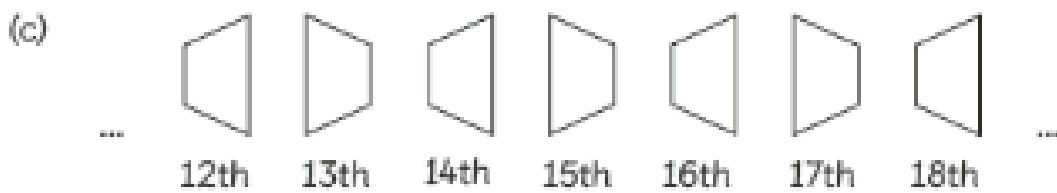

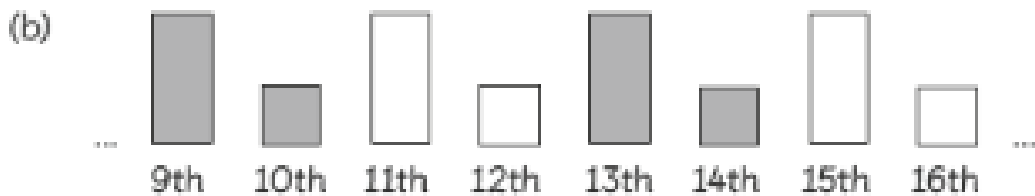

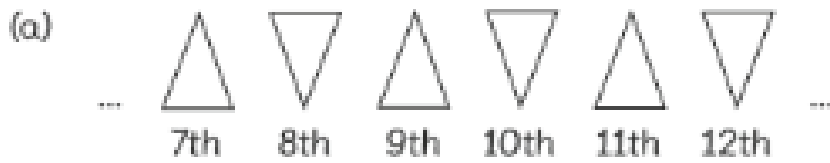
(c)   
1st

			
---	---	---	---

Two-Dimensional Shapes

**2** What is the 1st shape?

Look at the pattern and draw the 1st shape in the box.



## Maths Wednesday

### Recap: What is a line of symmetry?



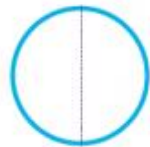
A **line of symmetry** is a **line** that cuts a shape **exactly in half**. This means that if you were to **fold** the shape along the **line**, **both halves would match exactly**.

**They are the same/equal/identical/symmetrical on both sides when cut in half.**

*Some shapes have more than one line of symmetry!*

When we draw lines of symmetry we usually used dotted lines or small dashes.

For example:



more information:

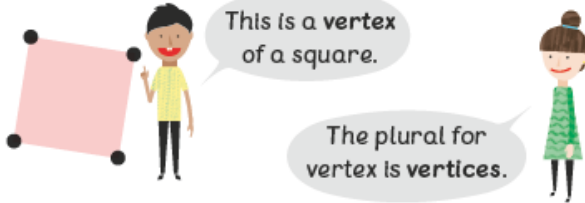
<https://www.theschoolrun.com/what-is-symmetry>

<https://youtu.be/YFzktJNmnpU>

## Recap: What are vertices?

### Let's Learn

1



A square has 4 vertices.

Two-Dimensional Shapes Page 48

**Vertices** is the special, technical name for the **corners** of a shape.

**Vertices are corners.**

***A vertex means one corner (singular). Vertices means more than one corner (plural).***

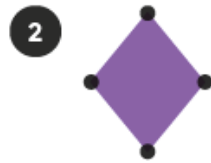
The number of vertices on a shape is usually the same as the number of sides of the same shape.

For example, a square has 4 sides and 4 vertices! The number of sides and vertices are the same or equal!


Watch this video for more information before completing the tasks.

**<https://youtu.be/24Uv8Cl5hvI>**

**Examples:**



This polygon has 4 vertices.  
It has 4 sides.



This polygon has 3 vertices.  
It has 3 sides.

## Recap:

## Polygons.

A polygon is a flat, two-dimensional (2D) *shape with straight sides*. The sides must be straight. They cannot have any curved edges or sides.

Rectangles, squares, hexagons, triangles and pentagons etc are all polygons because they have all straight sides!

Circles, semi circles and cones are NOT polygons because they have curved sides.

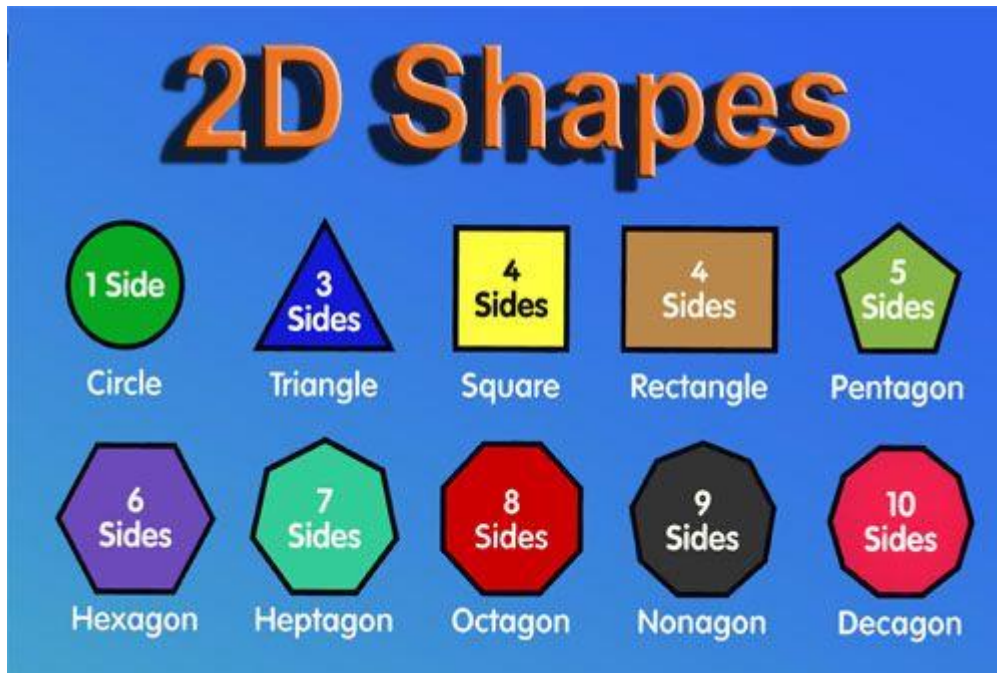
Polygons may have any number of sides but none of them can be curved.

### More information:

<https://www.youtube.com/watch?v=UeKN5-ogFTs>

<https://www.theschoolrun.com/what-is-a-polygon>

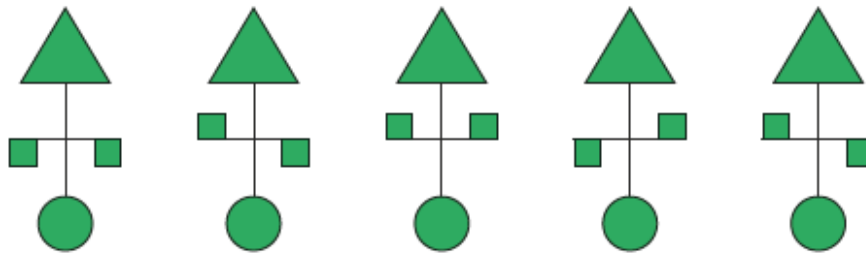
## Shape word mat.



## MATHS

### Write a few sentences about the shapes below:

Look at the figures below.



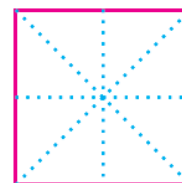
What shapes are used to form each figure?

### Questions to answer:

- 1. What are they called?*
- 2. How many sides do they have?*
- 3. How many vertices do they have?*
- 4. Are they a polygon?*
- 5. Do they have a line of symmetry? How many lines of symmetry do they have?*

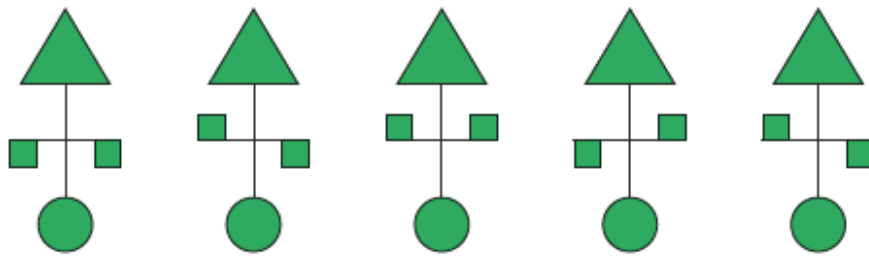
### For example:

A square is a 2D shape. It has 4 sides and 4 corners or vertices. It is a polygon because it has all straight sides. It is symmetrical because when folded in half it does look identical. It has 4 lines of symmetry.



Square

Look at the figures below.

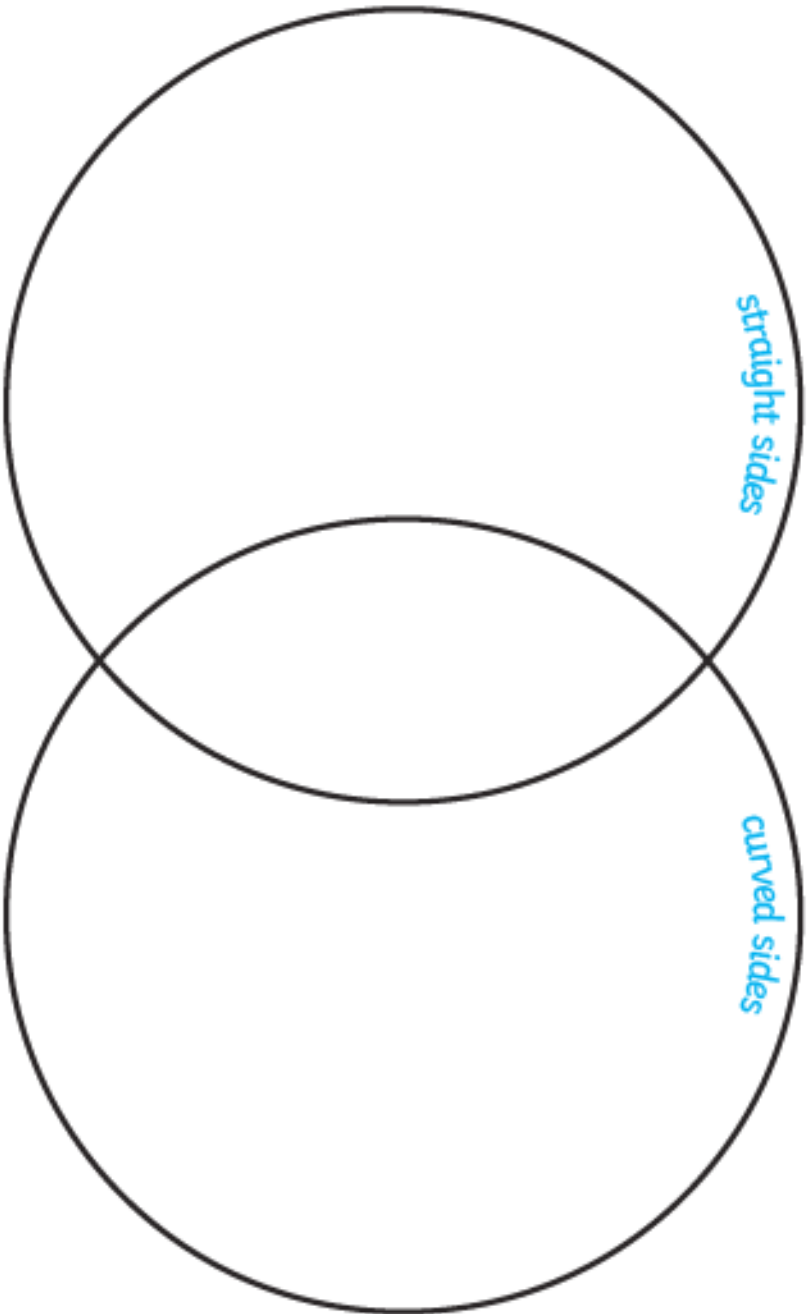


What shapes are used to form each figure?




# Straight and Curved Sides

Draw the shapes in the correct spaces in the hoops.



## Task 2:

Draw or place the shapes in the correct places. Can you add any more shapes of your own?



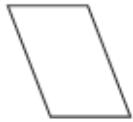

## MATHS Thursday

### Task 1:


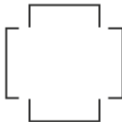
Name: \_\_\_\_\_ Class: \_\_\_\_\_ Date: \_\_\_\_\_

### Review 11

1 Circle the vertices on the shapes and complete the table.

	shape	number of vertices	number of sides	Is it symmetrical?
(a)				
(b)				

2 Are the shapes below symmetrical?  
Answer with yes or no.

	shape	Is it symmetrical?
(a)		
(b)		

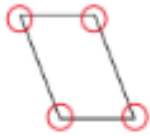
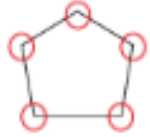
**Answer to task 1:**

Name: \_\_\_\_\_ Class: \_\_\_\_\_ Date: \_\_\_\_\_





**Review 11**

1 Circle the vertices on the shapes and complete the table.

	shape	number of vertices	number of sides	Is it symmetrical?
(a)		4	4	No
(b)		5	5	Yes

2 Are the shapes below symmetrical?

Answer with yes or no.

	shape	Is it symmetrical?
(a)		No
(b)		Yes



**Challenge:**

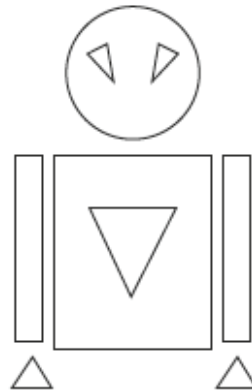
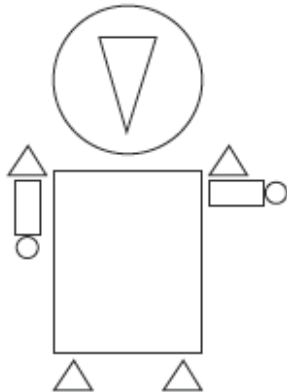

**Mind Workout**

Date: \_\_\_\_\_

Sam draws a robot using shapes. The description of the robot is as follows:

- 1 His robot is made up of rectangles, circles and triangles.
- 2 The number of triangles making up the robot is more than the number of rectangles or circles.
- 3 The robot is symmetrical.

Colour the robot that Sam draws.



Answer to the challenge:

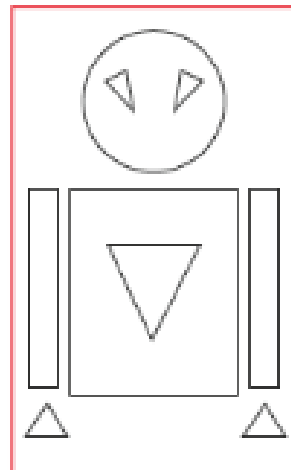
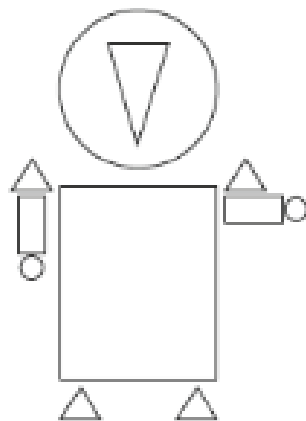

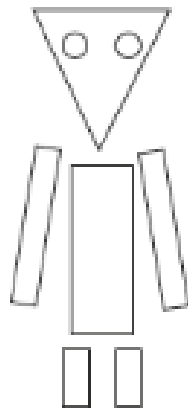
**Mind Workout**

Date: \_\_\_\_\_

Sam draws a robot using shapes. The description of the robot is as follows:

- 1 His robot is made up of rectangles, circles and triangles.
- 2 The number of triangles making up the robot is more than the number of rectangles or circles.
- 3 The robot is symmetrical.

Colour the robot that Sam draws.



## Maths Friday

### Recap: What is a line of symmetry?

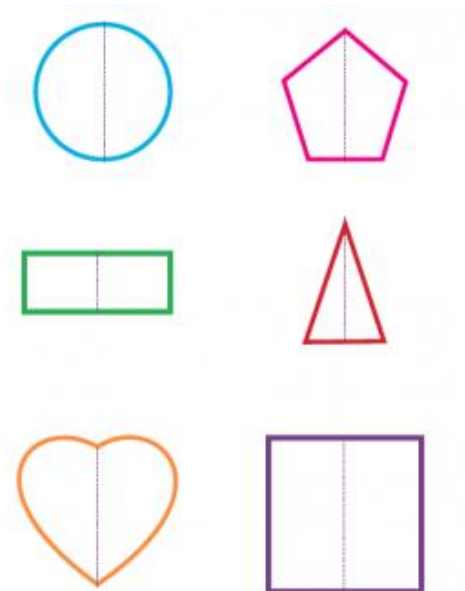
A **line of symmetry** is a **line** that cuts a shape **exactly in half**. This means that if you were to **fold** the shape along the **line**, **both halves would match exactly**.

**They are the same/equal/identical/symmetrical on both sides when cut in half.**

*Some shapes have more than one line of symmetry!*

When we draw lines of symmetry we usually used dotted lines or small dashes.

For example:



more information:

<https://www.theschoolrun.com/what-is-symmetry>

<https://youtu.be/YFzktJNmnPU>

<https://www.bbc.co.uk/bitesize/clips/ztpyr82>

## Recap: What are vertices?

### Let's Learn

1



This is a vertex  
of a square.

The plural for  
vertex is vertices.



A square has 4 vertices.

**Vertices** is the special,  
technical name for the  
**corners** of a shape.

**Vertices are corners.**

Two-Dimensional Shapes Page 48

***A vertex means one corner (singular). Vertices means more than one corner (plural).***

The number of vertices on a shape is usually the same as the number of sides of the same shape.

For example, a square has 4 sides and 4 vertices! The number of sides and vertices are the same or equal!

Watch this video for more information before completing the tasks.

<https://youtu.be/24Uv8Cl5hvI>

### Examples:

2



This polygon has 4 vertices.  
It has 4 sides.

3



This polygon has 3 vertices.  
It has 3 sides.

## Recap: Polygons.

A polygon is a flat, two-dimensional (2D) *shape with straight sides*. The sides must be straight. They cannot have any curved edges or sides.

Rectangles, squares, hexagons, triangles and pentagons etc are all polygons because they have all straight sides!

Circles, semi circles and cones are NOT polygons because they have curved sides.

Polygons may have any number of sides but none of them can be curved.

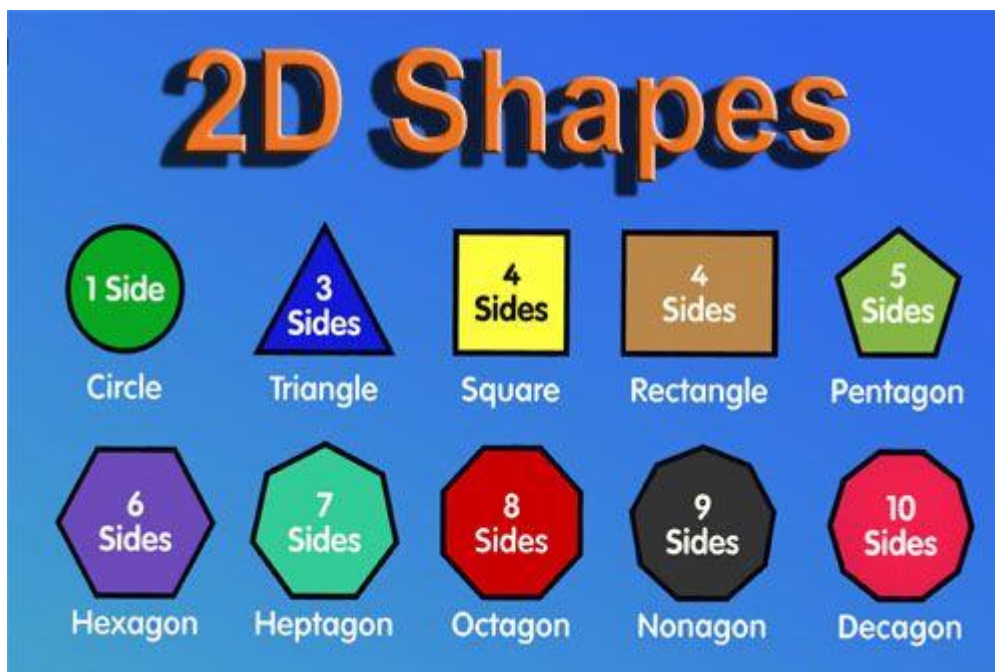
### More information:

<https://www.youtube.com/watch?v=UeKN5-ogFTs>

<https://www.theschoolrun.com/what-is-a-polygon>

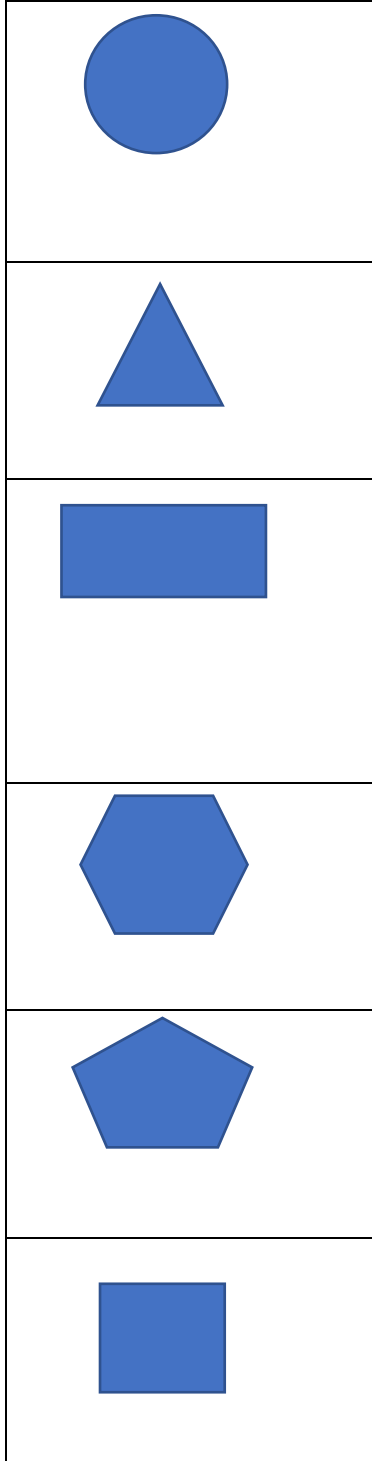


## Shape word mat.











MATHS Task 1:

Match up these shape with their given name:



Triangle
Square
Pentagon
Rectangle
Hexagon
Circle

**Task 2:**

<b><u>Shape.</u></b>	<b><u>Name of shape.</u></b>	<b><u>Number of sides.</u></b>	<b><u>Number of vertices.</u></b>	<b><u>Number of lines of symmetry.</u></b>
				
				
				
				
				
				
				
				

**Task 3:**

**What is a polygon? Can you list some examples?**

**What are vertices? Can you show an example?**

**What is a line of symmetry? Can you give an example?**