



## CSW Group Ltd Statistical Reports

### 2016 Activity Survey Results - Nancealverne School

Report Date: 31/01/2017

#### 2016 Year 11 Activity Survey Results Table

Activity	Count	%
Staying At School	10	90.9 %
Not Known	1	9.1 %
<b>Total</b>	<b>11</b>	<b>100.0 %</b>


<b>NEET %</b>	<b>0.0 %</b>
<b>Not Known %</b>	<b>9.1 %</b>
<b>Participating %</b>	<b>90.9 %</b>

## CSW Group Ltd Statistical Reports

### 2016 Activity Survey Results - Nancealverne School

Report Date: 31/01/2017

Chart of 2016 Year 11 Activity Survey Results



CSW Group Ltd Statistical Reports

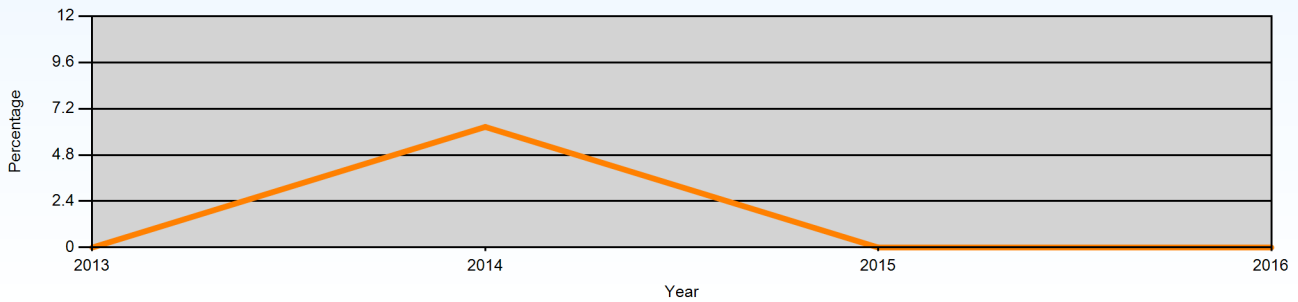
2016 Activity Survey Results - Nancealverne School

Report Date: 31/01/2017

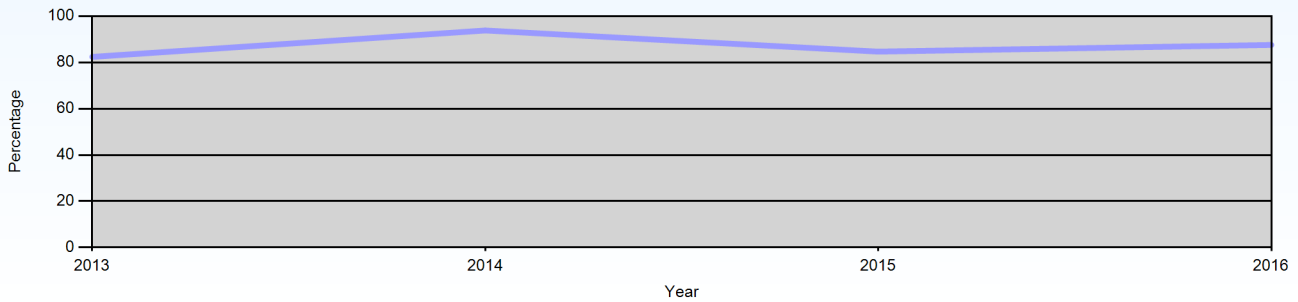
Activity Summary of 16-18 Year Olds (as at 30th November) who attended statutory education at Nancealverne School for the last 4 years

Year	Cohort	NEET	In Learning	Not Known	NEET %	In Learning %
November 2016	16	0	14	2	0.0 %	87.5 %
November 2015	13	0	11	0	0.0 %	84.6 %
November 2014	16	1	15	0	6.3 %	93.8 %
November 2013	17	0	14	0	0.0 %	82.4 %

16 - 18 NEET % Trend for Last 4 Years



16 - 18 In Learning % Trend for Last 4 Years





## CSW Group Ltd Statistical Reports

### 2016 Activity Survey Results - Nancealverne School

Report Date: 31/01/2017

---

#### Notes

The 16-18 analysis is based on 16-18 year olds at each of the 4 years who previous left statutory education from Nancealverne School

The NEET % for 2016 is shown without adjustment so comparisons cannot be made with previous reports which used the DfE methodology (Total NEETs as a % of the cohort less the not knowns)

The report excludes any 2016 Year 11 pupils who were notified to CSW as moved away prior to 1st June 2016

Where a young person is recorded as "Staying At School" they have entered a school 6th form (not necessarily the 6th form of their statutory school) or, in a small number of cases, repeating Year 11