



Weekly Learning Overview JHN

Wk. Beg: 12th October 2020

Year Group: Year 2

Subject	Day	Focus
Arithmetic	Monday	Maths Assessments: Please complete this paper: https://forms.testbase.co.uk/sec/assets/resources/k1_ma/2016_KS1_Mathematics_Paper_1_Arithmetic.pdf
	Tuesday	
	Wednesday	
	Thursday	
	Friday	
Problem solving - maths	Monday	Maths Assessments Please complete this paper: https://forms.testbase.co.uk/sec/assets/resources/k1_ma/2016_KS1_Mathematics_Paper_2_Reasoning.pdf
	Tuesday	
	Wednesday	
	Thursday	
	Friday	
English	Monday	This week we are learning to write acrostic poems I can use adjectives to describe I can write simple sentences I can use finger spaces I can use capital letters and full stops
	Tuesday	This week we are learning to write acrostic poems I can use adjectives to describe I can write simple sentences I can use finger spaces I can use capital letters and full stops
	Wednesday	This week we are learning to write acrostic poems I can use adjectives to describe I can write simple sentences I can use finger spaces I can use capital letters and full stops
	Thursday	English Assessments
	Friday	English Assessments
Phonics		This weeks sounds are 'a_e' 'e_e' 'i_e' 'u_e' and 'ew' for Phase 5. This weeks sounds are 'air' 'ear' 'igh' 'ng' and 'ure' for Phase 3. Please go to www.phonicsplay.co.uk and use the home learning log in to access the resources and games with a focus on these sounds.

Homework

Reading	Complete 30 minutes of Lexia Learning 1. Go to https://www.lexiacore5.com/ 2. When asked for the Teacher email type lexia@jhn.org 3. Log in with your child's username and password 4. Start zooming up the levels!
---------	---

English	Follow the link below to the Oak Academy website and watch the imperative verbs lesson. https://classroom.thenational.academy/lessons/to-use-imperative-verbs-6wr6cd
Maths	Complete 30 minutes of Numbots <ol style="list-style-type: none">1. Go to https://play.numbots.com/2. Type in John Henry Newman Academy as the school name3. Log in with your child's username and password4. Start learning those numbers!

Unit: Poetry

We are learning to write an acrostic poem

Monday 12th October 2020

Me

Teacher

I can use adjectives to describe

I can write simple sentences

I can use finger spaces

I can use some capital letters and full stops

A central illustration of Peter Rabbit, a brown rabbit wearing a blue jacket, standing in a garden. The illustration is enclosed in a cloud-like border with four arrows pointing outwards towards the writing lines on both the left and right sides of the page. The writing lines are arranged in three columns: a left column of 10 lines, a middle column of 10 lines, and a right column of 10 lines.

Unit: Poetry

We are learning to write an acrostic poem

Monday 12th October 2020

Me

Teacher


I can use adjectives to describe

I can write in sentences

I can use finger spaces

I can use capital letters and full stops

Blank writing lines for an acrostic poem, with a central illustration of Peter Rabbit in a cloud and arrows pointing to the lines.



Unit: Poetry

We are learning to write an acrostic poem

Monday 12th October 2020

Me	Teacher


I can use adjectives to describe

I can use my phonics to write simple words

I can use finger spaces

I can form recognisable letters

Blank writing lines for the acrostic poem, with a central illustration of Peter Rabbit in a cloud and arrows pointing to the lines.



Unit: Poetry

We are learning to write an acrostic poem

Monday 12th October 2020

Me

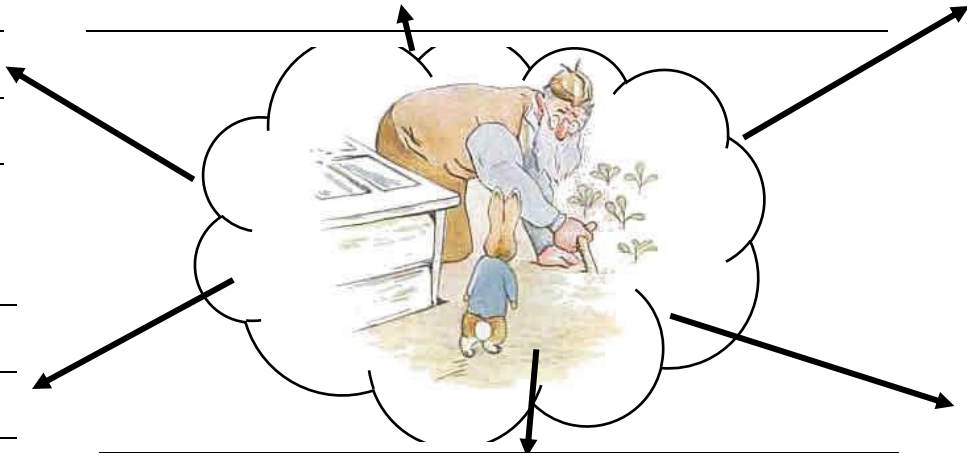
Teacher

I can use adjectives and similes to describe

I can write in sentences

I can use commas in a list

I can use capital letters and full stops



Unit: Poetry

We are learning to write an acrostic poem

Monday 12th October 2020

	Me	Teacher
I can use adjectives and similes to describe		
I can write in sentences		
I can use commas in a list		
I can use capital letters and full stops		

Handwriting practice area with horizontal lines and a central illustration of a man and a rabbit in a garden, with arrows pointing to the lines.

Unit: Poetry

We are learning to write an acrostic poem

Tuesday 13th October 2020

Me

Teacher

I can use adjectives to describe

I can use my phonics to write simple words

I can use finger spaces

I can form recognisable letters



P

E

T

E

R

Unit: Poetry

We are learning to write an acrostic poem

Tuesday 13th October 2020

Me

Teacher

I can use adjectives to describe

I can write simple sentences

I can use finger spaces

I can use some capital letters and full stops



P

E

T

E

R

Unit: Poetry

We are learning to write an acrostic poem

Tuesday 13th October 2020

Me

Teacher

I can use adjectives to describe

I can write in sentences

I can use finger spaces

I can use capital letters and full stops



P

E

T

E

R

Unit: Poetry

We are learning to write an acrostic poem

Tuesday 13th October 2020

Me

Teacher

I can use adjectives to describe

I can write in sentences

I can use finger spaces

I can use capital letters and full stops

M

R

M

C

G

R

E

G

O

R

Unit: Poetry

We are learning to write an acrostic poem

Tuesday 13th October 2020

Me

Teacher

I can use adjectives to describe

I can write in sentences

I can use finger spaces

I can use capital letters and full stops

<i>M</i>	
<i>R</i>	
<i>M</i>	
<i>C</i>	
<i>G</i>	
<i>R</i>	
<i>E</i>	
<i>G</i>	
<i>O</i>	
<i>R</i>	





<i>Unit: Poetry</i>		
<i>We are learning to write an acrostic poem</i>		
<i>Wednesday 14th October 2020</i>	<i>Me</i>	<i>Teacher</i>
<i>I can use adjectives to describe</i>		
<i>I can write in sentences</i>		
<i>I can use finger spaces</i>		
<i>I can use capital letters and full stops</i>		



Handwriting practice lines for the acrostic poem. The page contains 12 horizontal lines for writing.

Unit: Poetry

We are learning to write an acrostic poem

Wednesday 14th October 2020

Me

Teacher

I can use adjectives to describe

I can write in sentences

I can use finger spaces

I can use capital letters and full stops

Unit: Poetry



