



All resources for English and Reasoning and Problem solving can be found further down this document. Fluency in Five and Rapid Reasoning will be uploaded as separate documents.

Subject	Day	Focus
FLUENCY IN FIVE WEEK 25		
Arithmetic	Monday	To use knowledge of the four operations to solve calculations
	Tuesday	To use knowledge of the four operations to solve calculations
	Wednesday	To use knowledge of the four operations to solve calculations
	Thursday	To use knowledge of the four operations to solve calculations
	Friday	To use knowledge of the four operations to solve calculations
FRACTIONS		
Problem solving - maths	Monday	To demonstrate understanding of arithmetic methods Use the arithmetic paper attached below to assess your understanding of arithmetic methods
	Tuesday	To assess understanding of arithmetic methods Use the reasoning and problem-solving paper from yesterday to self-assess and correct your understanding of problem-solving skills.
	Wednesday	To demonstrate understanding of reasoning and problem-solving skills Use the reasoning and problem-solving paper attached below to assess your understanding of arithmetic methods
	Thursday	To assess understanding of reasoning and problem-solving skills Use the reasoning and problem-solving paper from yesterday to self-assess and correct your understanding of problem-solving skills.
	Friday	To consolidate understanding of a chosen concept Choose a concept that you are unsure of from the arithmetic and reasoning and problem-solving papers. Correct and practice the concept that you have chosen to concentrate on.
NON-CHRONOLOGICAL REPORT WRITING		
Please find the resources for this weeks' activities towards the end of this document. Follow the instructions on the sheets to complete the tasks.		
English	Monday	To plan a non-chronological report
	Tuesday	To write a first draft of a non-chronological report
	Wednesday	To edit a first draft of a non-chronological report
	Thursday	To write a non-chronological report (day 1)
	Friday	To write a non-chronological report (day 2)
SPELLING RULE 46 – word containing the letter-string 'ough'		
Spelling,	Monday	Copy the wordlist into your book.
	Tuesday	Segment each word into syllables and write each syllable in a different colour.
	Wednesday	Use a dictionary to retrieve the definitions and write them into your book.
	Thursday	Write sentences using words from your spelling list. Use ADD SPICE below to help you write sentences using a range of structures. Try to use a range of punctuation. See Punctuation pyramid below.
	Friday	Choose an activity from the spelling menu below.
Word List		Ought, bought, thought, nought, brought, fought, rough, tough, enough, dough, through, thorough, borough, plough, bough, though
Reading		
INDEPENDENT DAILY READING		
	Daily	Please make sure that you read for 20 minutes daily and make an entry in your Reading diary. Use the question prompts in the middle of your Reading Record to form a response if you would like to. 20 per day completing your personalised activities on Lexia.



Weekly Learning Overview JHN

Wk. Beg: 22nd March 2021

Year Group: 5

Homework

Reading	Mylexia daily. Reading daily.
English	Write a daily response in your Reading diary. Use the questions in the middle to frame your responses.
Maths	TT Rockstars



Weekly Learning Overview JHN

Wk. Beg: 22nd March 2021

Year Group: 5

Monday





1

$$807 - 100 =$$

1 mark

2


$$99 + 485 =$$

1 mark



3

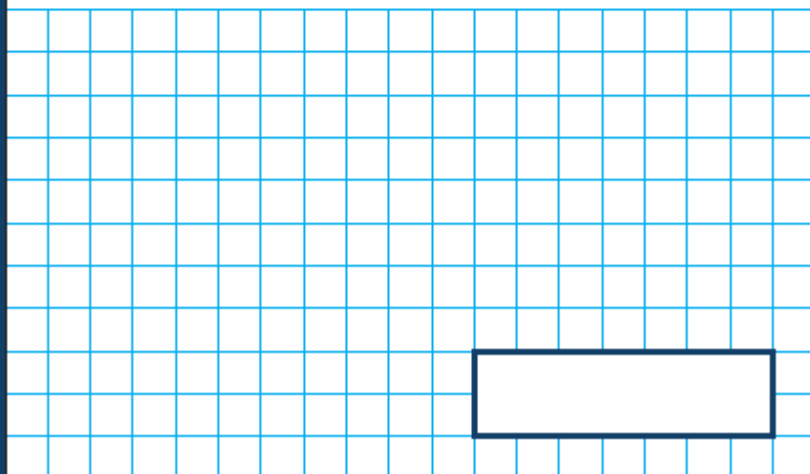
$$48 \div \boxed{} = 6$$



1 mark

4

$$24 \times 4 =$$



1 mark



5

$$\frac{2}{3} \text{ of } 63 \text{ km} =$$

1 mark

6

$$3,456 + 2,347 =$$

1 mark



7

$$\frac{1}{5} + \frac{3}{5} =$$

1 mark

8

$$18 \times 0 \times 8 =$$

1 mark



9

$$+ 5,314 = 7,314 - 1,000$$

1 mark

10

$$\frac{2}{7} \times 5$$

1 mark



11

$$13,000 - 5,478 =$$

1 mark

12

$$3^3 + 7^2 =$$

2 marks



13

$$23 \times 100 =$$

1 mark

14

$$\frac{5}{8} - \frac{1}{4} =$$

1 mark



15

$$2,192 \div 8 =$$

1 mark

16

$$13 \times 4,375 =$$

2 marks



17 $506 \times 7 = \boxed{} + 1,753$

2 marks

Tuesday

Self-assess the paper you carried out yesterday

Wednesday

1

Sam uses counters to represent a number.

Ones	Tenths	Hundredths

What is Sam's number?

1 mark

Sam adds 2 tenths to his number.

What is Sam's new number?

1 mark



2

Two teams take part in a competition.

Team A has 352 points.

Team B has 78 fewer points than Team A.

How many points do Team B have?

Show
your
method

1 mark

3

Raj completes this calculation.

$$\begin{array}{r} 28 \\ \times 3 \\ \hline 64 \\ \hline 2 \end{array}$$

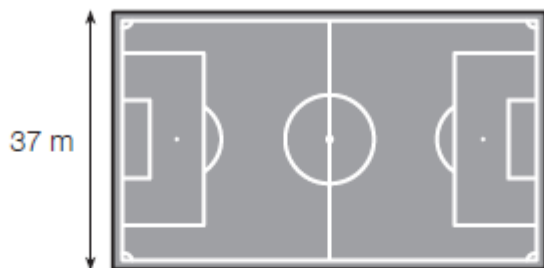
Explain Raj's mistake.

1 mark



4

The length of the football pitch is double the width.



Work out the perimeter of the football pitch.

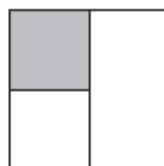
m
2 marks




5

Match each fraction to the correct diagram.

$$\frac{1}{3}$$



$$\frac{1}{4}$$



$$\frac{2}{3}$$



1 mark

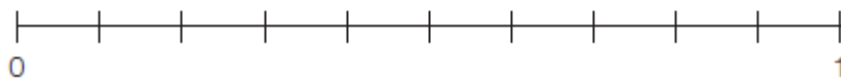
6

Write these numbers in the correct position on the number line.

$$0.75$$

$$\frac{1}{2}$$

$$\frac{3}{10}$$



2 marks



7

Mr Cook buys 72 drinking straws.

$\frac{3}{8}$ of the straws are blue and the rest are red.

How many of the straws are red?

Show
your
method

2 marks

8

Circle the fraction that is **not** equivalent to $\frac{3}{4}$

$$\frac{15}{20}$$

$$\frac{7}{8}$$

$$\frac{9}{12}$$

$$\frac{12}{16}$$


1 mark



9

Board games cost £6.45

Books cost £2.50



Sally and her three friends share the cost of 2 board games and 3 books.

How much does each person pay?

Show your method

Grid for showing the calculation method.

£

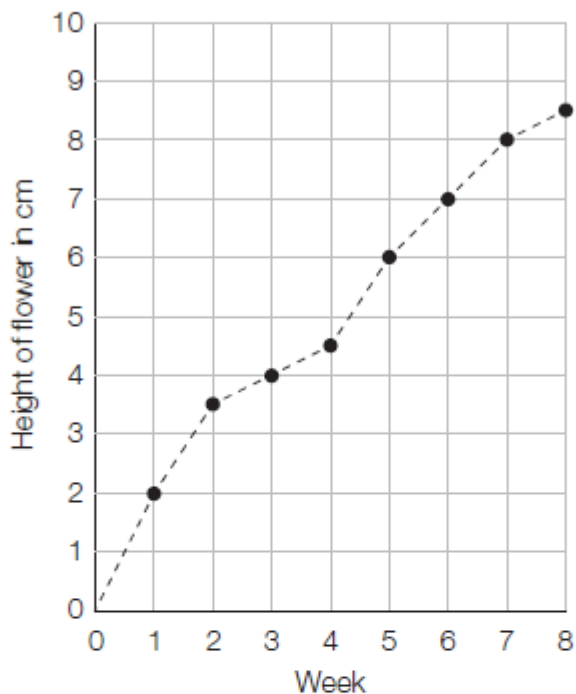
2 marks



10

The height of a flower is measured every week for 8 weeks.

The graph shows the height at the end of each week.



What was the height of the flower at the end of week 7?

cm

1 mark

How much does the height of the flower increase between the end of week 2 and the end of week 8?

cm

1 mark



11

Complete the table.

Fraction	Decimal	Percentage
$\frac{4}{10}$	0.4	%
	0.51	51%
$\frac{3}{100}$		%

2 marks

12

Put the numbers in ascending order.

6.002

6.2

6.22

6.02


--	--	--	--

1 mark



13

3 small plant pots cost £6



2 large plant pots **and** 6 small plant pots cost £21

What is the cost of 1 large plant pot?

£

2 marks



14

The sum of a prime number and a square number is 21

Complete the calculation.

Prime Number		Square Number		
<div style="border: 1px solid black; width: 60px; height: 60px; margin: 0 auto;"></div>	+	<div style="border: 1px solid black; width: 60px; height: 60px; margin: 0 auto;"></div>	=	21

_____ 1 mark


15

How many fifths are there in $6\frac{2}{5}$

_____ 1 mark

16

Shade in one eighth of the shape.



_____ 1 mark



17

Here are some digit cards.

0

2

5

6

9

Use the cards to make a number that rounds to **62,000** to the nearest 1,000

You may only use each card once.

1 mark

Use the cards to make a number that rounds to **63,000** to the nearest 100

You may only use each card once.

1 mark



18

The children in Class 5 vote for their end of term trip.

A quarter of the children vote to go to the cinema.

$\frac{2}{5}$ of the children vote to go bowling.

The rest of the children vote to go swimming.

What **percentage** of the children want to go swimming?

%

2 marks



19

The mass of a dolphin is a quarter of the mass of a seal.



The seal is 126 kg heavier than the dolphin.

What is the total mass of the dolphin and the seal?

kg

2 marks

Thursday

Self-assess the paper you carried out yesterday

Friday

Choose a concept that you are unsure of from the arithmetic and reasoning and problem-solving papers. Correct and practice the concept that you have chosen to concentrate on.



Weekly Learning Overview JHN

Wk. Beg: 22nd March 2021

Year Group: 5

English

Monday

Use the planning writing grid to plan your non-chronological report.



Title:	<u>Feature checklist:</u>
Introductory paragraph	<ul style="list-style-type: none"><input type="checkbox"/> Formal Language<input type="checkbox"/> Third person<input type="checkbox"/> Factual language<input type="checkbox"/> SWs<input type="checkbox"/> Informative adjectives<input type="checkbox"/> Subheadings<input type="checkbox"/> Subject specific language<input type="checkbox"/> Glossary
Paragraph 1	
Paragraph 2	
Paragraph 3	
Glossary words and their definitions:	



Use your plan from yesterday to write a first draft of your non-chronological report. Use the Key features checklist below to ensure that you have included all of the features in your writing.

	Topic title covers the whole subject.		Non-chronological reports use factual language .
	Brief introduction paragraph gives who/what/where overview.		Present tense verbs (unless it is a historical report, then it would be past tense).
	The information is organised into paragraphs .		Technical language may be explained in a glossary.
	Each category has a sub-heading .		Third person makes it impersonal.
	Some information may be in fact boxes or bullet-point lists.		Non-chronological reports have a formal tone .
	Extra details support the main points.		General language , not particular examples.

Wednesday

Today you will be editing your first draft of your non-chronological report. Choose three editing stations to visit. You will find these on the PowerPoint titled 'Editing Stations' as a separate file on the Home Learning Page on the JHN Website.

Using the stations to prompt you, re-read your draft from yesterday then edit and improve your writing.

Thursday

Today you will be writing your final non-chronological report. You will have two days to complete this so please make sure that you take your time. Ensure that you have included all of the features of a non-chronological report. You can use the Key Features Checklist attached for Tuesday to check that you have included them all!

Friday

Continue writing your non-chronological report. Today is the final day of writing so use this time to check you have included all of the key features of a non-chronological report. Make sure you have presented your report neatly and used vocabulary to engage the reader.



A You could start your sentence with an adverb. An adverb gives us more information about the verb.
Lovingly, he stared into her beautiful green eyes.

Here are some adverbs you might like to use:

Accidentally	Carefully	Cheerfully
Excitedly	Foolishly	Fortunately
Greedily	Generously	Happily
Knowledgeably	Menacingly	Nastily
Painfully	Quickly	Quietly
Sadly	Thankfully	Thoughtfully

D You could add a drop in clause to your sentence. A drop in clause adds extra information.
Michelle, who was very clumsy, always fell over her own laces.

Here are some examples that show the drop in clause:

- Mr White, who was very noisy, used to scare the children when he shouted!
- The bike, which had just been cleaned, sparkled in the sunlight.
- The old oak tree, that sat alone in the garden, swayed in the wind.

D You could start your sentence with a word that describes the noun, better known as an adjective.
Immense and ferocious, the giant stormed his way into the castle.

Here are some describing words you might like to use:

Big	Brave	Broad
Calm	Chubby	Colossal
Eager	Fat	Loud
Quick	Quiet	Puny
Strong	Weak	Wooden

S You could start your sentence with a simile. A simile is when you compare two things together.

As brave as a lion, he slayed the evil monster.

Here are some similes you might like to use:

As strong as...	As large as...
As wise as...	As soft as...
As hot as...	As tiny as...
As small as...	As sensitive as...
As dark as...	As busy as...
As clear as...	As clean as...

P You could start your sentence with a preposition. A preposition links nouns, pronouns and phrases to other words in a sentence.

On the top of the hill, there stood an old castle.

Here are some prepositions you might like to use:

Around	Behind	Beneath
Beside	In	Often
On	Over	Past
Through	Under	Until
Upon	With	Within

I You could start your sentence with an 'ing' word.

Unlocking the door, she left the room.

Here are some 'ing' words you might like to use:

Dying	Hiding	Hugging
Jumping	Knowing	Needing
Playing	Praying	Riding
Singing	Stopping	Thinking
Trying	Walking	Wanting

C You could start your sentence with a connective. A connective usually connects two sentences together.

Although he was hurt, he continued on his quest!

Here are some connectives you might like to use:

After	Although	As a result of
Because	Consequently	Despite
Except	Finally	Instead of
Meanwhile	Moreover	On the other hand
So	Therefore	Unless
Unlike	Whereas	Yet

E You could start your sentence with an 'ed' word.




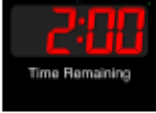




Scared, he hid under his covers for shelter.


Here are some 'ed' words you might like to use:

Abandoned	Annoyed	Banished
Bruised	Challenged	Delivered
Determined	Discovered	Embarrassed
Excited	Focused	Frightened
Motivated	Overjoyed	Relieved
Persuaded	Scared	Worried



SPELLING MENU

<p>21. Question/Answers</p> <p>Write questions with half of your spelling words.  Then use the other half to answer the questions. Underline the words you used.</p>	<p>22. Riddles</p> <p>Write a riddle for each of your words. Don't forget to answer them. e.g. I am grey. I have a trunk and big ears. Answer: elephant.</p> 	<p>23. Crossword Puzzle</p> <p>Make a crossword puzzle with your spelling. Show the answers to your puzzle.</p> 	<p>24. Rhyming Words</p> <p>Write your spelling words out with a rhyming word next to them. Remember that words do not need to have the same spelling pattern to rhyme. e.g. men and again</p>
<p>25. Homophones</p> <p>Can you find any homophones which go with your spelling words? What do they mean? e.g. wear and where, to, too and two their, there and they're</p>	<p>26. Writing Race</p> <p>Set a timer for 2 minutes. See how many times you can write each word perfectly during that time.</p> 	<p>27. Code Words</p> <p>Come up with a code for each letter of the alphabet and then write each word in code. e.g. a = α b = β c = γ</p>	<p>28 Word Classes</p> <p>Sort your spelling words into word classes - nouns, verbs, adjectives etc. Be careful - some words can be used in more than one category e.g. swimming.</p>
<p>29. Synonyms</p>  <p>Find at least 2 synonyms for each of your spelling words.</p>	<p>30. Antonyms</p> <p>Find an antonym (opposite) for each of your spelling words.</p> 	<p>31. Joker</p> <p>Write jokes containing each of your spelling words.</p> 	<p>32. Backwards Words</p> <p>Write your spelling words forwards and then backwards. Remember to write neatly!</p> <p>BACKWARDS</p>
<p>33. X Words</p> <p>Write 2 words with one letter in common so that they cross over each other. e.g. b r c h e e s e a d</p>	<p>34. Acrostic Poem</p> <p>Write an acrostic poem for your spelling words. See if you can stick to a theme when writing. e.g. sun</p> <p>Sun shines brightly Up in the sky Nice and warm on my face</p>	<p>35. Scrabble</p> <p>In a game of Scrabble, each letter is worth a certain number of points. Write your words and then add the total of the letters. Which of your spelling words has the highest total value?</p> 	



Have You Remembered
capital letters and finger spaces?