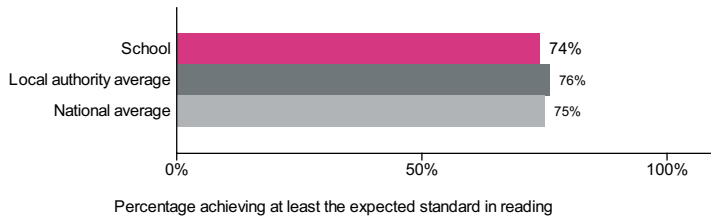


# Key stage 1 performance measures

This is provisional data for 2017/18.

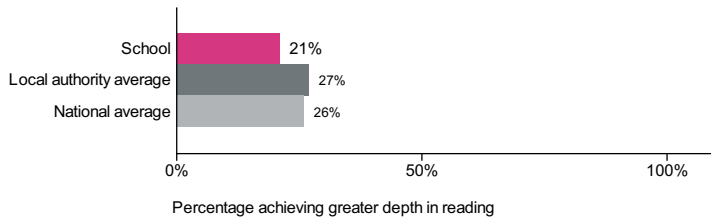
## Percentage achieving at least the expected standard in reading

Number of pupils = 39



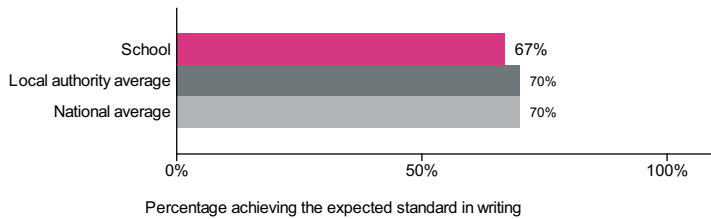
## Percentage achieving greater depth in reading

Number of pupils = 39



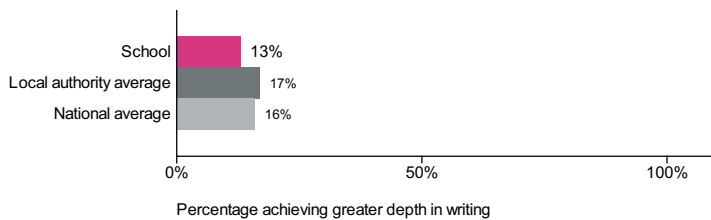
## Percentage achieving at least the expected standard in writing

Number of pupils = 39



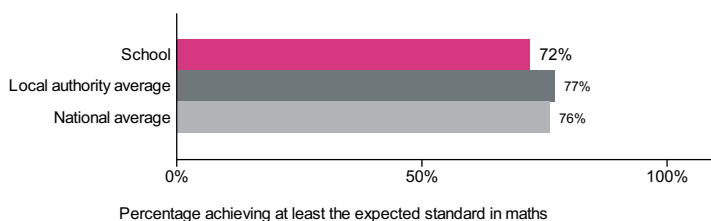
## Percentage achieving greater depth in writing

Number of pupils = 39



## Percentage achieving at least the expected standard in maths

Number of pupils = 39



## Percentage achieving greater depth in maths

Number of pupils = 39

