

Online Safety

It's everyone's responsibility

Mark Clutsom

Headteacher (based at Charlestown)

DSL, Think U Know trainer and IT strategy Co-lead



Aims

How to promote safety for all

Information for children

Engaging parents

Next steps



Fifty per cent of the UK's 10-year-olds owned a smartphone in 2019, according to a report by media regulator Ofcom.
...and 24% 3 & 4yr olds have a tablet (15% in their rooms at night) (Ofcom 2019)



Kernow Learning

Know your school's e-safety policy and follow it

- Social media (what's appropriate and what's not)
- E-mail encryption
- Storage of files
- Use of school equipment (Acceptable Use Policy for staff and children)
- Password security
- GDPR

Keep safe yourself online

- Banking
- Apps
- Links in e-mails etc.
- Beware of hacking



Kernow Learning

Know your school's e-safety policy and follow it

- Task 1

Social Media (SM) – what's appropriate and what's not?

Look at these scenarios – what are the potential risks and how can we help reduce them?

1. Child videoing themselves on a SM app and publishing it.
2. Child playing online games and messaging another player
3. Children messaging each other after school
4. Member of staff tweeting about the school sports event
5. Member of staff tweeting about Brexit
6. Parent posting about an alleged incident in school



Kernow Learning

Know your school's e-safety policy and follow it

- Task 1

Social Media (SM) – what's appropriate and what's not?

1. Child videoing themselves on a SM app and publishing it.

What if they had their school uniform on?

Younger siblings in the background?



Kernow Learning

Know your school's e-safety policy and follow it

- Task 1

Social Media (SM) – what's appropriate and what's not?

2. Child playing online games and messaging another player.

What are they playing?

Who are they playing with? How do we know?

What might be being said?



Kernow Learning

Know your school's e-safety policy and follow it

- Task 1

Social Media (SM) – what's appropriate and what's not?

3. Children messaging each other after school.

What are they saying? Where are they? Is everyone included?



Kernow Learning

Know your school's e-safety policy and follow it

- Task 1

Social Media (SM) – what's appropriate and what's not?

4. Member of staff tweeting about the school sports event.

What are they saying? - names, commentary etc.



Kernow Learning

Know your school's e-safety policy and follow it

- Task 1

Social Media (SM) – what's appropriate and what's not?

5. Member of staff tweeting about Brexit.

Views and opinions are not that of the Trust or school – professional standards etc.



Kernow Learning

Know your school's e-safety policy and follow it

- Task 1

Social Media (SM) – what's appropriate and what's not?

6. Parent posting about an alleged incident in school.

'Alleged'










Who are they naming? What's being said?



Resources

<https://nationalonlinesafety.com/>

Here are some sites that you may have heard your children talking about (there are many others and new ones are constantly being developed).

-  Snapchat 12+
-  Facebook 13+
-  Instagram 13+
-  Hangouts 14+
-  Tik Tok 16+ (formerly Musical.ly)
-  Oovoo 16+
-  WhatsApp 16+
-  MeetMe 18+
-  YouTube 13+

<http://www.net-aware.org.uk>

The 'Growing up Digital Taskforce' published their 'Growing up Digital' report in January 2017.

Extract :

Parents tell us that they are **not confident about how to prepare children for life online**. In a survey conducted for the Children's Commissioner by Mumsnet (website)

- ♦ 73% of parents were concerned about their children accessing inappropriate material online
- ♦ 49% were worried about their child over-sharing personal information
- ♦ 61% feared that social media was an overwhelming distraction from other activities
- ♦ 54% were afraid of unwanted contact by strangers with their children

<https://www.internetmatters.org/>

Be ESAFE

Educate yourself

Start having conversations

Ask your child to show you what they do online

Find out how to set parental controls and agree boundaries

Encourage your child to tell you if anything online unsettles them



Social Media

Kernow Learning guide for Parents and Carers



Please don't be puzzled...

Kernow Learning



Kernow Learning

Task 2 – watch these clips and discuss....

Would you use them? How would you use them?

[KS1 Jessie and Friends](#)

[KS2 Play, Like Share and Band Runner](#)

https://www.thinkuknow.co.uk/8_10/



Kernow Learning

Use the mobile device's settings app to make the necessary changes. Detailed advice is contained in the handout.

Other places to seek advice:

- Your mobile provider's shop/website
- The mobile handset's documents (usually online)
- Websites listed in the handouts



Kernow Learning

7 questions to start the tricky conversations.....

- Which apps/games are you playing at the moment?
- Which websites do you enjoy using and why?
- How does this game/app work? Can I play?
- Do you have any online friends?
- Do you know where to go for help?
- Do you know what your personal information is?
- Do you know your limits?

www.nationalonlinesafety.com



Parents and carers

Letters and advice to support the teaching in schools.

We avoid preaching.

Be honest.



Guidance on parental controls on mobile devices



Technology can be a fantastic tool, and gives our children tremendous opportunities. However, with the ability to connect to other devices and the internet, we all have a responsibility to help them to stay safe online.

This booklet has been written to help guide parents and carers with how to set controls and block certain content getting through. There will never be a 100% failsafe way to prevent children seeing things which are inappropriate, but there are links to websites in this booklet that provide clear, simple advice on what to do and how to have those difficult conversations with your children.



Questions.....

