



What do I need to know?



What is Read Write Inc?

It is a programme to help children to become confident readers and writers.

The programme is very successful and commonly used in many primary schools.

It is designed to enable every child to become confident and fluent readers at the first attempt.

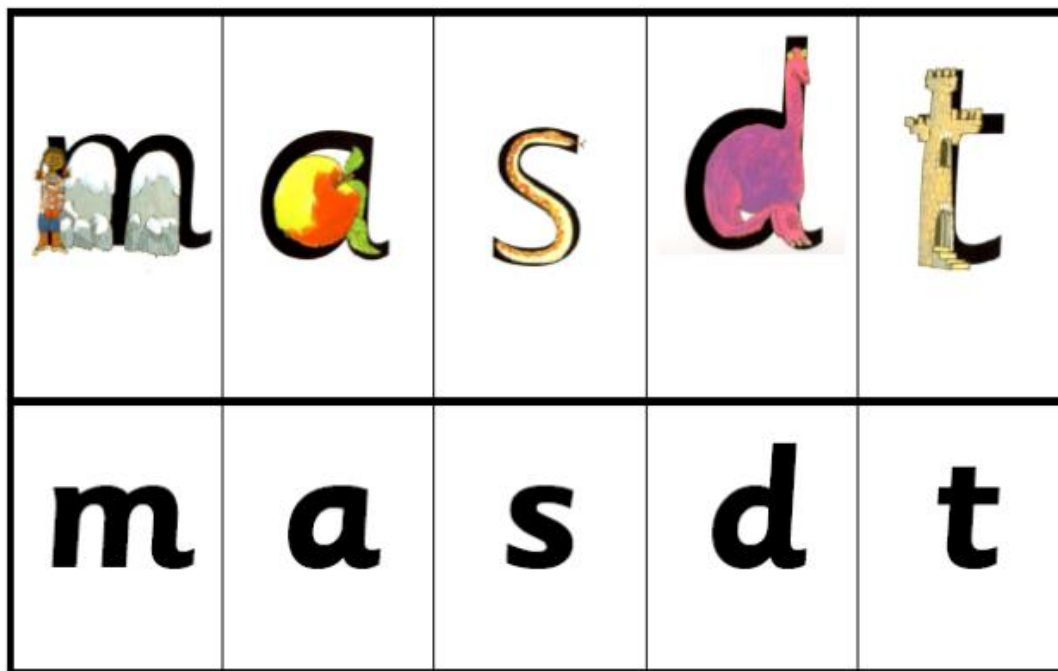
Children are able to learn to read at a pace that suits them.



What will the lessons look like?

The scheme uses a phonics based approach.

- ❖ All children learn to read sounds and blend the sounds together to read words.
- ❖ During their year in Reception the children will learn 44 sounds. These are called **SPEED SOUNDS**.
- ❖ Each sound is accompanied by a simple picture prompt.
- ❖ These known sounds are reviewed daily and new sounds introduced.








We use letter sounds only.

Focusing on PURE sounds.






See the guide for parents for help with pronunciation.

No letter names at this point.

				
m	a	s	d	t






The letter sounds are split into two groups –
bouncy sounds (b,d,g,t etc)

and stretchy sounds (m,n,s etc)

 m	 a	 s	 d	 t
m	a	s	d	t

The sounds are broken into smaller groups of four or five.

Once a group of sounds has been taught the children will learn to blend these sounds to read real words.

				
m	a	s	d	t

For example

m a t

d a m

s a t

s a m

s a d

a t

<https://www.youtube.com/watch?v=EYx1CyDMZSc&safe=active>



I only talk in sounds!


Fred Talk

The children are ready to blend sounds when they know the sounds in and out of order. We call this Fred Talk.



C-a-t - cat

d-o-g - dog



Alien words start once the children are confident with Set 1 sounds.

p - o - g

b - i - sh



Read Write Inc lessons in Reception

- ❖ Whole class speed sounds recap and introduction to new sound.
- ❖ Listen to words beginning with that sound.
- ❖ Look at pictorial prompt for new sound.

- ❖ Learn shape of new letter sound, using handwriting phrase (m = Maisie mountain mountain)

- ❖ Have a go at forming letter in the air before having a go at writing it, following a visual prompt.

- ❖ Listen to Fred Talk of simple words with new sound.



Read Write Inc lessons in Reception

Word Time

Once the children are confident with the first set of sounds they will use magnet boards to create a range of words using these sounds. If they are able to form the letters correctly we will encourage them to have a go at writing a few of the words they make.

Red Words

These are words that cannot be blended easily (the, was, my). We will send a few of these home once the children start to learn them. The only way to learn them is to recognise how they look.



Read Write Inc lessons in Reception

Children will stay as a whole class to learn their sounds until half term.

From half term the children will be put into ability groups across the two classes (and possibly into Year 1 if appropriate) and taught at a level that will support and challenge them.

The groups are small and each group will be taught by a teacher or TA that has been trained to teach Read Write Inc.

Sessions up until December will last for up to 30 minutes.

From January these sessions will gradually lengthen up to 45 minutes.



Additional support

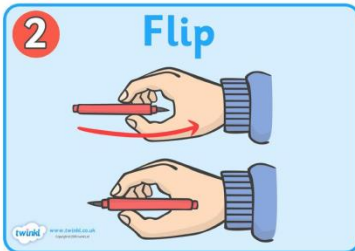

It is important that the children develop a strong, confident pencil grip and the stamina to write words and, eventually, sentences independently.

The children will have access to...

- ❖ Funky Fingers activities during Independent Learning
- ❖ Weekly Dough Disco and gross/fine motor challenges
- ❖ Name writing practise
- ❖ Intervention activities if needed
- ❖ Opportunities to make marks and write indoors and outside



Correct pencil grip



<https://www.youtube.com/watch?v=Eq6ggYR-aeY>



How Can I help at home?

- ❖ Once a group of sounds have been learnt we will send a set home to practise.
- ❖ Use them to make simple words to read together.
- ❖ Once the children are confident with several groups of sounds we will send home some simple words for the children to practise reading. They can also practise writing these if they are keen.
- ❖ Please try to spend at least 5 minutes every day practising any sounds and words in their wallet.
- ❖ We will also send handwriting practise sheets home that will support the letter formation we are learning.



Letter formation and handwriting practise

Please do not leave children on their own to practise writing these letters. Support them to make sure they use the correct pencil grip and form each letter correctly.

This will help them to practise the correct way rather than practise bad habits.



When will my child bring home a reading book?

Children will have the opportunity to choose and take home a library book at least twice a week. This is to share with you at home.

The children will have a reading log where you can log when you share the book with them.

Scheme reading books will not be sent home until we feel the children are independently blending a significant number of words.

