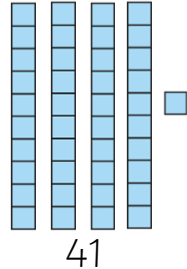
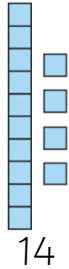


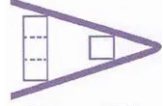
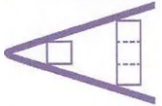
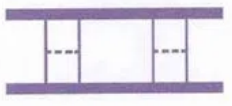
## Key concepts and questions

### How do we know the value of each number?

- It is important to recognise the value of each digit in a two digit number, especially with bigger numbers.
- Count carefully when bridging a multiple of 10 e.g. 28, 29, 30 not 28, 29, 2010
- Check the value of number that have the same digits e.g. 14 and 41




## Key Vocabulary

Tens	The number of 10s in a number There is 4 tens in 43	<b>10s</b>	<b>1s</b>
Ones	The number of ones in a number There are 3 ones in 43	<b>4</b>	<b>3</b>
partition	To break a number into parts, like tens and ones		
One digit number	A whole number made of one numeral		
Two digit number	A whole number made of two numerals		
Greater than	Less than	Equal to	
			

## Representations

**Base 10:** Count on in 10s and then ones



10, 20, 30, 40, 41, 42, 43, 44

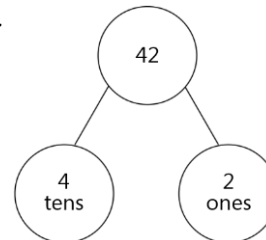
**Bead string:** This helps with partitioning into tens and ones and finding one more and less than a number



**Place value grid:** Shows how many tens and how many ones

10s	1s
3	8

**Part whole model:** This helps to organise representations of numbers from 1 upwards. It supports the composition of numbers.



## Making connections

**Amounts of money**

