



## **Summary of End of Key Stage 2 Test Results 2016-17**

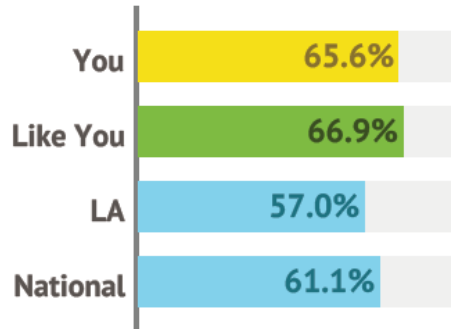
Provided by FFT Aspire

Including:

- average progress scores in reading, writing and maths
- average 'scaled scores' in reading and maths
- percentage of pupils who achieved the expected standard or above in reading, writing and maths
- percentage of pupils who achieved a high level of attainment in reading, writing and maths

## Pupils Achieving Expected Standard in Reading, Writing & Maths

# 65.6%

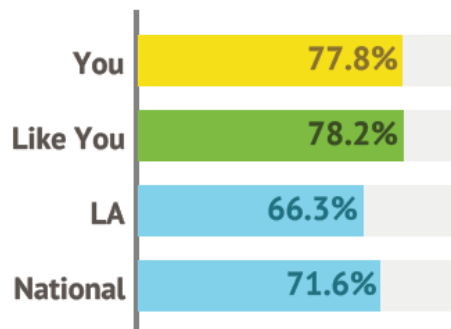


At Hunter's Bar Junior School 65.6% of pupils achieve the expected standard in reading, writing & maths. This is 1.3% lower than the similar schools average, 8.6% higher than the LA average and 4.5% more than the national average.

Cohort size = 90

## Pupils Achieving the Expected Standard in Reading

# 77.8%

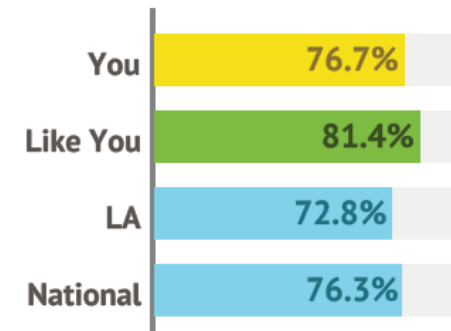


At Hunter's Bar Junior School 77.8% of pupils achieve the expected standard in reading. This is 0.4% lower than the similar schools average, 11.5% more than the LA average and 6.2% more than the national average.

Cohort size = 90

## Pupils Achieving the Expected Standard in Writing (TA)

# 76.7%

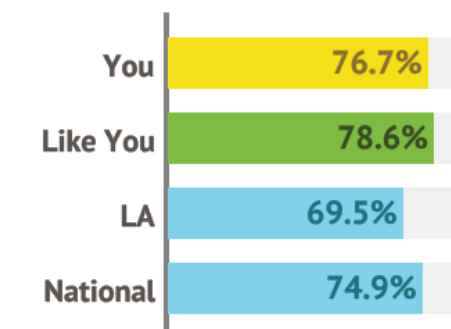


At Hunter's Bar Junior School 76.7% of pupils achieve at the expected standard in writing (TA). This is 4.7% lower than the similar schools average, 3.9% higher than the LA average and 0.4% higher than the national average.

Cohort size = 90

## Pupils Achieving the Expected Standard in Maths

# 76.7%

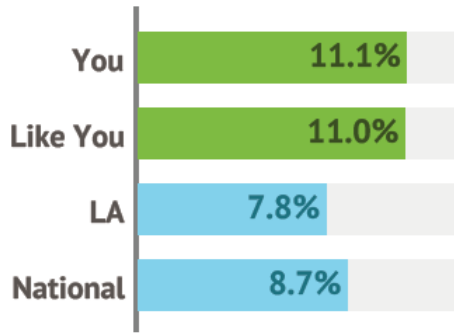


At Hunter's Bar Junior School 76.7% of pupils achieve the expected standard in maths. This is 1.9% lower than the similar schools average, 7.2% higher than the LA average and 1.8% more than the national average.

Cohort size = 90

# Pupils Achieving Higher Standard in Reading, Writing & Maths

# 11.1%

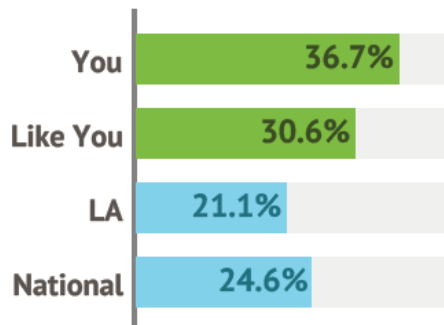


At Hunter's Bar Junior School 11.1% of pupils achieve the higher standard in reading, writing & maths. This is 0.1% more than the similar schools average, 3.3% higher than the LA average and 2.4% more than the national average.

Cohort size = 90

## Pupils Achieving Higher Standard in Reading

# 36.7%

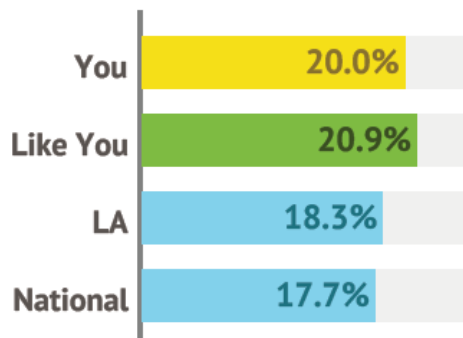


At Hunter's Bar Junior School 36.7% of pupils achieve a high scaled score in reading. This is 6.1% higher than the similar schools average, 15.6% higher than the LA average and 12.1% more than the national average.

Cohort size = 90

## Pupils Working at Greater Depth in Writing (TA)

# 20.0%

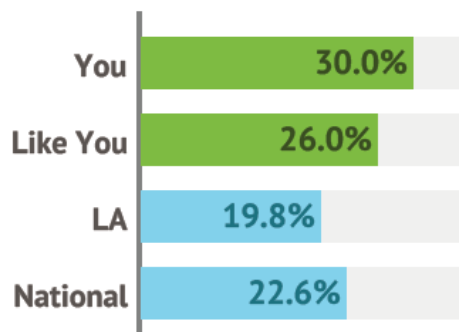


At Hunter's Bar Junior School 20.0% of pupils achieve greater depth within the expected standard in writing (TA). This is 0.9% less than the similar schools average, 1.7% more than the LA average and 2.3% more than the national average.

Cohort size = 90

## Pupils Achieving Higher Standard in Maths

# 30.0%

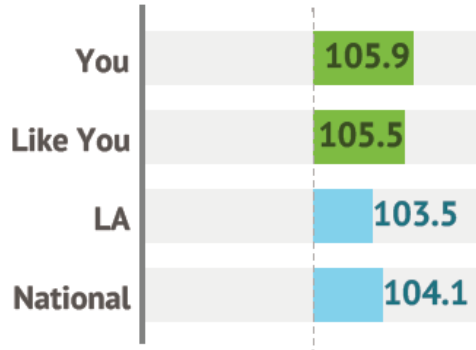


At Hunter's Bar Junior School 30.0% of pupils achieve a high scaled score in maths. This is 4.0% higher than the similar schools average, 10.2% higher than the LA average and 7.4% higher than the national average.

Cohort size = 90

## Average Scaled Score in Reading

# 105.9

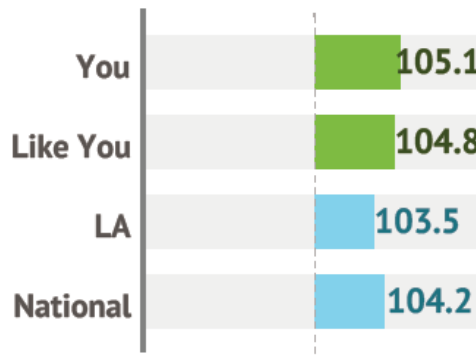


At Hunter's Bar Junior School the AvSS for reading is 105.9. This is 0.4 higher than the average for similar schools, 2.4 more than the average for LA and 1.8 more than the national average.

Cohort size = 90

## Average Scaled Score in Maths

# 105.1



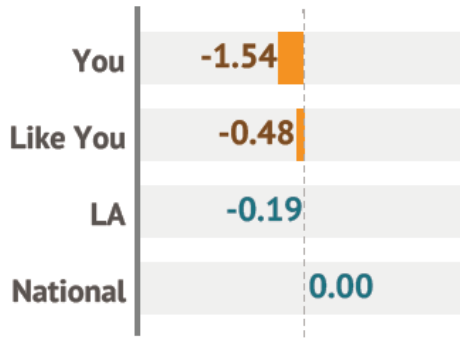
At Hunter's Bar Junior School the AvSS for maths is 105.1. This is 0.3 more than the average for similar schools, 1.6 higher than the average for LA and 0.9 more than the national average.

Cohort size = 90

## Progress Score in Reading

# -1.54

Cohort size = 87

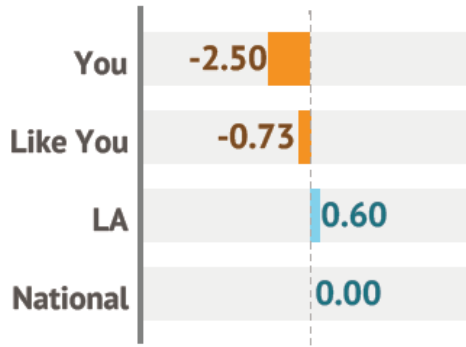


At Hunter's Bar Junior School the reading Overall Progress Score is -1.54. This is 1.06 lower than the average for similar schools, 1.35 lower than the average for LA and 1.54 lower than the national average.

## Progress Score in Writing (TA)

# -2.50

Cohort size = 88

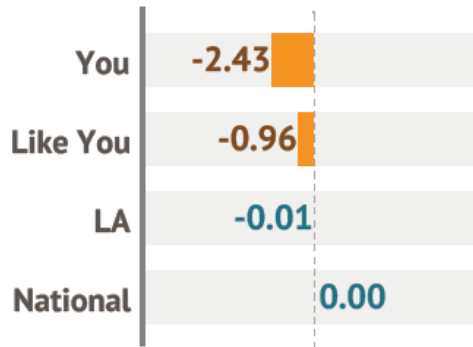


At Hunter's Bar Junior School the writing Overall Progress Score is -2.50. This is 1.77 less than the average for Like You, 3.10 less than the average for LA and 2.50 lower than the national average.

## Progress Score in Maths

# -2.43

Cohort size = 88



At Hunter's Bar Junior School the maths Overall Progress Score is -2.43. This is 1.47 lower than the average for Like You, 2.42 less than the average for LA and 2.43 lower than the national average.