



# Key Instant Recall Facts



FSI  
Autumn 2

The aim is for your child to be able to recall these facts *instantly*.

## Say the numbers in order to 5

Key Vocabulary:

One  
Two  
Three  
Four  
Five  
Next  
Before  
After

Top Tips:


- Use everyday opportunities to count.
- Miss a number out when counting, to see if your child notices.

Songs/ Rhymes:

1, 2, 3, 4, 5  
once I caught a  
fish alive.

Activity Ideas:

- Count up the stairs.
- Jump and count.
- Count objects- sweets, blocks, books.





# Key Instant Recall Facts



FSI  
Spring 1

The aim is for your child to be able to recall these facts instantly.

## Say the numbers in order to 10

### Key Vocabulary:

One  
Two  
Three  
Four  
Five  
Next  
Before  
After








### Top Tips:

- Six
- Seven
- Eight
- Nine
- Ten
- Use everyday opportunities to count.
- Miss a number out when counting, to see if your child notices.

### Activity Ideas:

- What can you do before I count to 10? For example build a tower. Swap roles.
- Count objects in the house or at the park. For example count leaves/cars.
- Count walking up the stairs.

Numbers 1-10

1 	2 	3 	4 	5 
6 	7 	8 	9 	10 



# Key Instant Recall Facts



FSI  
Spring 2

The aim is for your child to be able to recall these facts *instantly*.

## Count sets of up to 5

### Key Vocabulary:


One  
Two  
Three  
Four  
Five  
Next  
Before  
After

### Top Tips:

- Use everyday opportunities to count.
- Show your children how to count objects- point at them as you are counting.

### Activity Ideas:

- Count real life objects- sweets, blocks, books, leaves.
- My turn, your turn. Count the objects yourself first, then ask your child to have a go.






# Key Instant Recall Facts



FSI  
Summer 1

The aim is for your child to be able to recall these facts *instantly*.

## Name common 2d shapes



Key  
Vocabulary:

Square  
Triangle  
Rectangle  
Circle  
Oval

Activity Ideas:

- Use shape names so your child hears them.
- Look for shapes in the environment - wheels are circles, doors are rectangles.
- Talk about shapes when drawing pictures. For example, if drawing a face. What shape is the face?



# Key Instant Recall Facts



FSI  
Summer 2

The aim is for your child to be able to recall these facts *instantly*.

## Use positional language

### Key Vocabulary:

In  
On  
Under  
Inside  
Next to  
Behind



### Activity Ideas:

- Use objects your child likes. This could be their favourite toy.
- Talk about objects you see. For example the picture is on top of the table.
- [www.topmarks.co.uk](http://www.topmarks.co.uk) has lots of lovely, useful games!