




# Key Instant Recall Facts



The aim is for your child to be able to recall these facts *instantly*.

Year 1  
Autumn 1

## Number bonds to 10

### Key Vocabulary:


Numbers to 10  
Add  
Altogether  
Bonds  
Equals

### Key Questions:

What goes with \_\_\_ to make 10?  
I hide \_\_\_, how many are left?

### Activity Ideas:

- Ping Pong- say a number, child says the number bond to 10. For example you say 7. They say 3.
- Number cards- match numbers in number bond pairs.
- Everyday Objects- How many should be left? For example 10 pegs, cover three. How many are left?  
7
- Fingers- Hold up 10 fingers, put some down, how many are left?





# Key Instant Recall Facts



The aim is for your child to be able to recall these facts instantly.

Year 1  
Autumn 2

## Count to 100

### Key Vocabulary:

Numbers to 100

Teen

Tens

Digits

More


Less

Forwards

Backwards

### Activity Ideas:

- What can you do in the time it takes to count to 100?
- Count in the car or at the table.
- Count everyday objects.
- Listen to the counting to 100 on the internet.
- Count from a specific number to another. For example 31 to 66.
- Colour in numbers on a 100 square.
- Dot each number on a 100 square once they have said it.





# Key Instant Recall Facts



The aim is for your child to be able to recall these facts *instantly*.

Year 1  
Spring 1

## One more/ one less to 100

### Key Vocabulary:

Numbers to 100  
More  
Less  
Forwards  
Backwards  
Bigger  
Smaller

### Top Tips:

- If to begin with your child finds this challenging use a 100 square. Remind them more is forward (the number gets bigger) and less is backwards (the number gets smaller).

### Activity Ideas:

- Continue to count to 100.
- Say a number- one more/ one less
- Use in everyday activities. For example I have 32 books and one more is 33.
- Look and talk about the 100 square.





# Key Instant Recall Facts



The aim is for your child to be able to recall these facts *instantly*.

Year 1  
Spring 2

Key  
Vocabulary:

## Count in 2s 5s and 10s

Count  
Groups  
Tens  
Twos  
Fives  
Forwards  
Backwards

Activity Ideas:

- Count in different voices (whisper, pirate).
- Use yours and your families hands/ feet to count in 5s and 10s
- Teach somebody new to count in 2s, 5s and 10s.
- Count 2p, 5p and 10p coins.
- Have each number from the chant on a piece of card- jump onto each card and say the number.


Songs/ Rhymes:

10, 20, 30, 40, 50, 60, 70, 80, 90, 100.  
2, 4, 6, 8, 10, 12, 14, 16, 18, 20  
5, 10, 15, 20, 25, 30, 35, 40, 45, 50





# Key Instant Recall Facts



The aim is for your child to be able to recall these facts *instantly*.

Year 1  
Summer 1

## Days of the Week and Months of the Year

### Key Vocabulary:

Monday  
Tuesday  
Wednesday  
Thursday  
Friday  
Saturday  
Sunday

January  
February  
March  
April  
May  
June  
July  
August  
September  
October  
November  
December

### Top Tips:

- Talk to your child about what day or month it is.
- Check your child knows when their birthday is.
- Ask questions- what happens in September?


### Activity Ideas:

- Order the days of the week and months of the year.
- Make up your own songs.
- Encourage your children to use the days of the week/ months of the year. For example tomorrow we're going to the park. On Tuesday we're going to the park. My birthday is in April.





# Key Instant Recall Facts



The aim is for your child to be able to recall these facts *instantly*.

Year 1  
Summer 2

## Read and write numbers to 20 (numerals and words)

### Key Vocabulary:

Numbers to 20  
Numerals  
Words  
Spelling

### Activity Ideas:

- Continue to count to 100.
- Match each numeral and word.
- Say a number, ask your child to spell it.
- Spell a number, ask your child to say the number.

