




Key Instant Recall Facts



Year 1
Autumn 1

The aim is for your child to be able to recall these facts *instantly*.

Number bonds to 10

Key Vocabulary:


Numbers to 10
Add
Altogether
Bonds
Equals

Key Questions:

What goes with ___ to make 10?
I hide ___, how many are left?

Activity Ideas:

- Ping Pong- say a number, child says the number bond to 10. For example you say 7. They say 3.
- Number cards- match numbers in number bond pairs.
- Everyday Objects- How many should be left? For example 10 pegs, cover three. How many are left?
7
- Fingers- Hold up 10 fingers, put some down, how many are left?





Key Instant Recall Facts



Year 1
Autumn 2

The aim is for your child to be able to recall these facts instantly.

Count to 100

Key Vocabulary:

Numbers to 100

Teen

Tens

Digits

More

Less

Forwards

Backwards


Activity Ideas:

- What can you do in the time it takes to count to 100?
- Count in the car or at the table.
- Count everyday objects.
- Listen to the counting to 100 on the internet.
- Count from a specific number to another. For example 31 to 66.
- Colour in numbers on a 100 square.
- Dot each number on a 100 square once they have said it.

	+	-	X	÷	=						
	1	2	3	4	5	6	7	8	9	10	
	11	12	13	14	15	16	17	18	19	20	
÷	21	22	23	24	25	26	27	28	29	30	+
+	31	32	33	34	35	36	37	38	39	40	-
X	41	42	43	44	45	46	47	48	49	50	X
-	51	52	53	54	55	56	57	58	59	60	÷
+	61	62	63	64	65	66	67	68	69	70	
	71	72	73	74	75	76	77	78	79	80	
	81	82	83	84	85	86	87	88	89	90	
	91	92	93	94	95	96	97	98	99	100	
	=	÷	X	-	+						



Key Instant Recall Facts



Year 1
Spring 1

The aim is for your child to be able to recall these facts *instantly*.

One more/ one less to 100

Key Vocabulary:

Numbers to 100
More
Less
Forwards
Backwards
Bigger
Smaller

Top Tips:

- If to begin with your child finds this challenging use a 100 square. Remind them more is forward (the number gets bigger) and less is backwards (the number gets smaller).


Activity Ideas:

- Continue to count to 100.
- Say a number- one more/ one less
- Use in everyday activities. For example I have 32 books and one more is 33.
- Look and talk about the 100 square.





Key Instant Recall Facts



Year 1
Spring 2

The aim is for your child to be able to recall these facts *instantly*.

Key
Vocabulary:

Count in 2s 5s and 10s

Count
Groups
Tens
Twos
Fives
Forwards
Backwards

Activity Ideas:

- Count in different voices (whisper, pirate).
- Use yours and your families hands/ feet to count in 5s and 10s
- Teach somebody new to count in 2s, 5s and 10s.
- Count 2p, 5p and 10p coins.
- Have each number from the chant on a piece of card- jump onto each card and say the number.

Songs/ Rhymes:

10, 20, 30, 40, 50, 60, 70, 80, 90, 100.
2, 4, 6, 8, 10, 12, 14, 16, 18, 20
5, 10, 15, 20, 25, 30, 35, 40, 45, 50





Key Instant Recall Facts



The aim is for your child to be able to recall these facts *instantly*.


Year 1
Summer 1

Days of the Week and Months of the Year

Key Vocabulary:

Monday
Tuesday
Wednesday
Thursday
Friday
Saturday
Sunday

January
February
March
April
May
June
July
August
September
October
November
December



Top Tips:

- Talk to your child about what day or month it is.
- Check your child knows when their birthday is.
- Ask questions- what happens in September?

Activity Ideas:

- Order the days of the week and months of the year.
- Make up your own songs.
- Encourage your children to use the days of the week/ months of the year. For example tomorrow we're going to the park. On Tuesday we're going to the park. My birthday is in April.



Key Instant Recall Facts



The aim is for your child to be able to recall these facts *instantly*.

Year 1
Summer 2

Read and write numbers to 20 (numerals and words)

Key Vocabulary:

Numbers to 20
Numerals
Words
Spelling

Activity Ideas:

- Continue to count to 100.
- Match each numeral and word.
- Say a number, ask your child to spell it.
- Spell a number, ask your child to say the number.

