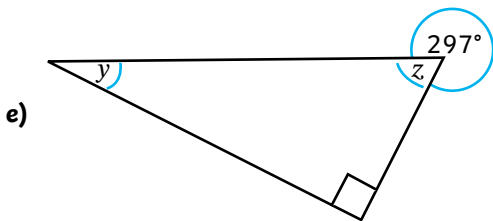
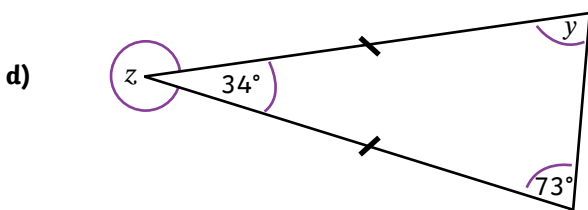
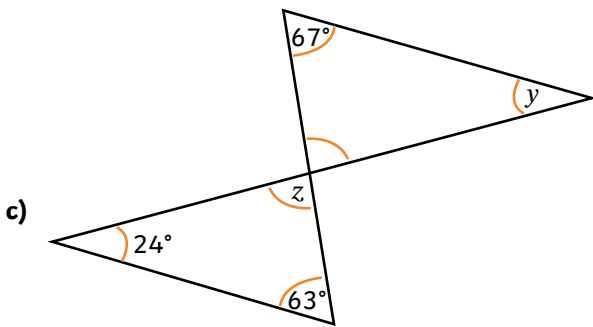
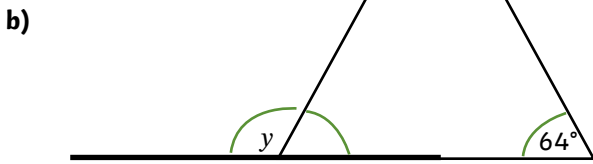
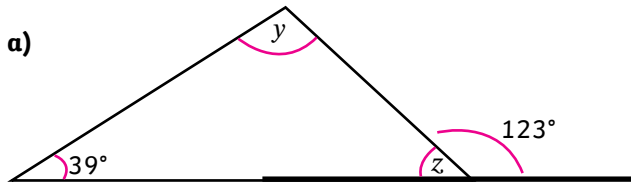
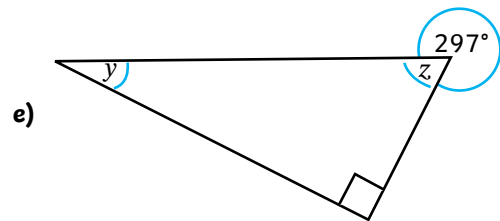
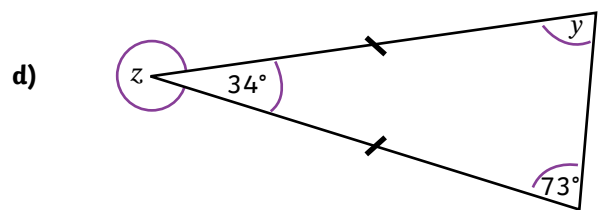
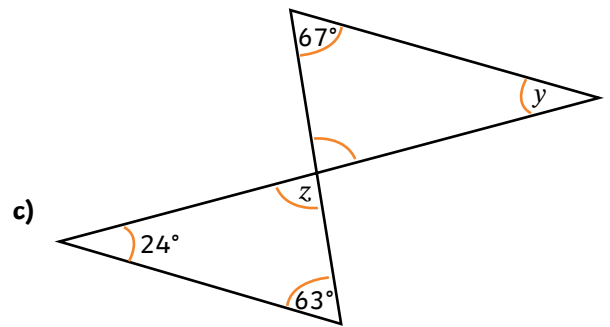
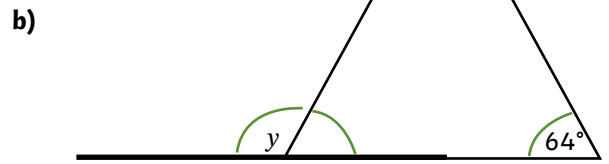
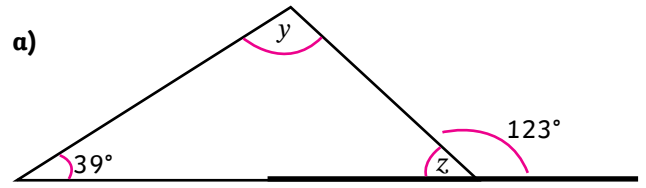


1) For each question, calculate the value of the angles y and z . Think carefully about what you know about angles around a point, on a straight line and in different types of triangles.



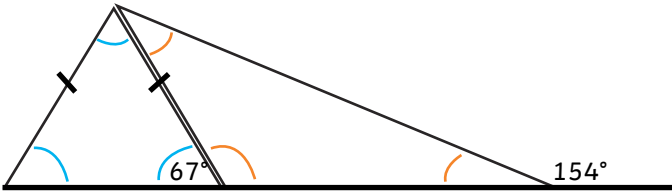
Important note: triangles are not drawn to scale, do not use a protractor.

1) For each question, calculate the value of the angles y and z . Think carefully about what you know about angles around a point, on a straight line and in different types of triangles.



Important note: triangles are not drawn to scale, do not use a protractor.

- 1) a) Circle the angle statements that you can use to help you calculate the missing angles in this shape.



Angles around a point = 360° .

Vertically opposite angles are equal.

Angles in a triangle = 180° .

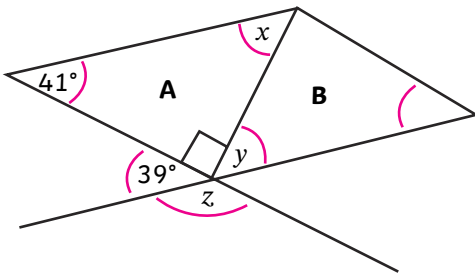
A right angle = 90° .

Angles on a straight line = 180° .

Isosceles triangles have 2 equal angles.

- b) Label the shape above with all of the missing angles.

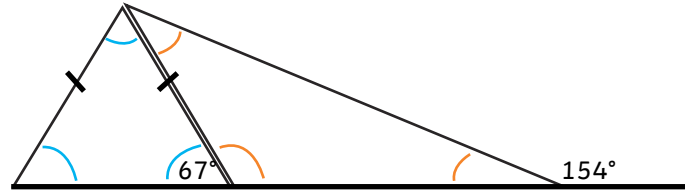
- 2) True or false? Explain how you know.



- a) Angle y will measure 39° as it is vertically opposite the angle measuring 39° .
- b) To find angle x , subtract 41° and the value of a right angle from 180° .
- c) As angle z is one of 5 angles around a point, you can calculate angle z by dividing 360° by 5.
- d) Find the missing angles x , y and z .

Important note: triangles are not drawn to scale, do not use a protractor.

- 1) a) Circle the angle statements that you can use to help you calculate the missing angles in this shape.



Angles around a point = 360° .

Vertically opposite angles are equal.

Angles in a triangle = 180° .

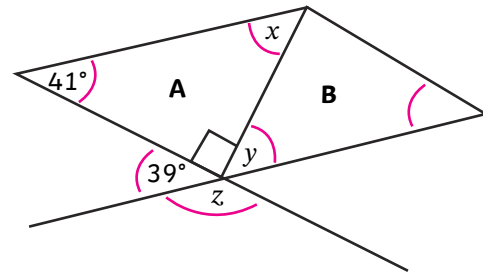
A right angle = 90° .

Angles on a straight line = 180° .

Isosceles triangles have 2 equal angles.

- b) Label the shape above with all of the missing angles.

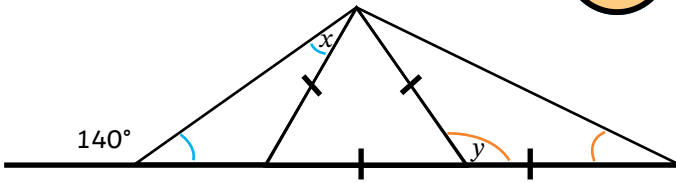
- 2) True or false? Explain how you know.



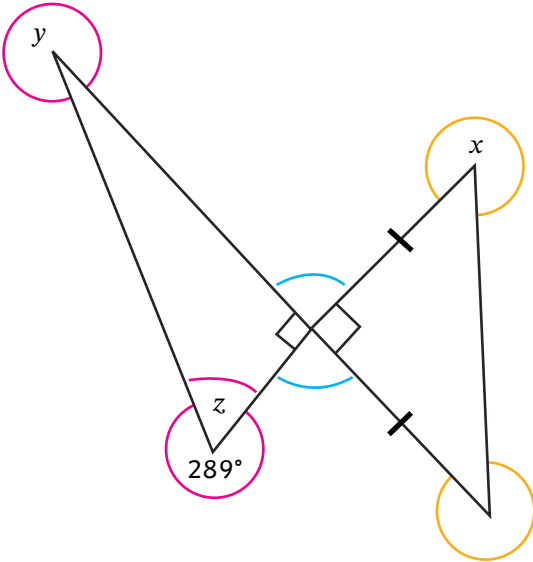
- a) Angle y will measure 39° as it is vertically opposite the angle measuring 39° .
- b) To find angle x , subtract 41° and the value of a right angle from 180° .
- c) As angle z is one of 5 angles around a point, you can calculate angle z by dividing 360° by 5.
- d) Find the missing angles x , y and z .

Important note: triangles are not drawn to scale, do not use a protractor.

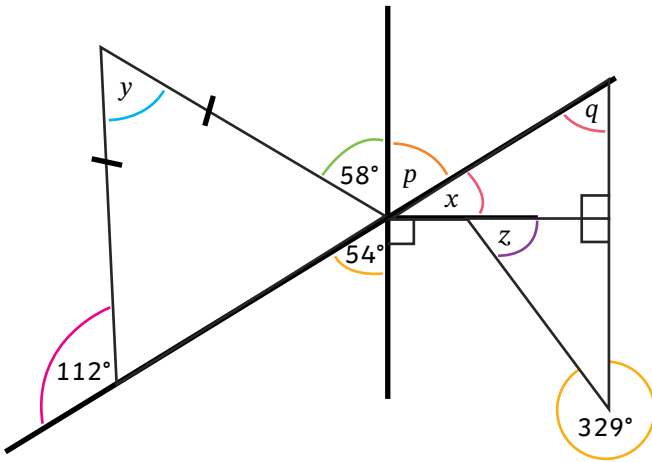
1) Calculate the value of angles x , y and z .



2) Calculate all the angles indicated by a letter, giving reasons for all your answers.

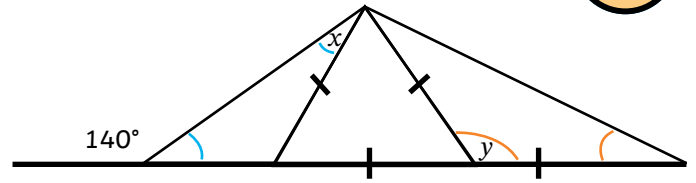


3) Calculate all the angles indicated by a letter.

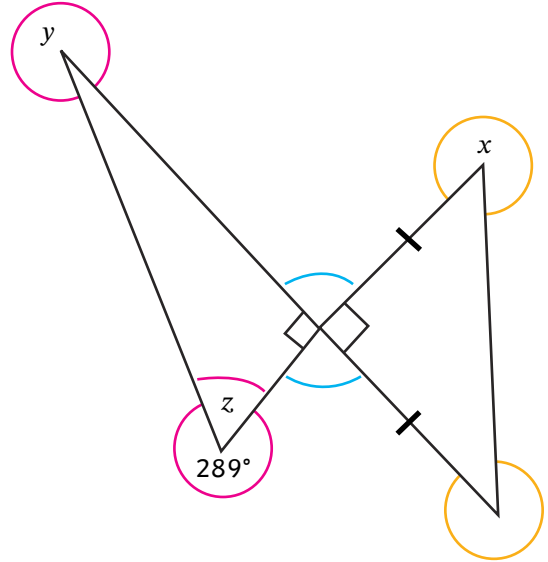


Important note: triangles are not drawn to scale, do not use a protractor.

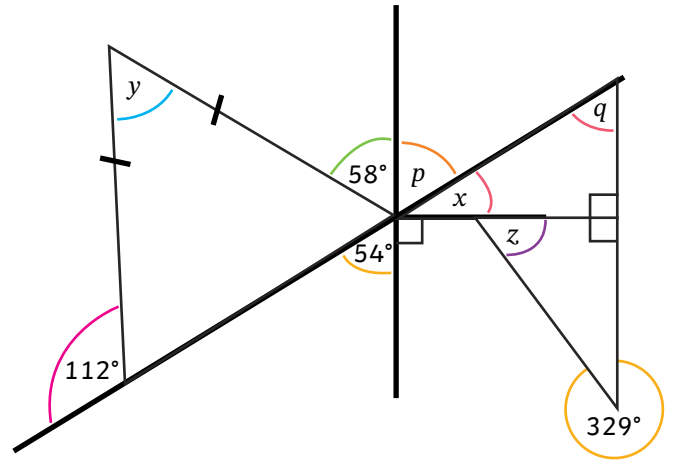
1) Calculate the value of angles x , y and z .



2) Calculate all the angles indicated by a letter, giving reasons for all your answers.



3) Calculate all the angles indicated by a letter.



Important note: triangles are not drawn to scale, do not use a protractor.