

Porthleven School

Final data for 2018 /19


- Progress scores in reading, writing, and maths.
- Percentage of pupils who achieved the expected standard or above in reading, writing and maths.
- Percentage of pupils who achieved at a high level of attainment in reading, writing and maths.
- Average scaled scores in reading and maths

Progress in reading, writing and maths ?

Reading ?

Number of pupils = 36

Pupils with adjusted scores = 0



Confidence interval ?
-2.8 to 1.3

Writing ?

Number of pupils = 36

Pupils with adjusted scores = 0

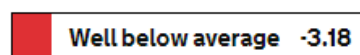


Confidence interval ?
-4.0 to -0.3

Maths ?

Number of pupils = 36

Pupils with adjusted scores = 0

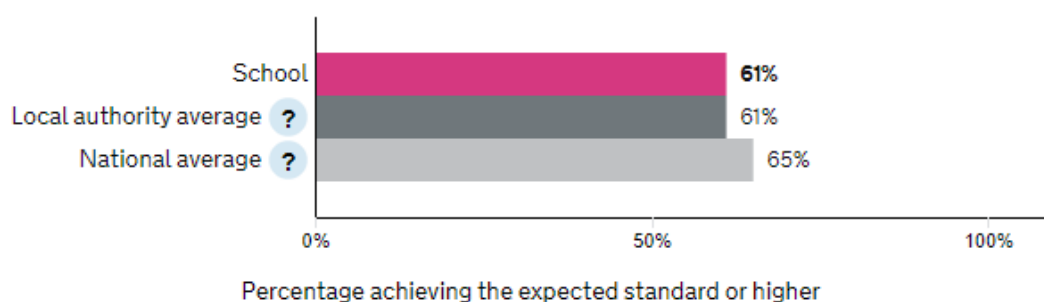


Confidence interval ?
-4.9 to -1.4

Reading, writing and maths combined ?

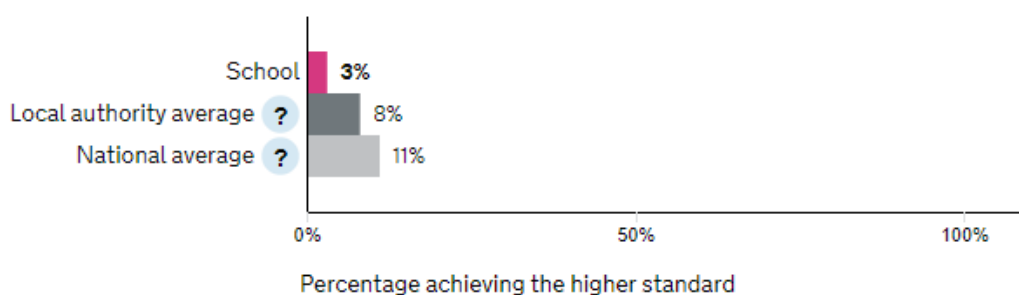
Percentage of pupils achieving the expected standard or higher ?

Number of pupils = 36



Percentage of pupils achieving the higher standard ?

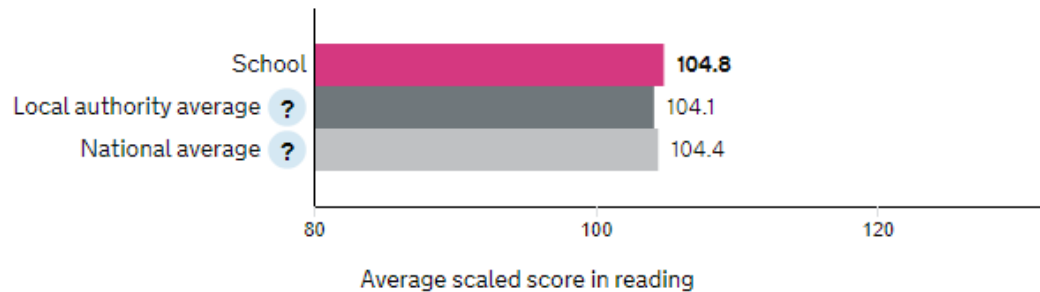
Number of pupils = 36



Average scaled score in:

Reading ?

Number of pupils = 36

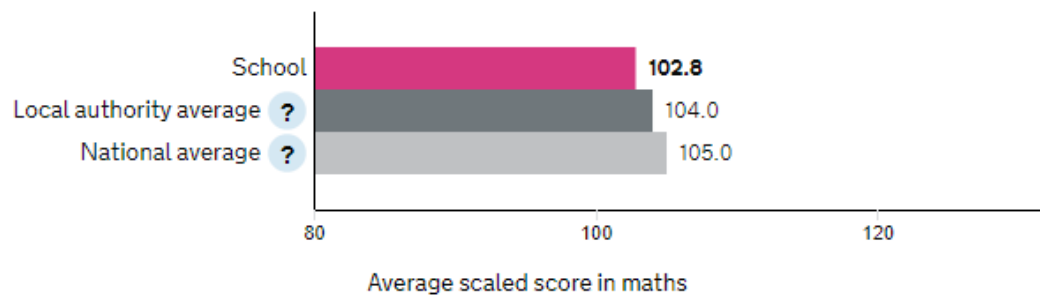


 [Explore data in detail](#)

 [View pupil breakdown](#)

Maths ?

Number of pupils = 36



[Please click here to Link to the Porthleven School's performance tables](#)