

Spring Real and Nonsense Words Mosaic

Once you have coloured all the words with a suffix, go through and circle the real words.

Real and nonsense words with the suffix: 'ing'=grey 'ful'=white

'er'=pink 'ly'=black

blockful	glowing	draining	making	powerful	dining	naxing	timing	quickful
coining	chatting	slower	shaking	blastful	going	writer	braving	fraxing
gateful	tikeful	reader	boxing	brakeful	winning	blower	useful	dayful
thankful	loudful	fighter	sinking	mindful	taxing	blexer	careful	lakeful
zoyful	mixful	bigger	jumping	tearful	flapping	jumper	boastful	jaimful
grassful	jumpful	tinkling	shining	hipping	shaping	craving	glowful	fearful
mostful	hopping	hoping	slowly	mixing	lovely	shopping	poithing	spiteful
frostful	diving	jamping	mithing	playing	glowing	draining	making	hateful
joyful	dining	naxing	timing	faster	coining	chatting	shaking	pureful
beautiful	gamful	going	braving	fraxing	boxing	winning	painful	wonderful

Spring Real and Nonsense Words Mosaic

Once you have coloured all the words with a suffix, go through and circle the real words.

Real and nonsense words with the suffix: **'ed'**=blue **'est'**=purple

'ment'=pink **'en'**=black

played	ferried	chosen	looked	pushed	shouted	toughen	smiled	stopped
tried	amusement	employment	weaken	chopped	given	enjoyment	statement	dried
refreshment	engagement	development	placement	wooden	amusement	employment	krayment	truement
amazement	replacement	punishment	agreement	shaken	treatment	shipment	payment	jayment
treatment	shipment	payment	jayment	woollen	refreshment	engagement	development	placement
longed	ugliest	laziest	craziest	dampen	shiniest	brightest	funniest	pressed
prettiest	scariest	grumpiest	shiniest	liken	bravest	rudest	smartest	cutest
weakest	narmest	larest	oldest	driven	weakest	colest	ugliest	laziest
typed	softest	roughest	jullest	flatten	prettiest	scariest	fullest	washed
showed	baked	spikiest	loudest	patted	shiniest	parnest	pressed	typed

Spring Real and Nonsense Words Mosaic

Once you have coloured all the words with a suffix, go through and circle the real words.





Real and nonsense words with the suffix: 'ness'=pink 'es'=white

's'=blue 'ly'=green

stops	parks	mends	illness	fatness	closeness	thanks	barks	nights
rooms	goals	kindness	freshness	rudeness	sadness	boldness	boats	melts
gelts	wetness	lagness	retness	dishes	darkness	goodness	shyness	marks
talks	yelts	baldness	awareness	trellness	fitness	calmness	stops	parks
thanks	barks	nights	fadness	illness	fatness	rooms	goals	boats
days	pays	breaks	meaks	slowly	treats	fleeps	greats	talks
softly	boftly	gives	lives	easily	moats	cars	coldly	cleverly
cleanly	wisely	rudely	polts	lovely	jolts	tarply	brightly	sardly
draws	trudly	loudly	feeds	quickly	drinks	shyly	quietly	writes
steps	chairs	trools	firstly	sadly	sweetly	fools	dogs	frogs

Contractions Game

Kit and Sam are choosing ice creams. Can you complete the contractions to make the ice creams?



Base Words and Suffixes

For this game, you will need a dice.

Instructions:

1. Roll the dice then use the key below to write down the correct base word.
2. Roll the dice again and complete the word by adding the suffix.
3. Think, will the base word need changing?
4. How many words did you create?



Roll 1: base words					
1	2	3	4	5	6
warm	cold	wind	short	hot	long
Roll 2: suffixes					
1	2	3	4	5	6
-y	-er	-est	-y	-est	-er

Word Search



j t p c a r e l e s s u
t v s y g r a c e f u l
r m p a y m e n t s s r
e f q d k i p l h b t h
a q f d i s a p p e a r
s u u x n h d w a n t h
u a n v d s l o r z i f
r l n w n w o r s t o v
e i y f e q c l k y n t
m t k i s q u a b b l e
r y v b s j l o n g e r
w a r e d e d r h e r e

longer
war
payment
treasure
disappear

want
quality
squabble
worst
here

funny
kindness
station
graceful
careless




Out of the Hat!

Instructions

1. Cut out the word endings below.
2. Place these in a hat or a bag.
3. Shake the hat/bag and pick out a word ending.
4. Write the word ending to complete the word list.
5. How many real words you have made?

- | | |
|------------|-------------|
| 1. enjoy_ | 6. fair_ |
| 2. move_ | 7. lucki_ |
| 3. tidi_ | 8. happi_ |
| 4. excite_ | 9. grace_ |
| 5. wonder_ | 10. breath_ |



-ment

-ness


-ful

-less


-ly

Be an Illustrator!

Read the sentences below and draw a picture to illustrate it.



The gnome was asleep with his teddies.



The knight was happiest when he was riding his horse.

Super Suffixes


Underline the words with -er or -est added.

Kit is the grumpiest twin but now he is feeling happier. He is not the funniest at telling jokes but he has got a plan. Sam is a worrier. Mum has given her a note to help her to feel happier too. Being a mum is not the easiest job but she tries her best!

Can you put the correct spelling of each word in the following sentences?

The base word is next to the sentence as a clue!

1. Sam was _____ after she read Mum's note. (happy)
2. The weather was the _____ Dad had ever known it. (stormy)
3. Kit felt _____ than usual. (grumpy)
4. The car was much _____ once it was fixed. (speedy)




Base Words and Suffixes

For this game, you will need a dice.

Instructions:

1. Roll the dice, using the key below write down the base word.
2. Roll the dice again and complete the word by adding the suffix.
3. Look at your word and decide if it looks correct or does the base word need changing?
4. How many words can you create?

Roll 1: base words					
1	2	3	4	5	6
fly	copy	cry	annoy	happy	funny
Roll 2: suffixes					
1	2	3	4	5	6
-es	-ed	-ing	-er	-est	-es



Out of the Hat!

Adding suffixes to words ending in y

Instructions

1. Cut out the word endings below.
2. Place these in a hat or a bag.
3. Shake the hat/bag and pick out a word ending.
4. Write the word ending to complete the word list.
5. How many real words you have made?

- | | |
|----------------|----------------|
| 1. fli _____ | 6. funni _____ |
| 2. copi _____ | 7. lucki _____ |
| 3. babi _____ | 8. spi _____ |
| 4. happ _____ | 9. repli _____ |
| 5. worri _____ | 10. easi _____ |



-es	-er	-ing
-ed	-est	