

Week beginning: Monday 1st March 2021

Year 1 English - Anansi and Tiger

This week you are going to be using the planning and boxing up activities you completed last week to write your own version on Anansi and Tiger, including what you chose for Anansi's deal with Tiger.

Watching lessons 7- 10 over the course of this week to support your writing. Pay close attention to the writing toolbox which will tell you what you need to be including in your writing to ensure it makes sense and that you are writing **action that is clear**.

On each page, there is place for you to do a drawing of what is happening in the part of the story you are writing about. It might be a good idea to complete the drawing first, to show yourself what is happening, where and when, to write **action that is clear**.

The videos, linked on the class web page, will take you through how to write each section and complete some shared writing. There will also be time for you to go back through your work, to read and edit your sentences. Please check your success criteria at the end of each session to tick off what you think you have been able to include. You can also 'traffic light' your work in the box, by colouring 'green' for super independent working, 'orange' if you found it a little tricky and needed some help, or 'red' if you found this very hard.

Monday - Complete Page - 2 - Lesson 7








Tuesday - Complete Page - 3 - Lesson 7

Wednesday - Complete Page - 4 - Lesson 7

Thursday - Complete Page - 5 - Lesson 7

Monday 1st March 2021

L.O. To write the opening for your own story

 Full stops	 Finger spaces	 Pencil grip	 Upper/lower case letters	 Adjectives	 Listen for sounds	 and	
							Traffic Light

A large rounded rectangular box for writing the opening of a story.

Horizontal lines for writing.

Tuesday 2nd March 2021

L.O. To write the middle part of your own story



Full stops



Finger spaces



Pencil grip



Upper/lower case letters



Adjectives



Listen for sounds



connectives

and

Traffic Light

Large rounded rectangular writing area for the middle part of the story.

Horizontal lines for writing.

Wednesday 3rd March 2021

L.O. To write the middle part of your own story



Full stops



Finger spaces



Pencil grip



Upper/lower case letters



Adjectives



Listen for sounds



connectives

and

Traffic Light

A large rounded rectangular box for writing the middle part of a story.

Horizontal lines for writing.

Thursday 4th March 2021

L.O. To write the ending of your own story



Full stops



Finger spaces



Pencil grip



Upper/lower case letters



Adjectives



Listen for sounds



connectives

and

Traffic Light

A large rounded rectangular box for writing the ending of a story.

Horizontal lines for writing.