

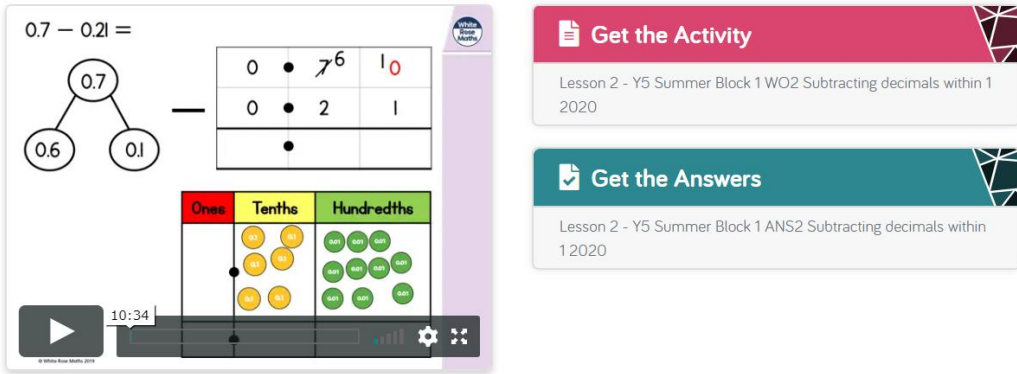


Subject	Activity	Submission
Reading (30 mins)	<p><u>VIPERS Comprehension: Advertising email</u>                      Please read Advertising email aloud.</p> <p>Complete the questions that follow the text in your home learning book (or on paper if you are yet to have your home - learning book). This is a perfect opportunity to practice your handwriting (particularly for those aiming for a Pen Licence).</p> <p>The 'Advertising email' PDF is below this daily summary on the class page.</p>	No submission required
Spelling (15 mins)	<p><u>New list words - Silent letters 'h', 'k'</u>                      Character chemist Christmas chord chorus ache echo                      orchid school orchestra knack kneel knight knock knew</p> <p>In your neatest handwriting, write out the words in your home learning book (or on paper if you are yet to have your home - learning book). This is a perfect opportunity to practice your handwriting (particularly for those aiming for a Pen Licence).</p>	No submission required
Literacy 	<p><u>Fiver Challenge: Research and Planning</u>                      Prior to the COVID19 Pandemic and the resulting 'Partial School Closures', I had registered the class into the national 'Fiver Challenge' initiative, please see the link below:  <a href="https://www.fiverchallenge.org.uk/">https://www.fiverchallenge.org.uk/</a> However, due to the COVID19 Pandemic and the resulting 'Partial School Closures' - this has been postponed.</p> <p>On our return to school, you will be given £5 to set up some form of business enterprise; this will be in an attempt to raise funds over a four-week period. You are allowed to combine their funds in two's or three's (to create initial sums of £10 or £15 if they want to work together). However, this may be tricky under the current climate.</p> <p>The 4 week period of the national initiative is broken down as suggested:</p> <p><u>Week 1:</u>                      Here's a fiver! • Think up lots of possible product or service ideas • Carry out market research - what do customers think of your ideas? How much would they pay? • Agree your final idea and name • Collect your fiver! • Enter week one competition for the best logo</p> <p><u>Week 2:</u>                      Getting ready • Get support from your local community to help sell your product/service • Buy the materials/products you need • Plan your selling event(s) • Prepare your sales pitch - why should someone buy your product/service? • Enter week two competition for the best sales pitch</p> <p><u>Week 3:</u>                      Keep it going • Get your product/service ready to sell • Keep track of your spending • Decide how to advertise your product/service • Promote your selling event(s) • Checklist ready to set up?</p>	No submission required

	<p><b>Week 4:</b>          Payback and keep the profit · Hold your selling event(s) and calculate your profits · Payback the fivers including the 50p legacy contribution and decide how to spend or donate the profits · Teachers need to complete the post-challenge questionnaire · Submit your entry to the National Fiver Challenge competition</p> <p>Tomorrow, I will be asking you to submit some form of Business Plan for the 'Fiver Challenge' - this can be presented however you wish. You will have one month to set up a mini business and create a product or service you can then sell or deliver at a profit.</p> <p>For today's task, please think about the following:</p> <ul style="list-style-type: none"> <li>- Product Name / Type</li> <li>- Materials / Products you will need to buy and costings</li> <li>- Amount you will sell product for</li> <li>- Projected profits</li> <li>- Ideas to advertise and / or promote your product</li> <li>-</li> </ul>	
<p>Numeracy</p> 	<p><b>Summer Week 1: Lesson 2 - Subtracting decimals within 1</b>          Please follow this link <a href="https://whiterosemaths.com/homelearning/year-5/">https://whiterosemaths.com/homelearning/year-5/</a> and scroll up to summer week 1, you may need to expand the tab/open it up. It should look like this:</p> <p><b>Lesson 2 - Subtracting decimals within 1</b></p>  <p>Watch the video clip, this will help to consolidate our previous learning and help to explain the task.</p> <ul style="list-style-type: none"> <li>- Complete the worksheet by clicking on 'Get the worksheet' tab, to open it.</li> <li>- Check over your work</li> <li>- Mark your work using the 'Get the answers' tab.</li> <li>- Submit marked work</li> </ul>	<p>No submission required</p>
<p>Other</p>	<p>PE; Joe Wicks. Body Coach - Undertake today's PE with Joe. The link is below:  <a href="https://www.youtube.com/user/thebodycoach1">https://www.youtube.com/user/thebodycoach1</a></p> <p>Please record your heart rate before and after the session in your home learning book. You may want to use the PowerPoint to remind you of a heart rate recording method.</p>	<p>No submission required</p>