

Age Range	4 to 11
% Special Educational Needs (Stated) - SEN	2.5%
% SEN Without a Statement	6.0%
% Black and Minority Ethnic - BME	7.3%
% Service Children	2.3%
% English as an Additional Language	x

# St Columb Major ACE Academy

**A**  
Academy

**Ofsted Rating: Overall Effectiveness**

**1** 234

**Outstanding**

<http://www.ofsted.gov.uk>

**Free School Meals (Ever6 Pupil Premium)**

**20.1%**  
80 pupils

National Average: 25.4%

**Pupils: 399**

215 (53.9%)  
184 (46.1%)

**22.6** Pupils Per Teacher (2016)

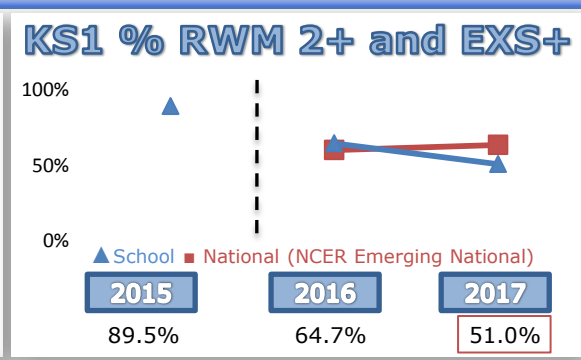
**Floor Standards met 2017?** ✓

**65% EXS in RWM?** X

**Progress in RWM?** ✓

**Reading** 2015 2016 2017

KS1	2+	91.2%	EXS+	80.4%	72.5%
	3+	36.8%	GDS	43.1%	31.4%
KS2	4+	79.1%	EXS+	89.2%	68.3%
	5+	39.5%	GDS	40.5%	15.9%



**Above Coasting?\***

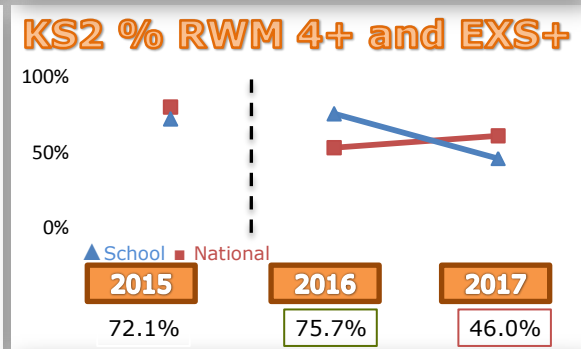
2015 X

2016 ✓

2017 X

**Writing** 2015 2016 2017

KS1	2+	93.0%	EXS+	68.6%	52.9%
	3+	14.0%	GDS	29.4%	17.6%
KS2	4+	83.7%	EXS+	81.1%	76.2%
	5+	32.6%	GDS	16.2%	12.7%

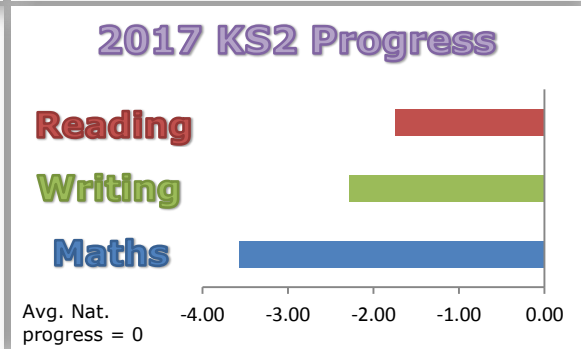


**KS1 2017**  
51 pupils

2016 51 pupils  
2015 57 pupils

**Maths** 2015 2016 2017

KS1	2+	100.0%	EXS+	80.4%	70.6%
	3+	36.8%	GDS	35.3%	29.4%
KS2	4+	76.7%	EXS+	89.2%	60.3%
	5+	46.5%	GDS	21.6%	15.9%



**KS2 2017**  
63 pupils

2016 37 pupils  
2015 43 pupils

**Overall Attendance:**  
% of possible half-days recorded as attended

2013/14	95.7%
2014/15	96.1%
2015/16	95.5%

**Compared to National Average+**

Significantly Above

Significantly Below

**CORNWALL COUNCIL**

**Persistent Absence:**  
% of pupils >56 half-days absence (2014-15)  
% of pupils >38 half-days absence (2016)

2013/14	2.4%
2014/15	1.6%
2015/16	9.3%