

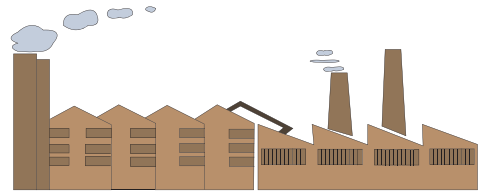
Stem-and-Leaf Plot

Sheet 1

- 1) The data for the production of number of components at an industry for three weeks are given below. Make a stem-and-leaf plot.

56, 22, 45, 24, 13, 39, 15, 34, 26, 45, 51, 18, 38, 26, 55

Stem	Leaf




Key: 5|5 = _____

- 2) The data for air traffic in ten days at a busy airport is recorded as follows. Make a stem-and-leaf plot for the given data.

293, 287, 309, 306, 295, 288, 285, 294, 306, 281

Stem	Leaf



Key : 29|5 = _____

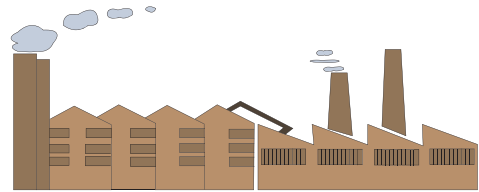
Stem-and-Leaf Plot

Sheet 1

- 1) The data for the production of number of components at an industry for three weeks are given below. Make a stem-and-leaf plot.

56, 22, 45, 24, 13, 39, 15, 34, 26, 45, 51, 18, 38, 26, 55

Stem	Leaf		
1	3	5	8
2	2	4	6 6
3	4	8	9
4	5	5	
5	1	5	6




Key: 5|5 = 55 components

- 2) The data for air traffic in ten days at a busy airport is recorded as follows. Make a stem-and-leaf plot for the given data.

293, 287, 309, 306, 295, 288, 285, 294, 306, 281

Stem	Leaf		
28	1	5	7 8
29	3	4	5
30	6	6	9



Key : 29|5 = 295 flights