




Willow Class Homework Projects: Year 6 – Autumn Term 2018

Conflict: Then and Now

Please choose **4** projects to complete by **Friday 30th of November**. You can pick any 4 projects. Bring them in once completed and they can then be part of our topic gallery in the classroom. We will have a project showcase on **Wednesday 5th December** to celebrate what you have created. I am excited to see what you come up with!

<p style="text-align: center;">Time-travelling journal</p> <p>Imagine that you have travelled back in time and have landed in WW1. You have been thrown back a century. Write a journal entry about what you can see/hear/smell and feel.</p> 	<p style="text-align: center;">Research</p> <p>Research your own family history and find out where some of your family members were between 1914 and 1918. Create a mini family tree to show us what you have learnt.</p>	<p style="text-align: center;">Fact-file</p> <p>Create a fact-file about Syrian refugees fleeing to European countries in the last 3 years. Make sure you pick really interesting facts and include pictures too to match your facts.</p>
<p style="text-align: center;">Photo collage</p> <p>Make a collage of photos showing a journey from WW1 to the current Syrian conflict. Include captions on some of the photos to give us some background.</p>	<p style="text-align: center;">Surprise me!</p> <p>Create your own project based on our topic 'Conflict: Then and Now'. Be creative!</p> 	<p style="text-align: center;">Poetry</p> <p>Use your knowledge of Syrian refugees and research some new information and write a piece of rhyming poetry based on the life of a refugee.</p>
<p style="text-align: center;">Interpretative artwork</p> <p>Design and create a piece of artwork around the theme of Conflict. You can be as abstract as you like. Explore different ways of being creative e.g. making a collage, using oil pastels or maybe even using papier-mâché.</p>	<p style="text-align: center;">Emergency supply pack</p> <p>Plan and design an emergency supply pack for refugee families to be given to them upon entering the United Kingdom. Consider medical supplies and long-lasting food.</p>	<p style="text-align: center;">Retro recipes</p> <p>Research some recipes of types of food they would have made and eaten during WW1 and try to make them yourselves.</p> 

Weekly homework:

Reading – Make sure you read at least 4 times a week. Either your parents need to sign your reading record, or you can leave a mini description about what you have read.

Spelling – Spelling lists will be sent home every Wednesday for you to complete and you can always practice spellings at home using the Year 5 & 6 spelling list sent home at the start of the year.

Maths – Don't forget to always practice your number facts, especially your times tables. You must know all of your times tables up to 12 x 12.

SATS preparation – In the first half term, you will be sent home with one 10-minute test from your CPG revision guide per week. In the second half term (after October half term), you will be expected to complete two 10-minute tests per week. This will be discussed more during our SATS briefing on Thursday 13th September.