
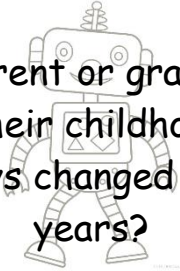
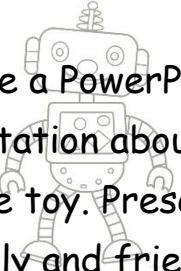


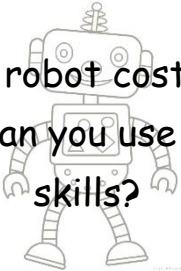






## Oak Class Home Learning

### Autumn term: Into the toy box

Choose some activities and colour in the robot when you have completed a task.

<p><b>Chatter time!</b></p>	<p>Use your toys to tell your family a made-up story before bedtime.</p> 	<p>Ask a parent or grandparent about their childhood toys. Have toys changed over the years?</p> 	<p>Make a PowerPoint presentation about your favourite toy. Present it to family and friends.</p> 
<p><b>Get Crafty!</b></p>	<p>Design and make a new toy using craft materials. Can you include some moving parts?</p> 	<p>Make a puppet and create a puppet show to entertain family and friends!</p> 	<p>Make a robot costume to wear! Can you use sewing skills?</p> 
<p><b>Out and about!</b></p>	<p>Take your teddy bears for a picnic outdoors. Make sure you plan a healthy menu!</p> 	<p>Visit your local library to find some new story books about toys.</p> 	<p>Survey your friends to find the most popular toy and create a bar chart to show the results.</p> 