

Daily non-negotiables:

1) Reading - 30 minutes

Group 1:

- [Phonics sounds](#)
- [Spell the words](#)
- [Read to an adult](#)

Group 2:

- [Phonics sounds](#)
- [Spell the words](#)
- [Read to an adult](#)
- Reading skills - Comprehension

2) Spelling - 20 minutes

3) P.E. - [Cosmic Kids](#)

English

WORLD BOOK DAY!

Today is World Book Day.

Dress up as your favourite book character, watch [videos](#) of authors and illustrators, have a go at the WBD activities and read books!

IT'S WORLD BOOK DAY!

Topic

The Scented Garden



Create a windowsill garden by [planting seeds](#). You could make your own planter by recycling a plastic bottle.

Fast-growing edible plants include radish, lettuce, parsley, mint and chives.

Challenge: Keep a gardening diary in a notebook to record when and how you care for your plants. Write any changes you notice as they grow.

Maths

2 times table

Watch the video, complete the activities and check your answers.


[Video](#)

[Worksheet](#)

[Answers](#)

Reading skills: Reading Comprehension

Comprehension is understanding a text. Carefully read the text from Monday and answer the questions. You can find clues in the text to help you.



Quick Questions



1. Give one word which describes the soil where a cactus can grow.



2. What is the main root of a cactus called?
Tick one.

plug root

sink root

deep root

taproot



3. Why do you think that the cactus's main root is longer and stronger than the main root of other plants?



4. Predict what the cactus would do if it did not have access to water for a long time.

The 2 times-table

- 1 Write a fact from the 2 times-table to match the picture.

a)



$$\square \times \square = \square$$

b)



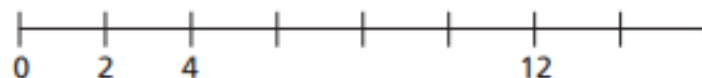
$$\square \times \square = \square$$

c)



$$\square \times \square = \square$$

- 2 a) Complete the number line.



- b) Which times-table does the number line show?

Tick your answer.

1 times-table 2 times-table

3 times-table

How do you know?

- 3 Complete the array and times-table fact so that they match.

a)



$$2 \times 2 = \square$$

b)



$$2 \times 5 = \square$$

c)



$$2 \times \square = 8$$



4 Complete the number sentences.

a) $3 \times 2 = \square$

f) $\square = 12 \times 2$

b) $\square = 9 \times 2$

g) $2 \times \square = 2$

c) $2 \times 5 = \square$

h) $2 \times 0 = \square$

d) $2 \times \square = 4$

i) $14 = 2 \times \square$

e) $12 = \square \times 2$

j) $\square \times 2 = 22$



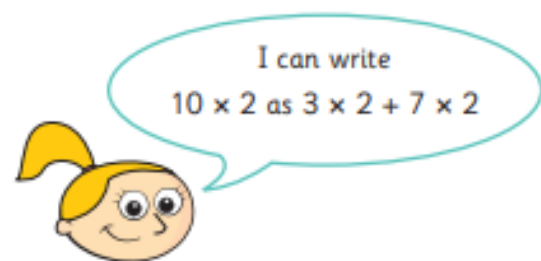
5 Teddy has £8

Rosie has twice as much money as Teddy.

How much money does Rosie have?

Rosie has £

6 Eva is writing 10×2 in different ways.



Find three more ways that you can write 10×2

Use counters to help you.

$$\square \times \square + \square \times \square$$

$$\square \times \square + \square \times \square$$

$$\square \times \square + \square \times \square$$


Compare answers with a partner.



World Book Day

Character Description

Can you draw or paint a picture of your favourite book character? You could stick a photo of yourself in costume on the sheet too! Can you write the character's name? Why are they your favourite character?



Character's Name: _____

WORLD
BOOK
DAY


SPONSORED BY
NATIONAL
BOOK
TOKENS

MEET THE BOOKMARKS!

On your bookmarks, get set . . . colour! Created by Rob Biddulph, creator of *Blown Away*, these collectable bookmarks can be cut-out, coloured in and kept in your favourite book.

SHARE A STORY
ACTIVITY

PLEASE
PHOTOCOPY
THIS SHEET



Plastic Bottle Garden Craft:

You can create a kitchen garden with used plastic bottles and make wonderful planters that can be cut and shaped according to your imagination.

Here are some easy steps to make planters with plastic bottles that can grace your window sill and give you fresh herbs from your very own garden.

Material:

- Plastic bottles of different sizes and colours
- Googly eyes or bottle caps
- Acrylic paint
- Scissors/Knife

How to Do:

1. Take a bottle and remove the label
2. Cut the bottle in half
3. Paint it in bright colours of your choice
4. Decorate the bottle as shown in the picture
5. Use googly eyes or bottle caps for nose and eyes
6. Your planters are ready for your herb garden!

